
MICHIGAN DEPARTMENT OF CORRECTIONS
2011 STATISTICAL REPORT

Rick Snyder, Governor

Daniel H. Heyns, Director
Michigan Department of Corrections

April 9, 2013
(See next page for a list of revisions and releases.)

Release History

- October 26, 2012 • Initial Release includes E, H and I Sections
- January 2, 2013 • Added A & C Sections
- April 9, 2013 • Revised Table C4; Added B & J Sections

2011 STATISTICAL REPORT

INTRODUCTION

Since the 2000 edition of the MDOC Statistical Report, bound paper copies have no longer been produced and distributed. Instead, these annual statistical reports are published only on the official MDOC web site on the Internet. The MDOC home page web address is <http://www.michigan.gov/corrections>, and the Statistical Reports are located under the *Publications & Information* link.

The crime breakdowns in the core tables of the first three sections of the report, regarding felony court dispositions, prison intake and prison population, are all based on the longer 10-character offense codes, as was first shown in the 1999 report. They are also sorted by offense code rather than by crime frequency or maximum term. Since the new sort order keeps sequential offense codes together, similar crimes that have identical maximum penalties are no longer consolidated. This new level of detail provides much richer information than in the past.

However, the additional detail also makes the crime tables much longer; the reader must be careful to watch for related offense codes when attempting to examine the data for a particular type of crime. For example, several separate offense codes now appear for the crime of first degree criminal sexual conduct (750.520B--) in each crime table, because each code represents a specific characteristic of the offense.

Summary narrative reflecting on the Department's observations about what the data show has again been kept to a minimum, as the Department now produces a separate Annual Report for that purpose.

Section Overview

This report is divided into ten major sections (A-J).

- **Section A, Court Dispositions**, contains data on statewide felony court dispositions broken down by offense, sentencing jurisdiction, and type of disposition.
- **Section B, Prison Commitments**, provides prison intake data by the number and characteristics of new prisoners received by the Department.
- **Section C, Prisoner Population**, presents descriptions of Michigan's correctional facilities and statistics regarding the characteristics of the prisoner population.
- **Section D, Parole Board**, summarizes data on offender movement to parole and Parole Board activity and decisions, and examines the parole outcomes.
- **Section E, Probation and Parole Supervision**, contains data and information regarding the community supervision programs and functions of the Department's Field Operations Administration (FOA).
- **Section F, Department Operations**, contains data and information about a variety of Department programs and administrative functions/operations. Section F contains the following subsections:
 - *Prisoner Program, Misconduct and Litigation Statistics*
 - *Michigan State Industries*
 - *Bureau of Health Care Services*
 - *Department Expenditures and Personnel Summaries*
- **Section G, Prisoner ReEntry**, was a new section in 2005 and reflects the development of the statewide initiative by several stakeholders, one of whom is MDOC. The first year that prisoners were paroled to the community under this initiative was in 2005.
- **Section H, Community ReEntry Programs**, brings the remainder of the Community Residential Program under the umbrella of Prisoner ReEntry, along with the Residential ReEntry Program, and the Intensive Detention ReEntry Program.
- **Section I, Special Alternative Incarceration Program (SAI)**, is administered by the Correctional Facilities Administration with Cooper Street Correctional Facility serving administratively as the parent institution. SAI has been redesigned to operate under MPRI principles.
- **Section J, Office of Community Alternatives**, provides data regarding the utilization of community sanctions and services for non-violent offenders in order to reduce admissions to prison.

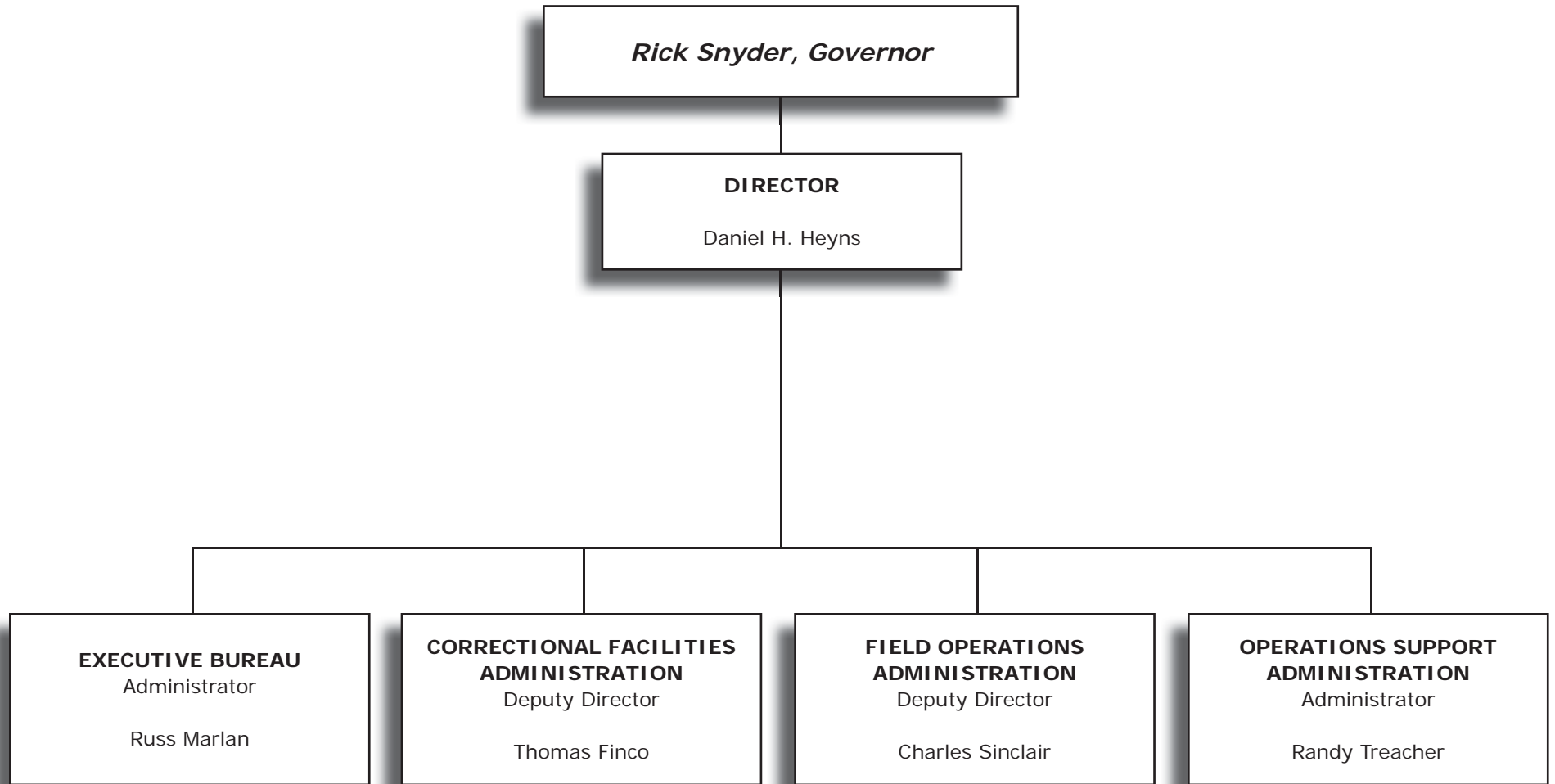
Table of Contents

INTRODUCTION	<i>i</i>
TABLE OF CONTENTS.....	<i>iii</i>
DEPARTMENT ORGANIZATIONAL CHART.....	<i>vi</i>
A. COURT DISPOSITIONS	A- 1
A Statewide Prison Commitment Rates, 2003 - 2011	A- 2
2011 Criminal Court Dispositions (Offenders) by FOA Region and Circuit Number	
A1 - All Offenses	A- 5
A1a - Non-Assaultive Offenses.....	A- 7
A1b - Drug Offenses	A- 9
A1c - Assaultive Offenses	A-11
2011 Criminal Court Dispositions by Offense and Type of Disposition	
A2 - All Offenses	A-13
A2a - Non-Assaultive Offenses.....	A-46
A2b - Drug Offenses.....	A-67
A2c - Assaultive Offenses.....	A-71
B. PRISON COMMITMENTS.....	B- 1
B1a Annual Prison Intake (Excluding “Additional Sentence Imposed”), 1997 - 2011	B- 2
B1b Reported Index Crimes and Prison Intake (Excluding “Additional Sentence Imposed”), 2004 - 2011	B- 3
2011 Prison Commitments by Minimum Term Distribution (Including “Additional Sentence Imposed”)	
B2 - All Offenses	B- 4
B2a - Non-Assaultive Offenses.....	B-21
B2b - Drug Offenses.....	B-29
B2c - Assaultive Offenses	B-32
B3 2011 Commitments by Minimum Term Distribution for Women - All Offenses	B-39
B4a Commitments by Age and Gender, 1992 - 2011	B-46
B4b 2011 Commitments by Age, Race and Gender	B-47
B5 2011 Commitments by Race and Gender	B-47
B5a Commitments by Race and Gender, 1992 - 2011.....	B-48
B6 Commitments by Type, 1992 - 2011	B-49
B7 Commitments by Major Crime Types, 1992 - 2011	B-50
C. PRISONER POPULATION.....	C- 1
Map of Correctional Facilities by Region as of December 31, 2011	C- 2
2011 MDOC Facilities Listing and Facility Descriptions	C- 3
C Net Operating Capacity by Security Level as of December 31, 2011	C-10
Ca Year-End Prison Population (Institutions), 1997 - 2011	C-11
Cb Total Prisoner Population, Prison Commitments and Michigan Census: 1952 - 2011	C-12
Cc Trends in Prisoner Population, Prison Commitments and Michigan Census: 1952 - 2011	C-13
2011 Total Prisoner Population by Minimum Term Distribution	
C1 - All Offenses	C-14
C1a - Non-Assaultive Offenses.....	C-36
C1b - Drug Offenses.....	C-46
C1c - Assaultive Offenses	C-49

	2011 Prisoner Population by Minimum Term Distribution for Women	
C2	- All Offenses	C-59
	Age Breakdown of Prisoner Population by Location	
C3	- Total Prisoner Population	C-69
C3a	- White Prisoner Population	C-71
C3b	- Non-White Prisoner Population	C-73
C4	2011 Prisoner Movement Summary: Institutions Only.....	C-75
C5	Prisoner Escapes From Secure DOC Custody, Calendar Years 2004 - 2011	C-76
D.	PAROLE AND COMMUTATION BOARD.....	D- 1
	Annual Movements to Parole, Calendar Years 1995 - 2009	D- 2
	Parole and Commutation Board Activity, Calendar Years 1989 - 2009	D- 3
	2009 Parole and Commutation Board Action	D- 4
	Three-Year Follow-Up Outcomes of Offenders Who Paroled in 1998 to 2006 by Year (Flat Three-Year Follow-Up Regardless of Parole Status)	D- 5
E.	PROBATION AND PAROLE SUPERVISION.....	E- 1
	Map of Field Operations Administration Regions and Areas as of December 31, 2011.....	E- 2
E1	Violations of Parole Supervision 2002 - 2011	E- 3
E2a	2011 Field Operations Personnel Distribution	E- 4
E2b	2011 Field Operations Funds Distribution	E- 4
E3a	2011 Field Operations Work Distribution - Investigations.....	E- 5
E3b	2011 Field Operations Work Distribution - Supervision	E- 5
E4	Number of Pre-Sentence Investigations 2002 - 2011	E- 6
E5	Average Number of <i>Parolees</i> Supervised 2002 - 2011	E- 7
E6	Average Number of <i>Probationers</i> Supervised 2002 - 2011	E- 8
F.	DEPARTMENT OPERATIONS.....	F- 1
	PRISONER PROGRAM, MISCONDUCT AND LITIGATION STATISTICS.....	F- 3
F1	2010 Prisoner Faith Preferences.....	F- 4
F2	Institutional Academic and Vocational Program Statistics, FY 2009 - FY 2010	F- 5
F3	2010 Major Misconduct Statistics: Calendar Year Totals.....	F- 6
F4	Litigation Statistics, 2006 - 2010	F- 7
	MICHIGAN STATE INDUSTRIES.....	F- 9
F5	Industries Seven-Year History of Total Sales and Net Margin, FY 2004 - FY 2010	F-10
F6	Comparison of Total Sales and Net Margin From Factory Operations FY 2009 - FY 2010	F-11
F7	2010 Hourly Pay Schedule	F-12
	BUREAU OF HEALTH CARE SERVICES.....	F-13
F8	Health Care Expenditures Profile, FY 2001 - FY 2010	F-14
F9	Trend of Per Prisoner Health Care Expenditures Under Direct Control of MDOC FY 2001 - FY 2010	F-15
	<i>(There is no F-10.)</i>	
	DEPARTMENT EXPENDITURES AND PERSONNEL SUMMARIES.....	F-17
F11	Gross Expenditures and Encumbrances Excluding Capital Outlay - FY 2010.....	F-18
F11a	FY 2010 Corrections Operating Expenditures	F-19

F12	Number of Employees as of December 25, 2010	F-20
F12a	Corrections Officers as of December 25, 2010	F-21
G.	MICHIGAN PRISONER ReENTRY INITIATIVE	G- 1
	Map of MPRI Round One Pilot Sites.....	G- 4
	Map of MPRI Round Two Pilot Sites.....	G- 5
	Map of MPRI Statewide Implementation.....	G- 6
	Map of MPRI Sites and In-Reach Prisons	G- 7
	Transition Accountability Plan MPRI Process Flowchart	G- 8
	Monthly Status/Recidivism Levels of Released MPRI-Related Participants.....	G- 9
	Crime Groups for MPRI-Related Participants Released	G-10
H.	COMMUNITY ReENTRY PROGRAM (Calendar Year 2010 & 2011)	H- 1
H1	New Community ReEntry Program Participants Monthly by Program Site	H- 2
H2	Community ReEntry Program Terminations Monthly by Program Site	H- 3
H3	End-of-Month Community ReEntry Program Populations by Program Site	H- 4
H4	New Electronic Monitoring Participants Monthly by Offender Type	H- 5
H5	Monthly Electronic Monitoring Terminations by Offender Type	H- 6
H6	End of Month Electronic Monitoring Populations by Offender Type	H- 7
H7	Monthly GPS Electronic Tether Program Activity (Calendar Year 2011)	H- 8
I.	SPECIAL ALTERNATIVE INCARCERATION PROGRAM (SAI)	I- 1
I1	2011 SAI <i>Prisoner</i> Intake by Offense	I- 2
I2	2011 SAI <i>Probationer</i> Intake by Offense	I- 5
I3	2009 -2011 Comparison of SAI <i>Probationer</i> Intake (By Field Operations Administration Regions)	I- 7
I4	SAI Phase I <i>Prisoner</i> Program Performance 2009 - 2011	I- 8
I5	SAI Phase I <i>Probationer</i> Program Performance 2009 - 2011.....	I- 8
I6	SAI Phase I <i>Prisoner</i> Post-Program Performance 1992 - 2011	I- 9
I7	SAI Phase I <i>Prisoner</i> Post-Program Performance 1992 - 2011	I- 9
J.	OFFICE OF COMMUNITY ALTERNATIVES (OCA)	J- 1
J1	Offenders Enrolled in P.A. 511 Community Corrections Programs in FY 2011	J- 2
J2	Grants Awarded in FY 2011	J- 3
J3	FY 2011 Probation Residential Services	J- 4

MICHIGAN DEPARTMENT OF CORRECTIONS
Organizational Chart
As of December 31, 2011



Court Dispositions



This section contains data on statewide felony court dispositions broken down by offense, sentencing county and type of disposition. Offenders may have committed multiple offenses that the felony courts handle as a single court disposition or sentencing event. Both offender-based data and offense-based data have distinct uses that are not interchangeable, therefore, offender-based data is presented in **A1 Series of Tables**, and offense-specific data is presented in **A2 Series of Tables**.

New for the 2011 Statistical Report: The **A1 and A2 Series of Tables** were improved as they were converted from the retiring mainframe to newer technology. The improvements were in a number of areas: breakdown by County instead of by Circuit Court; clearer disposition groupings prioritized by the degree of offender incapacitation; inclusion of previously unreported offenses; and a more uniform method of aggregating offenses (crimes) into offenders (people). These improvements have resulted in more offenders being reported in the **2011 A1 Series of Tables** and more offenses being reported in the **2011 A2 Series of Tables** than in similar tables for prior years. In order to provide a historical context for the improved 2011 tables, improved versions of the previously published years 2003 through 2010 have been published in a report titled, 'MDOC Statistical Report Supplement: Court Dispositions (A1 and A2 Series of Tables, Revised Using Improved Data Analysis Methodology)'. This report also includes tables for 2011, and has been posted on the MDOC website.

Tables A and A1 through A1c aggregate multiple offenses and/or disposition (sentencing) dates into offenders. In other words, offenders with multiple offenses and/or multiple dispositions from the same sentencing county during the year were reported as follows:

- Offenses/Dispositions for the same offender that occurred on different days were reported as separate disposition events. (It is possible that these separate events were combination events, as discussed in the next bullet.)

- Offenses/Dispositions for the same offender that occurred on the same day were aggregated together into one disposition event using the following sequence in order to report the most severe details for the disposition:

- The most severe disposition was reported (e.g., a disposition to prison was reported over a disposition to jail).

- If the dispositions were of equal severity, then the disposition with the longest minimum term was reported.

- If the dispositions and minimum terms were of equal severity, then the disposition with the longest maximum term was reported. (Minimum term is used as the first severity tie-breaker, since it represents the minimum penalty imposed by the judge based on the mitigating/aggravating facts of the offender's current criminal activity, whereas the maximum term represents the Legislature's statutory limitations on judicial discretion for the current criminal activity.)

The **A1 Series of Tables** are based on offenders, so multiple offenses/dispositions for the same offender are aggregated and reported per the above sequence.

Table A shows the statewide prison commitment rates of offenders for the current year and the previous fourteen years.

Table A1 shows the court dispositions of offenders broken down by disposition type and by sentencing county within each of the two Field Operations Administration (FOA) regions.

Tables A1a through A1c show the information in **Table A1** broken down by major crime categories (i.e., non-assaultive, drug and assaultive offenses).

The **A2 Series of Tables** are based on all offenses, so multiple offenses/dispositions for the same offender are reported individually by offense.

Table A2 shows the court dispositions of offenses broken down by disposition type and offense.

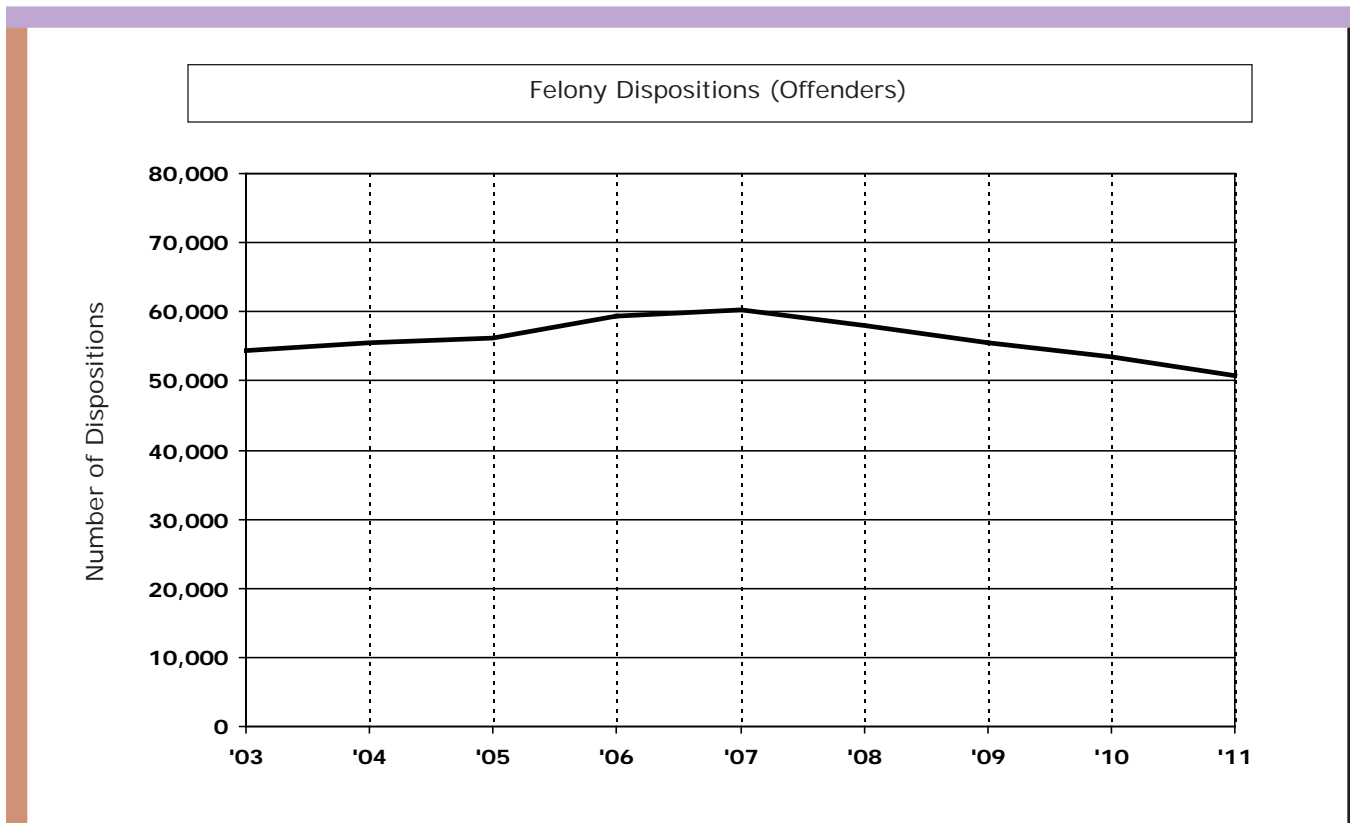
Tables A2a through A2c show the information in **Table A2** broken down by major crime categories (i.e., non-assaultive, drug and assaultive offenses).

The crimes in the **A2 Series of Tables** are sorted by Michigan Compiled Law (MCL) numbers and Prosecuting Attorney's Coordinating Council (PACC) codes (the sort order used since 1999). Since this sort order keeps related codes together, similar crimes that have identical maximum penalties are not consolidated. This level of detail provides much richer information, but the reader must be careful to watch for related codes when attempting to examine the frequency and disposition pattern for a particular type of crime. For example, several separate offense codes appear for the crime of first degree criminal sexual conduct (750.520B--) because each code represents a specific characteristic of the offense.

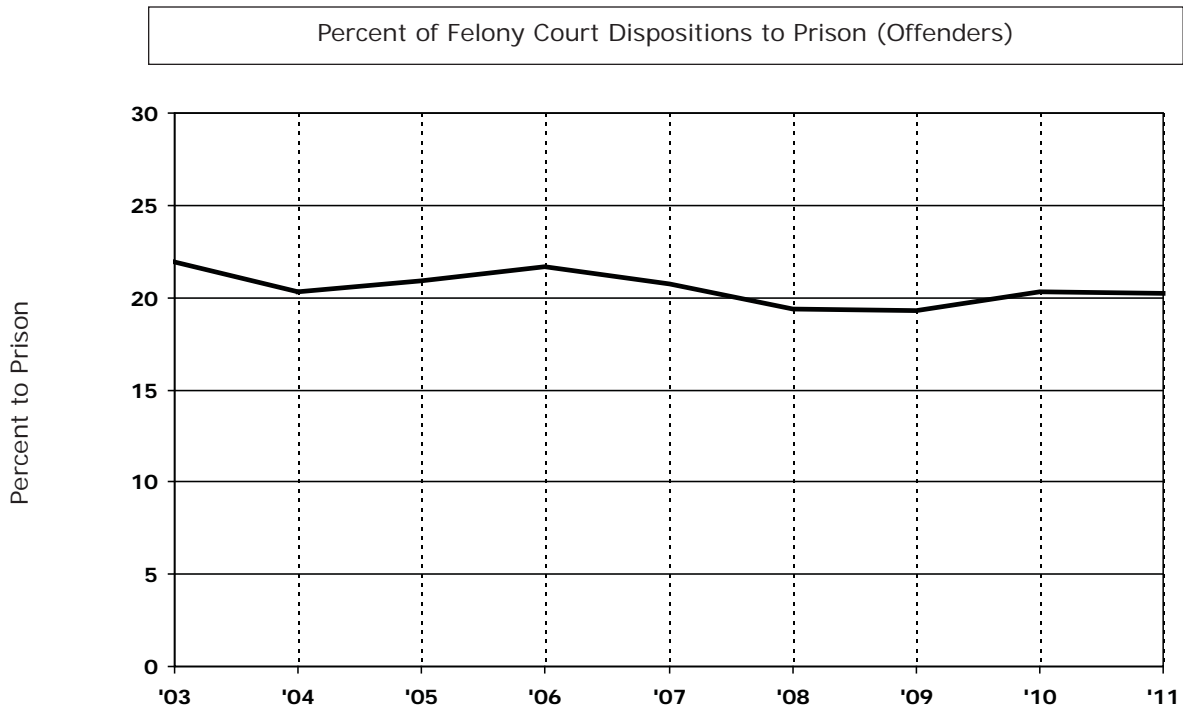
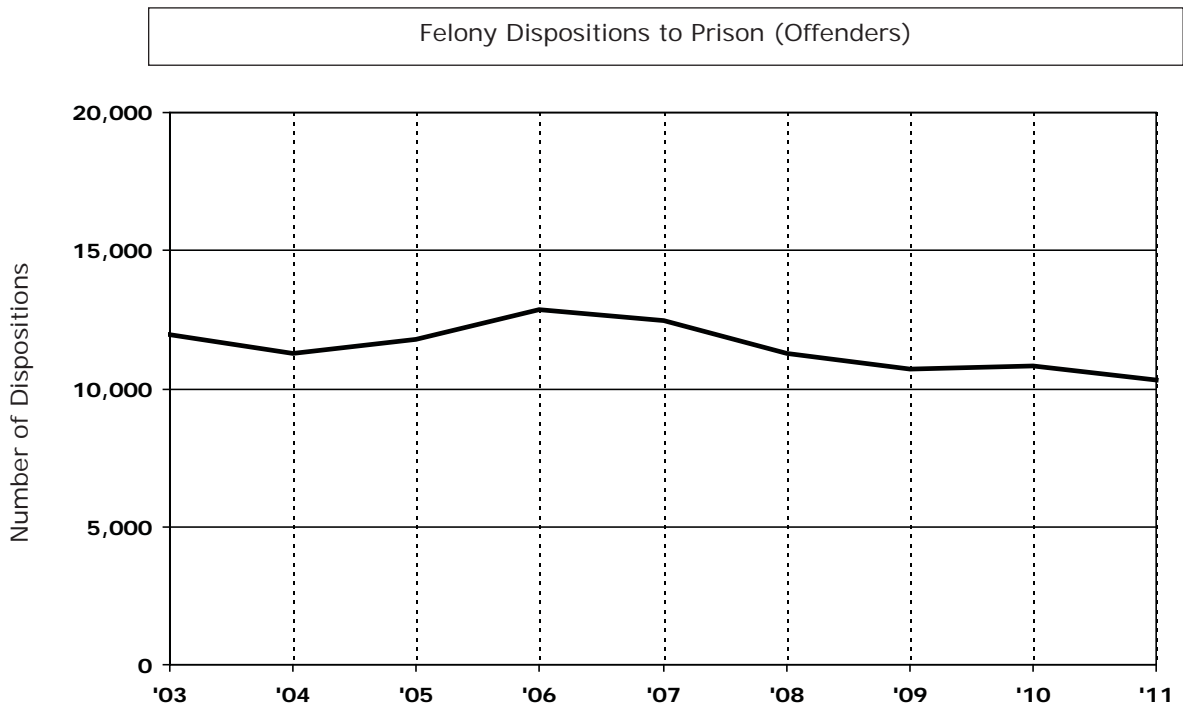
A Statewide Prison Commitment Rates

Calendar Years 2003 - 2011

Year	Felony Dispositions (Offenders)	Felony Dispositions to Prison	Percent of Felony Dispositions to Prison
2003	54,482	11,934	21.9
2004	55,545	11,260	20.3
2005	56,155	11,761	20.9
2006	59,357	12,859	21.7
2007	60,177	12,480	20.7
2008	58,113	11,292	19.4
2009	55,592	10,702	19.3
2010	53,422	10,831	20.3
2011	50,862	10,287	20.2



Source: OMNI Court Disposition Extracts



A1 2011 Criminal Court Dispositions (Offenders) by FOA Region and County — All Offenses

Page 1 of 2

	Total	Prison ¹	Jail	Jail/ Probation ²	Proba- tion ²	Other ³	Percents				
							Prison ¹	Jail	Jail/ Probation ²	Proba- tion ²	Other ³
STATE TOTALS	50,862	10,287	9,742	17,840	12,546	447	20.2	19.1	35.1	24.7	.9
FOA METROPOLITAN REGION TOTALS	22,692	4,219	3,565	5,791	8,956	161	18.6	15.7	25.5	39.5	.7
50 Macomb	4,165	553	753	1,557	1,205	97	13.3	18.1	37.4	28.9	2.3
63 Oakland	5,381	965	1,374	2,123	877	42	17.9	25.5	39.5	16.3	.8
81 Washtenaw	1,203	285	250	284	377	7	23.7	20.8	23.6	31.3	.6
82 Wayne	11,943	2,416	1,188	1,827	6,497	15	20.2	9.9	15.3	54.4	.1
FOA OUTSTATE REGION TOTALS	28,170	6,068	6,177	12,049	3,590	286	21.5	21.9	42.8	12.8	1.0
01 Alcona	54	5	6	32	10	1	9.3	11.1	59.3	18.5	1.9
02 Alger	34	13	7	14			38.2	20.6	41.2		
03 Allegan	374	78	55	220	20	1	20.9	14.7	58.8	5.3	.3
04 Alpena	191	25	42	83	39	2	13.1	22.0	43.5	20.4	1.0
05 Antrim	53	24	1	27	1		45.3	1.9	50.9	1.9	
06 Arenac	70	11	9	35	15		15.7	12.9	50.0	21.4	
07 Baraga	29	10	6	13			34.5	20.7	44.8		
08 Barry	246	35	16	180	14	1	14.2	6.5	73.2	5.7	.4
09 Bay	645	172	93	258	122		26.7	14.4	40.0	18.9	
10 Benzie	20	7		8	5		35.0		40.0	25.0	
11 Berrien	1,318	309	427	462	100	20	23.4	32.4	35.1	7.6	1.5
12 Branch	144	44	27	70	1	2	30.6	18.8	48.6	.7	1.4
13 Calhoun	817	139	272	143	254	9	17.0	33.3	17.5	31.1	1.1
14 Cass	322	91	105	93	33		28.3	32.6	28.9	10.2	
15 Charlevoix	109	20	45	41	2	1	18.3	41.3	37.6	1.8	.9
16 Cheboygan	135	29	29	68	8	1	21.5	21.5	50.4	5.9	.7
17 Chippewa	217	55	53	97	10	2	25.3	24.4	44.7	4.6	.9
18 Clare	200	52	10	85	53		26.0	5.0	42.5	26.5	
19 Clinton	119	22	15	81	1		18.5	12.6	68.1	.8	
20 Crawford	130	24	26	66	12	2	18.5	20.0	50.8	9.2	1.5
21 Delta	112	16	54	40	2		14.3	48.2	35.7	1.8	
22 Dickinson	108	29	10	60	9		26.9	9.3	55.6	8.3	
23 Eaton	423	55	52	280	31	5	13.0	12.3	66.2	7.3	1.2
24 Emmet	171	60	10	92	9		35.1	5.8	53.8	5.3	
25 Genesee	1,689	380	248	666	376	19	22.5	14.7	39.4	22.3	1.1
26 Gladwin	170	36	8	97	29		21.2	4.7	57.1	17.1	
27 Gogebic	38	7	9	19	3		18.4	23.7	50.0	7.9	
28 Grand Traverse	177	81	10	82	4		45.8	5.6	46.3	2.3	
29 Gratiot	193	74	28	88	3		38.3	14.5	45.6	1.6	
30 Hillsdale	91	45	3	38	5		49.5	3.3	41.8	5.5	
31 Houghton	55	11	9	34	1		20.0	16.4	61.8	1.8	
32 Huron	87	15	17	55			17.2	19.5	63.2		
33 Ingham	1,064	177	337	521	22	7	16.6	31.7	49.0	2.1	.7
34 Ionia	291	106	43	140	1	1	36.4	14.8	48.1	.3	.3
35 Iosco	86	17	19	47	3		19.8	22.1	54.7	3.5	
36 Iron	25	7	2	16			28.0	8.0	64.0		
37 Isabella	573	66	93	413	1		11.5	16.2	72.1	.2	
38 Jackson	876	261	118	461	36		29.8	13.5	52.6	4.1	
39 Kalamazoo	2,216	279	840	573	467	57	12.6	37.9	25.9	21.1	2.6
40 Kalkaska	112	24	42	39	5	2	21.4	37.5	34.8	4.5	1.8
41 Kent	3,488	800	944	1,205	487	52	22.9	27.1	34.5	14.0	1.5
42 Keweenaw	4	1		2	1		25.0		50.0	25.0	
43 Lake	55	12	6	36	1		21.8	10.9	65.5	1.8	
44 Lapeer	297	36	75	183	3		12.1	25.3	61.6	1.0	
45 Leelanau	45	18	3	24			40.0	6.7	53.3		
46 Lenawee	290	130	6	111	38	5	44.8	2.1	38.3	13.1	1.7
47 Livingston	838	162	165	378	128	5	19.3	19.7	45.1	15.3	.6
48 Luce	48	17	9	20	2		35.4	18.8	41.7	4.2	

A1 2011 Criminal Court Dispositions (Offenders) by FOA Region and County — All Offenses

Page 2 of 2

	Total	Prison ¹	Jail	Jail/ Probation ²	Proba- tion ²	Other ³	Percents				
							Prison ¹	Jail	Jail/ Probation ²	Proba- tion ²	Other ³
STATE TOTALS	50,862	10,287	9,742	17,840	12,546	447	20.2	19.1	35.1	24.7	.9
(Cont'd.)											
FOA OUTSTATE REGION TOTALS	28,170	6,068	6,177	12,049	3,590	286	21.5	21.9	42.8	12.8	1.0
49 Mackinac	55	5	19	28	3		9.1	34.5	50.9	5.5	
51 Manistee	77	33		35	9		42.9		45.5	11.7	
52 Marquette	232	45	36	104	45	2	19.4	15.5	44.8	19.4	.9
53 Mason	100	22	3	75			22.0	3.0	75.0		
54 Mecosta	241	30	20	186	4	1	12.4	8.3	77.2	1.7	.4
55 Menominee	56	4	24	19	9		7.1	42.9	33.9	16.1	
56 Midland	343	73	29	145	94	2	21.3	8.5	42.3	27.4	.6
57 Missaukee	63	16	2	44	1		25.4	3.2	69.8	1.6	
58 Monroe	616	144	89	373	10		23.4	14.4	60.6	1.6	
59 Montcalm	196	62	36	94	4		31.6	18.4	48.0	2.0	
60 Montmorency	45	6	11	16	12		13.3	24.4	35.6	26.7	
61 Muskegon	1,328	375	183	707	56	7	28.2	13.8	53.2	4.2	.5
62 Newaygo	260	28	48	142	35	7	10.8	18.5	54.6	13.5	2.7
64 Oceana	85	15	18	49	3		17.6	21.2	57.6	3.5	
65 Ogemaw	127	17	32	67	10	1	13.4	25.2	52.8	7.9	.8
66 Ontonagon	10	1	1	8			10.0	10.0	80.0		
67 Osceola	80	10	2	55	10	3	12.5	2.5	68.8	12.5	3.8
68 Oscoda	28	8	3	16	1		28.6	10.7	57.1	3.6	
69 Otsego	113	24	25	52	9	3	21.2	22.1	46.0	8.0	2.7
70 Ottawa	784	75	191	305	171	42	9.6	24.4	38.9	21.8	5.4
71 Presque Isle	58	16	3	29	10		27.6	5.2	50.0	17.2	
72 Roscommon	192	34	34	74	49	1	17.7	17.7	38.5	25.5	.5
73 Saginaw	1,617	463	226	418	497	13	28.6	14.0	25.9	30.7	.8
74 St. Clair	844	130	276	358	78	2	15.4	32.7	42.4	9.2	.2
75 St. Joseph	396	85	134	177			21.5	33.8	44.7		
76 Sanilac	133	15	28	79	9	2	11.3	21.1	59.4	6.8	1.5
77 Schoolcraft	32	6	3	21	2		18.8	9.4	65.6	6.3	
78 Shiawassee	225	59	9	144	13		26.2	4.0	64.0	5.8	
79 Tuscola	369	74	101	152	41	1	20.1	27.4	41.2	11.1	.3
80 Van Buren	418	72	168	139	38	1	17.2	40.2	33.3	9.1	.2
83 Wexford	198	34	19	142		3	17.2	9.6	71.7		1.5

¹ Includes HYTA Prison.

² Includes Delayed and Suspended Sentences, HYTA Probation, and SAI Probation.

³ Includes Restitution, Fines, Costs, Community Service and DHS sentences.

Source: OMNI Court Disposition Extracts

A1a 2011 Criminal Court Dispositions (Offenders) by FOA Region and County — Non-Assaultive Offenses

Page 1 of 2

	Total	Prison ¹	Jail	Jail/ Probation ²	Proba- tion ²	Other ³	Percents				
							Prison ¹	Jail	Jail/ Probation ²	Proba- tion ²	Other ³
STATE TOTALS	25,594	4,702	4,850	9,489	6,336	217	18.4	18.9	37.1	24.8	.8
FOA METROPOLITAN REGION TOTALS	11,576	2,005	1,793	3,123	4,582	73	17.3	15.5	27.0	39.6	.6
50 Macomb	1,657	247	318	634	413	45	14.9	19.2	38.3	24.9	2.7
63 Oakland	3,000	484	741	1,248	512	15	16.1	24.7	41.6	17.1	.5
81 Washtenaw	645	122	139	165	214	5	18.9	21.6	25.6	33.2	.8
82 Wayne	6,274	1,152	595	1,076	3,443	8	18.4	9.5	17.2	54.9	.1
FOA OUTSTATE REGION TOTALS	14,018	2,697	3,057	6,366	1,754	144	19.3	21.8	45.4	12.5	1.0
01 Alcona	28	1	4	21	1	1	3.6	14.3	75.0	3.6	3.6
02 Alger	20	5	3	12			25.0	15.0	60.0		
03 Allegan	142	18	23	93	7	1	12.7	16.2	65.5	4.9	.7
04 Alpena	85	10	19	36	20		11.8	22.4	42.4	23.5	
05 Antrim	33	13	1	18	1		39.4	3.0	54.5	3.0	
06 Arenac	27	2	4	15	6		7.4	14.8	55.6	22.2	
07 Baraga	18	5	3	10			27.8	16.7	55.6		
08 Barry	117	16	4	86	10	1	13.7	3.4	73.5	8.5	.9
09 Bay	309	73	46	123	67		23.6	14.9	39.8	21.7	
10 Benzie	14	5		6	3		35.7		42.9	21.4	
11 Berrien	628	134	194	221	64	15	21.3	30.9	35.2	10.2	2.4
12 Branch	64	17	17	27	1	2	26.6	26.6	42.2	1.6	3.1
13 Calhoun	346	49	131	68	95	3	14.2	37.9	19.7	27.5	.9
14 Cass	134	23	48	51	12		17.2	35.8	38.1	9.0	
15 Charlevoix	40	9	17	12	1	1	22.5	42.5	30.0	2.5	2.5
16 Cheboygan	71	15	21	29	5	1	21.1	29.6	40.8	7.0	1.4
17 Chippewa	96	26	20	48	2		27.1	20.8	50.0	2.1	
18 Clare	107	24	4	53	26		22.4	3.7	49.5	24.3	
19 Clinton	70	10	7	52	1		14.3	10.0	74.3	1.4	
20 Crawford	69	10	15	34	10		14.5	21.7	49.3	14.5	
21 Delta	55	10	16	28	1		18.2	29.1	50.9	1.8	
22 Dickinson	55	11	4	34	6		20.0	7.3	61.8	10.9	
23 Eaton	259	22	39	176	18	4	8.5	15.1	68.0	6.9	1.5
24 Emmet	76	33	4	36	3		43.4	5.3	47.4	3.9	
25 Genesee	921	180	141	393	201	6	19.5	15.3	42.7	21.8	.7
26 Gladwin	97	18	3	63	13		18.6	3.1	64.9	13.4	
27 Gogebic	13	1	3	8	1		7.7	23.1	61.5	7.7	
28 Grand Traverse	93	34	7	50	2		36.6	7.5	53.8	2.2	
29 Gratiot	108	45	13	48	2		41.7	12.0	44.4	1.9	
30 Hillsdale	45	24	1	19	1		53.3	2.2	42.2	2.2	
31 Houghton	35	5	6	24			14.3	17.1	68.6		
32 Huron	44	8	10	26			18.2	22.7	59.1		
33 Ingham	546	69	190	269	14	4	12.6	34.8	49.3	2.6	.7
34 Ionia	158	55	23	79		1	34.8	14.6	50.0		.6
35 Iosco	32	2	7	21	2		6.3	21.9	65.6	6.3	
36 Iron	15	5	2	8			33.3	13.3	53.3		
37 Isabella	255	37	42	176			14.5	16.5	69.0		
38 Jackson	451	112	56	255	28		24.8	12.4	56.5	6.2	
39 Kalamazoo	934	101	368	253	191	21	10.8	39.4	27.1	20.4	2.2
40 Kalkaska	66	14	22	27	3		21.2	33.3	40.9	4.5	
41 Kent	1,836	350	522	681	254	29	19.1	28.4	37.1	13.8	1.6
42 Keweenaw	3	1		2			33.3		66.7		
43 Lake	28	6	4	17	1		21.4	14.3	60.7	3.6	
44 Lapeer	189	23	48	116	2		12.2	25.4	61.4	1.1	
45 Leelanau	26	8	1	17			30.8	3.8	65.4		
46 Lenawee	103	40	5	41	15	2	38.8	4.9	39.8	14.6	1.9
47 Livingston	424	84	73	202	63	2	19.8	17.2	47.6	14.9	.5
48 Luce	17	10	2	5			58.8	11.8	29.4		

A1a 2011 Criminal Court Dispositions (Offenders) by FOA Region and County — Non-Assaultive Offenses

Page 2 of 2

	Total	Prison ¹	Jail	Jail/ Probation ²	Proba- tion ²	Other ³	Percents				
							Prison ¹	Jail	Jail/ Probation ²	Proba- tion ²	Other ³
STATE TOTALS	25,594	4,702	4,850	9,489	6,336	217	18.4	18.9	37.1	24.8	.8
(Cont'd.)											
FOA OUTSTATE REGION TOTALS	14,018	2,697	3,057	6,366	1,754	144	19.3	21.8	45.4	12.5	1.0
49 Mackinac	16	2	4	10			12.5	25.0	62.5		
51 Manistee	43	17		21	5		39.5		48.8	11.6	
52 Marquette	115	27	26	41	20	1	23.5	22.6	35.7	17.4	.9
53 Mason	43	9	1	33			20.9	2.3	76.7		
54 Mecosta	123	15	10	93	4	1	12.2	8.1	75.6	3.3	.8
55 Menominee	32	3	12	9	8		9.4	37.5	28.1	25.0	
56 Midland	182	29	14	89	50		15.9	7.7	48.9	27.5	
57 Missaukee	41	6	2	33			14.6	4.9	80.5		
58 Monroe	341	77	45	210	9		22.6	13.2	61.6	2.6	
59 Montcalm	100	23	27	47	3		23.0	27.0	47.0	3.0	
60 Montmorency	17	3	4	4	6		17.6	23.5	23.5	35.3	
61 Muskegon	604	173	78	321	28	4	28.6	12.9	53.1	4.6	.7
62 Newaygo	164	15	32	88	22	7	9.1	19.5	53.7	13.4	4.3
64 Oceana	41	7	5	28	1		17.1	12.2	68.3	2.4	
65 Ogemaw	76	9	21	42	4		11.8	27.6	55.3	5.3	
66 Ontonagon	7		1	6				14.3	85.7		
67 Osceola	41	4	1	28	6	2	9.8	2.4	68.3	14.6	4.9
68 Oscoda	13	6	1	6			46.2	7.7	46.2		
69 Otsego	56	9	13	29	5		16.1	23.2	51.8	8.9	
70 Ottawa	463	34	100	210	95	24	7.3	21.6	45.4	20.5	5.2
71 Presque Isle	40	8	2	23	7		20.0	5.0	57.5	17.5	
72 Roscommon	111	20	14	48	28	1	18.0	12.6	43.2	25.2	.9
73 Saginaw	769	243	104	208	208	6	31.6	13.5	27.0	27.0	.8
74 St. Clair	458	57	150	217	34		12.4	32.8	47.4	7.4	
75 St. Joseph	128	18	47	63			14.1	36.7	49.2		
76 Sanilac	98	7	23	57	9	2	7.1	23.5	58.2	9.2	2.0
77 Schoolcraft	21	2	2	16	1		9.5	9.5	76.2	4.8	
78 Shiawassee	115	22	6	79	8		19.1	5.2	68.7	7.0	
79 Tuscola	195	46	44	84	20	1	23.6	22.6	43.1	10.3	.5
80 Van Buren	163	16	66	61	20		9.8	40.5	37.4	12.3	
83 Wexford	100	17	9	73		1	17.0	9.0	73.0		1.0

¹ Includes HYTA Prison.

² Includes Delayed and Suspended Sentences, HYTA Probation, and SAI Probation.

³ Includes Restitution, Fines, Costs, Community Service and DHS sentences.

Source: OMNI Court Disposition Extracts

A1b 2011 Criminal Court Dispositions (Offenders) by FOA Region and County — Drug Offenses

Page 1 of 2

	Total	Prison ¹	Jail	Jail/ Probation ²	Proba- tion ²	Other ³	Percents				
							Prison ¹	Jail	Jail/ Probation ²	Proba- tion ²	Other ³
STATE TOTALS	13,141	1,298	2,992	4,816	3,892	143	9.9	22.8	36.6	29.6	1.1
FOA METROPOLITAN REGION TOTALS	5,829	339	1,159	1,553	2,722	56	5.8	19.9	26.6	46.7	1.0
50 Macomb	1,667	54	310	644	621	38	3.2	18.6	38.6	37.3	2.3
63 Oakland	1,231	100	408	491	222	10	8.1	33.1	39.9	18.0	.8
81 Washtenaw	223	30	54	47	91	1	13.5	24.2	21.1	40.8	.4
82 Wayne	2,708	155	387	371	1,788	7	5.7	14.3	13.7	66.0	.3
FOA OUTSTATE REGION TOTALS	7,312	959	1,833	3,263	1,170	87	13.1	25.1	44.6	16.0	1.2
01 Alcona	16	2	2	7	5		12.5	12.5	43.8	31.3	
02 Alger	3	2	1				66.7	33.3			
03 Allegan	140	22	20	86	12		15.7	14.3	61.4	8.6	
04 Alpena	73	8	11	36	16	2	11.0	15.1	49.3	21.9	2.7
05 Antrim	9	3		6			33.3		66.7		
06 Arenac	30	3	3	15	9		10.0	10.0	50.0	30.0	
07 Baraga	3		2	1				66.7	33.3		
08 Barry	81	10	9	59	3		12.3	11.1	72.8	3.7	
09 Bay	167	29	32	72	34		17.4	19.2	43.1	20.4	
10 Benzie	3			1	2				33.3	66.7	
11 Berrien	393	62	151	162	15	3	15.8	38.4	41.2	3.8	.8
12 Branch	52	17	6	29			32.7	11.5	55.8		
13 Calhoun	217	13	66	42	94	2	6.0	30.4	19.4	43.3	.9
14 Cass	123	37	38	30	18		30.1	30.9	24.4	14.6	
15 Charlevoix	51	6	24	20	1		11.8	47.1	39.2	2.0	
16 Cheboygan	48	9	5	33	1		18.8	10.4	68.8	2.1	
17 Chippewa	75	9	23	36	5	2	12.0	30.7	48.0	6.7	2.7
18 Clare	42	8	3	12	19		19.0	7.1	28.6	45.2	
19 Clinton	23	2	2	19			8.7	8.7	82.6		
20 Crawford	42	6	6	28	1	1	14.3	14.3	66.7	2.4	2.4
21 Delta	35	2	27	6			5.7	77.1	17.1		
22 Dickinson	26	8	4	12	2		30.8	15.4	46.2	7.7	
23 Eaton	88	10	7	64	7		11.4	8.0	72.7	8.0	
24 Emmet	56	13	3	39	1		23.2	5.4	69.6	1.8	
25 Genesee	287	17	58	96	113	3	5.9	20.2	33.4	39.4	1.0
26 Gladwin	41	5	5	18	13		12.2	12.2	43.9	31.7	
27 Gogebic	14	1	3	9	1		7.1	21.4	64.3	7.1	
28 Grand Traverse	38	13	1	22	2		34.2	2.6	57.9	5.3	
29 Gratiot	46	8	8	29	1		17.4	17.4	63.0	2.2	
30 Hillsdale	29	9	2	17	1		31.0	6.9	58.6	3.4	
31 Houghton	6		1	5				16.7	83.3		
32 Huron	23	2	2	19			8.7	8.7	82.6		
33 Ingham	227	19	62	137	6	3	8.4	27.3	60.4	2.6	1.3
34 Ionia	69	14	11	43	1		20.3	15.9	62.3	1.4	
35 Iosco	31	4	9	18			12.9	29.0	58.1		
36 Iron	2			2					100.0		
37 Isabella	196	9	35	151	1		4.6	17.9	77.0	.5	
38 Jackson	209	63	32	110	4		30.1	15.3	52.6	1.9	
39 Kalamazoo	844	77	329	219	190	29	9.1	39.0	25.9	22.5	3.4
40 Kalkaska	24	4	12	6	1	1	16.7	50.0	25.0	4.2	4.2
41 Kent	739	89	241	252	147	10	12.0	32.6	34.1	19.9	1.4
42 Keweenaw	0										
43 Lake	15	1	2	12			6.7	13.3	80.0		
44 Lapeer	55	1	16	38			1.8	29.1	69.1		
45 Leelanau	4	2	1	1			50.0	25.0	25.0		
46 Lenawee	70	21	1	34	13	1	30.0	1.4	48.6	18.6	1.4
47 Livingston	236	24	56	104	50	2	10.2	23.7	44.1	21.2	.8
48 Luce	21	4	5	11	1		19.0	23.8	52.4	4.8	

A1b 2011 Criminal Court Dispositions (Offenders) by FOA Region and County — Drug Offenses

Page 2 of 2

	Total	Prison ¹	Jail	Jail/ Probation ²	Proba- tion ²	Other ³	Percents				
							Prison ¹	Jail	Jail/ Probation ²	Proba- tion ²	Other ³
STATE TOTALS	13,141	1,298	2,992	4,816	3,892	143	9.9	22.8	36.6	29.6	1.1
(Cont'd.)											
FOA OUTSTATE REGION TOTALS	7,312	959	1,833	3,263	1,170	87	13.1	25.1	44.6	16.0	1.2
49 Mackinac	29	1	12	14	2		3.4	41.4	48.3	6.9	
51 Manistee	6	1		3	2		16.7		50.0	33.3	
52 Marquette	67	3	4	42	18		4.5	6.0	62.7	26.9	
53 Mason	28	5	1	22			17.9	3.6	78.6		
54 Mecosta	60	2	8	50			3.3	13.3	83.3		
55 Menominee	17		9	7	1			52.9	41.2	5.9	
56 Midland	75	15	3	24	31	2	20.0	4.0	32.0	41.3	2.7
57 Missaukee	2			2					100.0		
58 Monroe	153	28	23	101	1		18.3	15.0	66.0	.7	
59 Montcalm	33	11	1	21			33.3	3.0	63.6		
60 Montmorency	11		2	5	4			18.2	45.5	36.4	
61 Muskegon	353	51	57	220	22	3	14.4	16.1	62.3	6.2	.8
62 Newaygo	48	1	6	30	11		2.1	12.5	62.5	22.9	
64 Oceana	20		9	10	1			45.0	50.0	5.0	
65 Ogemaw	32	1	7	17	6	1	3.1	21.9	53.1	18.8	3.1
66 Ontonagon	2			2					100.0		
67 Osceola	24	2		18	3	1	8.3		75.0	12.5	4.2
68 Oscoda	10	1	1	7	1		10.0	10.0	70.0	10.0	
69 Otsego	39	6	8	19	3	3	15.4	20.5	48.7	7.7	7.7
70 Ottawa	154	7	45	44	46	12	4.5	29.2	28.6	29.9	7.8
71 Presque Isle	5		1	2	2			20.0	40.0	40.0	
72 Roscommon	51	7	12	17	15		13.7	23.5	33.3	29.4	
73 Saginaw	328	35	67	72	151	3	10.7	20.4	22.0	46.0	.9
74 St. Clair	216	15	77	90	34		6.9	35.6	41.7	15.7	
75 St. Joseph	176	48	47	81			27.3	26.7	46.0		
76 Sanilac	10		2	8				20.0	80.0		
77 Schoolcraft	2			2					100.0		
78 Shiawassee	60	11	1	45	3		18.3	1.7	75.0	5.0	
79 Tuscola	73	7	25	30	11		9.6	34.2	41.1	15.1	
80 Van Buren	153	26	63	51	12	1	17.0	41.2	33.3	7.8	.7
83 Wexford	53	7	5	39		2	13.2	9.4	73.6		3.8

¹ Includes HYTA Prison.

² Includes Delayed and Suspended Sentences, HYTA Probation, and SAI Probation.

³ Includes Restitution, Fines, Costs, Community Service and DHS sentences.

Source: OMNI Court Disposition Extracts

A1c 2011 Criminal Court Dispositions (Offenders) by FOA Region and County — Assaultive Offenses

Page 1 of 2

	Total	Prison ¹	Jail	Jail/ Probation ²	Proba- tion ²	Other ³	Percents				
							Prison ¹	Jail	Jail/ Probation ²	Proba- tion ²	Other ³
STATE TOTALS	12,127	4,287	1,900	3,535	2,318	87	35.4	15.7	29.1	19.1	.7
FOA METROPOLITAN REGION TOTALS	5,287	1,875	613	1,115	1,652	32	35.5	11.6	21.1	31.2	.6
50 Macomb	841	252	125	279	171	14	30.0	14.9	33.2	20.3	1.7
63 Oakland	1,150	381	225	384	143	17	33.1	19.6	33.4	12.4	1.5
81 Washtenaw	335	133	57	72	72	1	39.7	17.0	21.5	21.5	.3
82 Wayne	2,961	1,109	206	380	1,266		37.5	7.0	12.8	42.8	
FOA OUTSTATE REGION TOTALS	6,840	2,412	1,287	2,420	666	55	35.3	18.8	35.4	9.7	.8
01 Alcona	10	2		4	4		20.0		40.0	40.0	
02 Alger	11	6	3	2			54.5	27.3	18.2		
03 Allegan	92	38	12	41	1		41.3	13.0	44.6	1.1	
04 Alpena	33	7	12	11	3		21.2	36.4	33.3	9.1	
05 Antrim	11	8		3			72.7		27.3		
06 Arenac	13	6	2	5			46.2	15.4	38.5		
07 Baraga	8	5	1	2			62.5	12.5	25.0		
08 Barry	48	9	3	35	1		18.8	6.3	72.9	2.1	
09 Bay	169	70	15	63	21		41.4	8.9	37.3	12.4	
10 Benzie	3	2		1			66.7		33.3		
11 Berrien	297	113	82	79	21	2	38.0	27.6	26.6	7.1	.7
12 Branch	28	10	4	14			35.7	14.3	50.0		
13 Calhoun	254	77	75	33	65	4	30.3	29.5	13.0	25.6	1.6
14 Cass	65	31	19	12	3		47.7	29.2	18.5	4.6	
15 Charlevoix	18	5	4	9			27.8	22.2	50.0		
16 Cheboygan	16	5	3	6	2		31.3	18.8	37.5	12.5	
17 Chippewa	46	20	10	13	3		43.5	21.7	28.3	6.5	
18 Clare	51	20	3	20	8		39.2	5.9	39.2	15.7	
19 Clinton	26	10	6	10			38.5	23.1	38.5		
20 Crawford	19	8	5	4	1	1	42.1	26.3	21.1	5.3	5.3
21 Delta	22	4	11	6	1		18.2	50.0	27.3	4.5	
22 Dickinson	27	10	2	14	1		37.0	7.4	51.9	3.7	
23 Eaton	76	23	6	40	6	1	30.3	7.9	52.6	7.9	1.3
24 Emmet	39	14	3	17	5		35.9	7.7	43.6	12.8	
25 Genesee	481	183	49	177	62	10	38.0	10.2	36.8	12.9	2.1
26 Gladwin	32	13		16	3		40.6		50.0	9.4	
27 Gogebic	11	5	3	2	1		45.5	27.3	18.2	9.1	
28 Grand Traverse	46	34	2	10			73.9	4.3	21.7		
29 Gratiot	39	21	7	11			53.8	17.9	28.2		
30 Hillsdale	17	12		2	3		70.6		11.8	17.6	
31 Houghton	14	6	2	5	1		42.9	14.3	35.7	7.1	
32 Huron	20	5	5	10			25.0	25.0	50.0		
33 Ingham	291	89	85	115	2		30.6	29.2	39.5	.7	
34 Ionia	64	37	9	18			57.8	14.1	28.1		
35 Iosco	23	11	3	8	1		47.8	13.0	34.8	4.3	
36 Iron	8	2		6			25.0		75.0		
37 Isabella	122	20	16	86			16.4	13.1	70.5		
38 Jackson	216	86	30	96	4		39.8	13.9	44.4	1.9	
39 Kalamazoo	438	101	143	101	86	7	23.1	32.6	23.1	19.6	1.6
40 Kalkaska	22	6	8	6	1	1	27.3	36.4	27.3	4.5	4.5
41 Kent	913	361	181	272	86	13	39.5	19.8	29.8	9.4	1.4
42 Keweenaw	1				1					100.0	
43 Lake	12	5		7			41.7		58.3		
44 Lapeer	53	12	11	29	1		22.6	20.8	54.7	1.9	
45 Leelanau	15	8	1	6			53.3	6.7	40.0		
46 Lenawee	117	69		36	10	2	59.0		30.8	8.5	1.7
47 Livingston	178	54	36	72	15	1	30.3	20.2	40.4	8.4	.6
48 Luce	10	3	2	4	1		30.0	20.0	40.0	10.0	

A1c 2011 Criminal Court Dispositions (Offenders) by FOA Region and County — Assaultive Offenses

Page 2 of 2

	Total	Prison ¹	Jail	Jail/ Probation ²	Proba- tion ²	Other ³	Percents				
							Prison ¹	Jail	Jail/ Probation ²	Proba- tion ²	Other ³
STATE TOTALS	12,127	4,287	1,900	3,535	2,318	87	35.4	15.7	29.1	19.1	.7
(Cont'd.)											
FOA OUTSTATE REGION TOTALS	6,840	2,412	1,287	2,420	666	55	35.3	18.8	35.4	9.7	.8
49 Mackinac	10	2	3	4	1		20.0	30.0	40.0	10.0	
51 Manistee	28	15		11	2		53.6		39.3	7.1	
52 Marquette	50	15	6	21	7	1	30.0	12.0	42.0	14.0	2.0
53 Mason	29	8	1	20			27.6	3.4	69.0		
54 Mecosta	58	13	2	43			22.4	3.4	74.1		
55 Menominee	7	1	3	3			14.3	42.9	42.9		
56 Midland	86	29	12	32	13		33.7	14.0	37.2	15.1	
57 Missaukee	20	10		9	1		50.0		45.0	5.0	
58 Monroe	122	39	21	62			32.0	17.2	50.8		
59 Montcalm	63	28	8	26	1		44.4	12.7	41.3	1.6	
60 Montmorency	17	3	5	7	2		17.6	29.4	41.2	11.8	
61 Muskegon	371	151	48	166	6		40.7	12.9	44.7	1.6	
62 Newaygo	48	12	10	24	2		25.0	20.8	50.0	4.2	
64 Oceana	24	8	4	11	1		33.3	16.7	45.8	4.2	
65 Ogemaw	19	7	4	8			36.8	21.1	42.1		
66 Ontonagon	1	1					100.0				
67 Osceola	15	4	1	9	1		26.7	6.7	60.0	6.7	
68 Oscoda	5	1	1	3			20.0	20.0	60.0		
69 Otsego	18	9	4	4	1		50.0	22.2	22.2	5.6	
70 Ottawa	167	34	46	51	30	6	20.4	27.5	30.5	18.0	3.6
71 Presque Isle	13	8		4	1		61.5		30.8	7.7	
72 Roscommon	30	7	8	9	6		23.3	26.7	30.0	20.0	
73 Saginaw	520	185	55	138	138	4	35.6	10.6	26.5	26.5	.8
74 St. Clair	170	58	49	51	10	2	34.1	28.8	30.0	5.9	1.2
75 St. Joseph	92	19	40	33			20.7	43.5	35.9		
76 Sanilac	25	8	3	14			32.0	12.0	56.0		
77 Schoolcraft	9	4	1	3	1		44.4	11.1	33.3	11.1	
78 Shiawassee	50	26	2	20	2		52.0	4.0	40.0	4.0	
79 Tuscola	101	21	32	38	10		20.8	31.7	37.6	9.9	
80 Van Buren	102	30	39	27	6		29.4	38.2	26.5	5.9	
83 Wexford	45	10	5	30			22.2	11.1	66.7		

¹ Includes HYTA Prison.

² Includes Delayed and Suspended Sentences, HYTA Probation, and SAI Probation.

³ Includes Restitution, Fines, Costs, Community Service and DHS sentences.

Source: OMNI Court Disposition Extracts

A2

2011 Criminal Court Dispositions by Offense and Type of Disposition — All Offenses

Page 1 of 33

			DISPOSITIONS					
Compiled Laws	Offense	Max. Penalty	Total	Prison ¹	Jail	Jail/ Probation ²	Probation ²	Other ³
GRAND TOTAL			75,690	18,397	16,133	23,779	16,594	787
%				24%	21%	32%	22%	1%
VIOLATIONS			68,945	17,886	14,584	21,718	14,049	708
ATTEMPTS			6,745	511	1,549	2,061	2,545	79
28.243A	Fingerprinting - Refusal	MISD ATTEMPTS	4		4			
28.2931	State ID Card - False Application	5 ATTEMPTS	3	1	2			
28.2951A-A	State ID Card - Alter/Forge/Use to Commit Felony	10 ATTEMPTS	4	1	1	2		
28.2951B-A	State ID Card - Alter/Forge/Use to Commit Felony or Misdemeanor	5 ATTEMPTS	8	4	1	3		
28.2952-A	State ID Card - Alter/Forge Intent to Deliver/Posess 2 or More	5 ATTEMPTS	1		1			
28.425B3	Weapons - Pistols, False Info on CCW Permit	4 ATTEMPTS	1			1		
28.425K2A	Weapons - Pistols, Carrying Concealed While Under the Influence	MISD ATTEMPTS	2			1	1	
28.5953-A	State ID Card - Counterfeit/Forged, Possession	MISD ATTEMPTS	2			1	1	
28.729	Sex Offender - Fail to Register	4 ATTEMPTS	411	75	178	108	39	11
28.7291A	Sex Offender - Fail to Register	4 ATTEMPTS	123	3	64	27	23	6
28.7291B	Sex Offender - Fail to Register, 2nd Offense	4 ATTEMPTS	10		5	5		
28.7291C	Sex Offender - Fail to Register, 3rd Offense	7 ATTEMPTS	10	1	6	2	1	
28.7292	Sex Offenders - Failure to Comply w/ Duties	10 ATTEMPTS	49	19	18	8	3	1
28.7292C	Sex Offender - Fail to Report, 3rd Offense	4 ATTEMPTS	15	6	6	3		
28.7293	Sex Offender - Fail to Sign Registration	MISD ATTEMPTS	48	2	30	6	7	3
28.7294	Sex Offenders - Refusing/Failing to Pay Registration Fee	MISD ATTEMPTS	2		1		1	
28.729B	Sex Offenders - Failure to Comply w/ Reporting Duties - 2nd Offense	MISD ATTEMPTS	22	5	9	7	1	
28.7352A	Student Safety Zone - Residency Violation	MISD ATTEMPTS	2		1	1		
28.7352B	Student Safety Zone - Residency Violation - 2nd Offense	2 ATTEMPTS	5		2	2	1	
28.7541	False Report of Child Abduction	MISD ATTEMPTS	2		1		1	
52.204	Dead Bodies - Removing w/o Medical Examiner Permission	MISD ATTEMPTS	13	1	9	2	1	
125.14471B1	Housing - MSHDA - False Pretenses, \$200 - <\$1K	MISD ATTEMPTS	7		5	2		
125.14471D1	Housing - MSHDA - False Pretenses, Over \$100	10 ATTEMPTS	2		1	1		
125.1523	State Construction Code Violation	MISD ATTEMPTS	1	1				
4			4		4			
1			1				1	
3			3			2	1	
1			1				1	

NOTE: Be sure to check for related offense codes when examining a particular type of crime. They may or may not be in sequential order or even on the same page. Offenders may have multiple dispositions.

2011 Criminal Court Dispositions by Offense and Type of Disposition — All Offenses

Page 2 of 33

			DISPOSITIONS					
Compiled Laws	Offense	Max. Penalty	Total	Prison ¹	Jail	Jail/ Probation ²	Probation ²	Other ³
		GRAND TOTAL	75,690	18,397	16,133	23,779	16,594	787
		%		24%	21%	32%	22%	1%
		VIOLATIONS	68,945	17,886	14,584	21,718	14,049	708
		ATTEMPTS	6,745	511	1,549	2,061	2,545	79
168.933	Election Law - Swear Falsely to Register/Vote	5 ATTEMPTS	3				3	
205.271A	Taxes - Fail to File/False Return	5 ATTEMPTS	14	4		4	6	
205.274	Taxes - General Violations	MISD ATTEMPTS	1				1	
205.4282	Tobacco Products Tax Act Violation Felony	5 ATTEMPTS	2		1		3	1
205.4283	Tobacco Products Tax Act Violations Misdemeanor	1 ATTEMPTS	2		1			1
205.4284	Tobacco Products Tax Act Violations	MISD ATTEMPTS	1				1	
205.4286	Tobacco Products Tax Act Unauthorized Tax Stamps	10 ATTEMPTS	1	1		1		
257.215	Operating - Unregistered Vehicle	MISD ATTEMPTS	1		2	1	1	1
257.226A	Improper Use of License Plates	MISD ATTEMPTS	5					
257.233	Temporary Registration Plate Violations	MISD ATTEMPTS	1			1		
257.233A6	Motor Vehicles - Odometer Tampering	5 ATTEMPTS	2		1	1		
257.239	Motor Vehicles - Fail to Endorse/Deliver to Transferee	MISD ATTEMPTS	2				2	
257.248	Motor Vehicle Code - Dealer Failure to Maintain Records	MISD ATTEMPTS	2				2	
257.2511	Motor Vehicle Code - Dealer Failure to Maintain Records	MISD ATTEMPTS	1				1	
257.2513	Motor Vehicle Code - Dealer Statement to Buyer	MISD ATTEMPTS	2				2	
257.254	Motor Vehicle Code - Intent to Pass False Title	10 ATTEMPTS	29	2	5	11	11	
257.256	License Plate/Registration/Title Unlawful Use	MISD ATTEMPTS	9	1	1	2	5	
257.257	License Documents/Plates - Forgery	5 ATTEMPTS	43		28	5	7	3
257.2572	License Documents/Plates - Forgery - 2nd Offense	7 ATTEMPTS	60	4	18	16	21	1
257.301	Operating - No/Multiple Licenses	MISD ATTEMPTS	15		6	1	4	4
257.31010	Driver's License - Forged, Possession	MISD ATTEMPTS	1			1		
257.3103A	Driver's License - Forgery/Use to Commit >= 1 Yr Offense	VAR ATTEMPTS	30		23	3	4	
257.3107A	Driver's License - Forge w/ Intent to Commit Crime Max 10 Yrs+	10 ATTEMPTS	3		2		1	
257.3107B	Driver's License - Forge w/ Intent to Commit Crime Max 6mos-<10 yrs	5 ATTEMPTS	1			1		
			7	3	2	1	1	
			9	1	2	2	4	

NOTE: Be sure to check for related offense codes when examining a particular type of crime. They may or may not be in sequential order or even on the same page. Offenders may have multiple dispositions.

2011 Criminal Court Dispositions by Offense and Type of Disposition — All Offenses

			DISPOSITIONS					
Compiled Laws	Offense	Max. Penalty	Total	Prison ¹	Jail	Jail/ Probation ²	Probation ²	Other ³
GRAND TOTAL			75,690	18,397	16,133	23,779	16,594	787
%				24%	21%	32%	22%	1%
VIOLATIONS			68,945	17,886	14,584	21,718	14,049	708
ATTEMPTS			6,745	511	1,549	2,061	2,545	79
257.3109	Driver's License - Forged, Possession of 2 or More	5 ATTEMPTS	3	1	1		1	
257.311	Operate w/o License	MISD ATTEMPTS	35		17	8	6	4
257.312	Operate w/ Restricted License	MISD ATTEMPTS	1				1	
257.312A	Operating - Motorcycles/Mopeds w/o Indorsement	MISD ATTEMPTS	32		21	7	3	1
257.324	Operate w/ Forged/Altered License/ False ID	MISD ATTEMPTS	3		3			
257.326	Operate - Owner Permitting Another to Violate Motor Vehicle	MISD ATTEMPTS	64	1	46	11	5	1
257.328	Motor Vehicle Code - Producing False Evidence of Insurance	MISD ATTEMPTS	1				1	
257.3291	Insurance Certificates - Possess/ Sale of Stolen/Counterfeit	5 ATTEMPTS	19		3	2	11	3
257.3292	Ins. Certificates - Possess/Sale Stolen/ Counterfeit - 2nd Offense	7 ATTEMPTS	23		3	8	11	1
257.601B2	Moving Violation - Injury in Work Zone	1 ATTEMPTS	8		1		7	
257.601C2	Moving Violation - Injury to Operator of Implement of Husbandry	1 ATTEMPTS	1		1			
257.601D1	Moving Violation - Causing Death	MISD ATTEMPTS	2			1		1
257.602	Police Officer - Refuse to Obey Traffic Order	MISD ATTEMPTS	2				1	1
257.602A	Police Officer - Flee (Vehicle Code)	15 ATTEMPTS	5		1	1	3	
257.602A2	Police Officer - Flee - 4th Degree (Vehicle Code)	2 ATTEMPTS	1	1				
257.602A3	Police Officer - Flee - 3rd Degree (Vehicle Code)	4 ATTEMPTS	317	35	105	116	58	3
257.602A3-A	Police Officer - Flee - 3rd Degree (Vehicle Code)	5 ATTEMPTS	36		9	13	11	3
257.602A4-A	Police Officer - Flee - 2nd Degree (Vehicle Code)	10 ATTEMPTS	2			1	1	
257.602A5	Police Officer - Flee - 1st Degree (Vehicle Code)	15 ATTEMPTS	713	227	145	203	135	3
257.617	Fail to Stop at Accident - Serious Impairment/Death	5 ATTEMPTS	21	2	6	3	8	2
257.6173	Fail to Stop at Accident - At Fault Death Result	15 ATTEMPTS	86	50	13	16	6	1
257.617A	Fail to Stop at Personal Injury Accident	1 ATTEMPTS	3	3				
257.618	Fail to Stop at Property Damage Accident (Attended Vehicle)	MISD ATTEMPTS	40	16	6	12	6	
257.620	Fail to Stop after Collision	MISD ATTEMPTS	1			1		
			16	13		3		
			24		10	5	9	
			44		21	16	6	1
			35		21	6	6	2

NOTE: Be sure to check for related offense codes when examining a particular type of crime. They may or may not be in sequential order or even on the same page. Offenders may have multiple dispositions.

A2

2011 Criminal Court Dispositions by Offense and Type of Disposition — All Offenses

Page 4 of 33

			DISPOSITIONS					
Compiled Laws	Offense	Max. Penalty	Total	Prison ¹	Jail	Jail/ Probation ²	Probation ²	Other ³
GRAND TOTAL			75,690	18,397	16,133	23,779	16,594	787
%				24%	21%	32%	22%	1%
VIOLATIONS			68,945	17,886	14,584	21,718	14,049	708
ATTEMPTS			6,745	511	1,549	2,061	2,545	79
257.621	Failure to Report Accident to Fixtures	MISD	6		3	3		
		ATTEMPTS						
257.622	Fail to Report Accident	MISD	8	1	5	1	1	
		ATTEMPTS						
257.624A	Alcohol - Open Container in Vehicle	MISD	105		68	23	7	7
		ATTEMPTS						
257.624B1	Alcohol - Possession By Minor in Motor Vehicle	MISD	1		1			
		ATTEMPTS						
257.625	Operating Vehicle Intoxicated	15	1		1			
		ATTEMPTS						
257.6251	Operating Vehicle Intoxicated	15	1		1			
		ATTEMPTS						
257.6251-A	Operating Vehicle Intoxicated	MISD	386	1	184	108	82	11
		ATTEMPTS	5			1	4	
257.62510B	Operating Vehicle Intoxicated - 2nd Offense	1	8		2	4	2	
		ATTEMPTS						
257.62510C	Operating Vehicle Intoxicated - 3rd Offense	1	12	1	2	6	3	
		ATTEMPTS						
257.6251C	Operating Vehicle Intoxicated, High Blood Alcohol	MISD	61		26	14	20	1
		ATTEMPTS						
257.6252-A	Operating Vehicle Intoxicated	MISD	1		1			
		ATTEMPTS						
257.6253A	Operate - Impaired	MISD	107	1	47	24	26	9
		ATTEMPTS	4				4	
257.6254	Operating Vehicle Intoxicated, Causing Death	15	59	46	3	6	4	
		ATTEMPTS	1	1				
257.6254A	Operating Vehicle Intoxicated, Causing Death	15	3	3				
		ATTEMPTS						
257.6255-A	Operating Vehicle Intoxicated, Causing Serious Injury	5	139	55	5	60	19	
		ATTEMPTS	3	1		2		
257.6256-A	Minor Operating Vehicle, w/ Any Blood Alcohol Content	MISD	7		2	3	1	1
		ATTEMPTS						
257.6256B	Operating Vehicle Intoxicated, Contr. Sub. - 2nd Offense	1	258	2	81	129	44	2
		ATTEMPTS	2			2		
257.6256D	Operating Vehicle Intoxicated, Contr. Sub. - 3rd Offense	5	3,176	625	271	2,098	179	3
		ATTEMPTS	6	1	1	4		
257.6257A1	Operating Vehicle Intoxicated, w/ Occupant <16	1	39	1	16	13	8	1
		ATTEMPTS						
257.6257A2	Operating Vehicle Intoxicated, w/ Occupant <16 - 2nd+ Offense	5	83	9	4	66	4	
		ATTEMPTS						
257.6257B1	Operating Vehicle Intoxicated, Minor w/ Any BAC, Occupant <16	MISD	1			1		
		ATTEMPTS						
257.6258	Operating Vehicle, w/ Presence of Controlled Substance	MISD	52		24	15	11	2
		ATTEMPTS						
257.6259C	Allow Intoxicated Person to Operate, Cause Serious Injury	2	1			1		
		ATTEMPTS						
257.625B	OUIL	5	2		1	1		
		ATTEMPTS						

NOTE: Be sure to check for related offense codes when examining a particular type of crime. They may or may not be in sequential order or even on the same page. Offenders may have multiple dispositions.

2011 Criminal Court Dispositions by Offense and Type of Disposition — All Offenses

			DISPOSITIONS					
Compiled Laws	Offense	Max. Penalty	Total	Prison ¹	Jail	Jail/ Probation ²	Probation ²	Other ³
GRAND TOTAL			75,690	18,397	16,133	23,779	16,594	787
%				24%	21%	32%	22%	1%
VIOLATIONS			68,945	17,886	14,584	21,718	14,049	708
ATTEMPTS			6,745	511	1,549	2,061	2,545	79
257.625L	Ignition Interlock Device - Violations	MISD	1		1			
		ATTEMPTS						
257.626	Driving - Reckless	MISD	68		31	6	24	7
		ATTEMPTS						
257.6263	Driving - Reckless - Causing Serious Impairment of Body Function	5	7	5		2		
		ATTEMPTS	1		1			
257.6264	Driving - Reckless - Causing Death	15	4	4				
		ATTEMPTS	1			1		
257.626C	Driving - Felonious	2	12	5	1	4	2	
		ATTEMPTS	2			1	1	
257.653A3	Emergency Vehicle - Careless Passing Injury Result	2	1				1	
		ATTEMPTS						
257.653A4	Emergency Vehicle - Careless Passing Death Result	15	1	1				
		ATTEMPTS						
257.903	Motor Vehicle Code, False Certification	5	6	1	2		3	
		ATTEMPTS	2				2	
257.904	Operate - License Suspended/Revoked/Denied	15	9		5	2	2	
		ATTEMPTS	1			1		
257.9041B	Operate - Allow Suspended/Revoked/Denied to Operate	MISD	570	1	344	132	72	21
		ATTEMPTS						
257.9041C	Operate - Allow Suspended/Revoked/Denied to Operate - 2nd+ Offense	1	722	7	515	124	58	18
		ATTEMPTS	2		1		1	
257.9042-A	Motor Vehicles - Allowing Suspended Person to Operate	MISD	1			1		
		ATTEMPTS						
257.9044	Operate - License Susp./Rev./Denied, Causing Death	15	17	15		2		
		ATTEMPTS	2				2	
257.9045	Operate - License Susp./Rev./Denied, Causing Serious Injury	5	30	11	5	8	6	
		ATTEMPTS	1			1		
257.904A	Operating - No License for 3 Years	MISD	1		1			
		ATTEMPTS						
259.80F2	Airports - Possessing Weapon in Sterile Area	MISD	3		1		2	
		ATTEMPTS	1				1	
287.3232	Dangerous Animal, Causing Serious Injury	4	7		1	3	3	
		ATTEMPTS						
289.51072	Food Law - Felony Violations	4						
		ATTEMPTS	1		1			
324.1608	Resist/Obstruct Conservation Officers	2	3		2	1		
		ATTEMPTS						
324.21112	Underground Storage Tank Regulatory Violations	MISD	3				3	
		ATTEMPTS						
324.31152A	Water Resources Protection Violation	2	1				1	
		ATTEMPTS	1		1			
324.325101	Great Lakes - Altering Water/Land w/o Approval	1	1				1	
		ATTEMPTS						
324.401183	Wildlife Conservation Part - Taking Deer/Bear/Turkeys	MISD	2			2		
		ATTEMPTS						
324.43521	Hunting/Fishing w/o License	MISD	1		1			
		ATTEMPTS						

NOTE: Be sure to check for related offense codes when examining a particular type of crime. They may or may not be in sequential order or even on the same page. Offenders may have multiple dispositions.

2011 Criminal Court Dispositions by Offense and Type of Disposition — All Offenses

Page 6 of 33

			DISPOSITIONS					
Compiled Laws	Offense	Max. Penalty	Total	Prison ¹	Jail	Jail/ Probation ²	Probation ²	Other ³
		GRAND TOTAL	75,690	18,397	16,133	23,779	16,594	787
		%		24%	21%	32%	22%	1%
		VIOLATIONS	68,945	17,886	14,584	21,718	14,049	708
		ATTEMPTS	6,745	511	1,549	2,061	2,545	79
324.435261	Hunting & Fishing License Part - Hunting Deer w/o License	MISD ATTEMPTS	2		2			
324.48702A-A	Sports Fishing - Obstructing or Interfering	MISD ATTEMPTS	1				1	
324.731021	Trespass, Recreational	MISD ATTEMPTS	1		1			
324.731022	Trespass, Recreational	MISD ATTEMPTS	3		1	2		
324.80172	Marine Safety, Negligence Cause Injury/Death	2 ATTEMPTS	1				1	
324.801761	Marine Safety, OUIL Per Se	MISD ATTEMPTS	2		2			
324.802081	Personal Watercraft - Reckless Operation	MISD ATTEMPTS	1		1			
324.81122	ORV - Operating on Highway or Right-of-Way	MISD ATTEMPTS	1		1			
324.81133S	ORV - Operate, Open Intoxicants	MISD ATTEMPTS	1		1			
324.811345	ORV - OUIL - 2nd Offense	MISD ATTEMPTS	1			1		
324.811461	ORV - Operate, Fleeing and Eluding	MISD ATTEMPTS	1		1			
324.8903	Littering - Objects in Path of Vehicle	MISD ATTEMPTS	1		1			
324.95022	Watercraft Pollution - Littering from Vessel	MISD ATTEMPTS	1				1	
324.9505	Watercraft Pollution - Oil Discharged into Waters of State	MISD ATTEMPTS	1				1	
328.2321	Funeral Contracts - Conversion	5 ATTEMPTS	67	4	2	3	58	
333.16294	Health Profession - Unauthorized Practice Felony	4 ATTEMPTS	1	1				
333.17766	Contr. Sub. - Drugs, Obtain by False Rx	MISD ATTEMPTS	1				1	
333.17766B	Contr. Sub. - Drugs, Obtain by False Representation	MISD ATTEMPTS	1			1		
333.17766C	Contr. Sub. - Drugs, Falsely Make/Utter/ Publish/Pass/Alter/Forge Rx	2 ATTEMPTS	2			1	1	
333.17766C1	Contr. Sub. - Ephedrine/Pseudoephedrine Posses >12 grams	2 ATTEMPTS	9		4	4		1
333.17766D	Contr. Sub. - Drugs, Knowingly Posses False/Forged/Altered Rx	MISD ATTEMPTS	2		1	1		
333.17766E	Contr. Sub. - Drugs, Knowingly Attempts to Possess False/Forged/Altered Rx	MISD ATTEMPTS	6		3	2	1	
333.17766F	Contr. Sub. - Drugs, Possess/Control Rx for Purpose of Resale/Dispensary	MISD ATTEMPTS	1				1	
333.26424	Contr. Sub. - Illegal Sale of Medical Marihuana	2 ATTEMPTS	14		1	11	2	

NOTE: Be sure to check for related offense codes when examining a particular type of crime. They may or may not be in sequential order or even on the same page. Offenders may have multiple dispositions.

2011 Criminal Court Dispositions by Offense and Type of Disposition — All Offenses

			DISPOSITIONS					
Compiled Laws	Offense	Max. Penalty	Total	Prison ¹	Jail	Jail/ Probation ²	Probation ²	Other ³
GRAND TOTAL			75,690	18,397	16,133	23,779	16,594	787
%				24%	21%	32%	22%	1%
VIOLATIONS			68,945	17,886	14,584	21,718	14,049	708
ATTEMPTS			6,745	511	1,549	2,061	2,545	79
333.2663	Disposal of Unclaimed Body	MISD	1				1	
		ATTEMPTS						
333.5210	AIDS - Sexual Penetration w/ Uninformed Partner	4	5	1	1	2	1	
		ATTEMPTS						
333.73022	Controlled Substances - Drugs, Label Alteration/Defacement	MISD	1					1
		ATTEMPTS						
333.7340	Contr. Sub. - Sale of Ephedrine by Electronic Means	4	2			1	1	
		ATTEMPTS						
333.73413	Contr. Sub. - Imitation Mfg/ Distribution	2	81	9	31	31	9	1
		ATTEMPTS	2				2	
333.74012A	Contr. Sub. - Del/Mfg (Narcotic or Cocaine)	LIFE	1		1			
		ATTEMPTS						
333.74012A1	Contr. Sub. - Del/Mfg 1,000+ Grams (Narc. or Cocaine)	LIFE	7	7				
		ATTEMPTS						
333.74012A2	Contr. Sub. - Del/Mfg 450 - 999 Grams (Narc. or Cocaine)	30	5	5				
		ATTEMPTS	1				1	
333.74012A3	Contr. Sub. - Del/Mfg 50 - 449 Grams (Narc. or Cocaine)	20	82	71	1	6	4	
		ATTEMPTS	8	6			2	
333.74012A4	Contr. Sub. - Del/Mfg Under 50 Grams (Narc. or Cocaine)	20	2,251	569	488	762	422	10
		ATTEMPTS	326	27	56	57	186	
333.74012B-A	Contr. Sub. - Del/Mfg (Sched. 1-3), Except Marijuana	7	434	53	81	181	115	4
		ATTEMPTS	25		6	10	9	
333.74012B-B	Contr. Sub. - Del/Mfg (Subs added Sched. 1-3 by Rule)	7	10	1	2	6	1	
		ATTEMPTS	1				1	
333.74012B1	Contr. Sub. - Del/Mfg Meth/Ecstasy	20	151	103	8	30	10	
		ATTEMPTS	24	5		16	3	
333.74012C-A	Contr. Sub. - Del/Mfg (Sched. 4)	4	121	11	28	58	24	
		ATTEMPTS	6		1	3	2	
333.74012C-B	Contr. Sub. - Del/Mfg (Added to Sched. 4 by Board Rule)	4	17		5	1	11	
		ATTEMPTS	1				1	
333.74012D	Contr. Sub. - Del/Mfg (Sched. 5)	2	4			3	1	
		ATTEMPTS	1				1	
333.74012D1	Contr. Sub. - Del/Mfg 45 or More Kilograms Marijuana	15	143	7	29	66	41	
		ATTEMPTS	3	1	1		1	
333.74012D2	Contr. Sub. - Del/Mfg 5 to <45 Kilograms Marijuana	7	27	18	3	4	2	
		ATTEMPTS						
333.74012D3	Contr. Sub. - Del/Mfg Marijuana	4	2,960	262	582	1,256	827	33
		ATTEMPTS	323	3	68	63	187	2
333.74012F	Prescription Forms - Del/Mfg/ Intent	7	14	1		4	9	
		ATTEMPTS						
333.7401A	Contr. Sub. - Delivery to Commit Criminal Sexual Conduct	20	1	1				
		ATTEMPTS						
333.7401C2A	Contr. Sub. - Operate/Maintain Lab	10	56	19	10	25	2	
		ATTEMPTS	2		1	1		
333.7401C2B	Contr. Sub. - Operate/Maintain Lab Near Minor	20	10	6		4		
		ATTEMPTS						
333.7401C2C	Contr. Sub. - Operate/Maintain Lab Involving Hazardous Waste	20	13	13				
		ATTEMPTS						

NOTE: Be sure to check for related offense codes when examining a particular type of crime. They may or may not be in sequential order or even on the same page. Offenders may have multiple dispositions.

2011 Criminal Court Dispositions by Offense and Type of Disposition — All Offenses

			DISPOSITIONS					
Compiled Laws	Offense	Max. Penalty	Total	Prison ¹	Jail	Jail/ Probation ²	Probation ²	Other ³
GRAND TOTAL			75,690	18,397	16,133	23,779	16,594	787
%				24%	21%	32%	22%	1%
VIOLATIONS			68,945	17,886	14,584	21,718	14,049	708
ATTEMPTS			6,745	511	1,549	2,061	2,545	79
333.7401C2D	Contr. Sub. - Operate/Maintain Lab Near Specified Places	20 ATTEMPTS	23	11	1	11		
333.7401C2E	Contr. Sub. - Operate/Maintain Lab Involving Firearm	25 ATTEMPTS	2	2				
333.7401C2F	Contr. Sub. - Operate/Maintain Lab Involving Meth	20 ATTEMPTS	293	175	21	80	17	
333.74022A	Contr. Sub. - Create/Del./Intent Counterfeit (Narcotic)	10 ATTEMPTS	18	4	1	13		
333.74022B	Contr. Sub. - Create/Del./Intent Counterfeit (Sched. 1-3)	5 ATTEMPTS	17	6	2	7	2	
333.74022D	Contr. Sub. - Create/Del./Counterfeit Sub. (Sched. 5)	2 ATTEMPTS	9	1	2	6		
333.74022E	Contr. Sub. - Create/Deliver Analogue	15 ATTEMPTS	1			1		
333.74032A	Contr. Sub. - Possess	LIFE ATTEMPTS	9	8	1			
333.74032A1	Contr. Sub. - Possess 1,000+ Grams (Narcotic)	LIFE ATTEMPTS	2		2			
333.74032A3	Contr. Sub. - Possess 50 - 449 Grams (Narcotic)	20 ATTEMPTS	2	2				
333.74032A4	Contr. Sub. - Possess 25 - 49 Grams (Narcotic)	4 ATTEMPTS	11	9	1	1		
333.74032A5	Contr. Sub. - Possess <25 Grams (Narcotic)	4 ATTEMPTS	1				1	
333.74032B	Contr. Sub. - Possess Analogues/Sched. 1-4	2 ATTEMPTS	28	6	3	9	10	
333.74032B-A	Contr. Sub. - Possess Analogues/Sched. 1-4	2 ATTEMPTS	4		2		2	
333.74032B-B	Contr. Sub. - Possess Analogues/Sched. 1-4	2 ATTEMPTS	4,235	338	1,201	1,488	1,165	43
333.74032B1	Contr. Sub. - Possess Methamphetamine	10 ATTEMPTS	255	5	52	37	161	
333.74032C-A	Contr. Sub. - Possess Sched. 5	1 ATTEMPTS	1				1	
333.74032D	Contr. Sub. - Possess Marijuana	1 ATTEMPTS	1				1	
333.74032F	Prescription Forms - Possession	MISD ATTEMPTS	1,508	69	332	636	466	5
333.74042	Controlled Substance - Possession	MISD ATTEMPTS	57	1	10	15	29	2
333.74042A	Contr. Sub. - Use (Narcotic/Cocaine/Meth/Ecstasy)	1 ATTEMPTS	47	1	9	9	27	1
333.74042B	Contr. Sub. - Use	1 ATTEMPTS	8		2	1	5	
333.74042C	Contr. Sub. - Use, Sched. 5 or LSD, Etc.	MISD ATTEMPTS	829	128	228	357	113	3
333.74042D	Contr. Sub. - Use of Marijuana	MISD ATTEMPTS	43	4	7	23	9	
			22		6	6	9	1
			1,961	38	714	532	613	64
			7		4		3	
			6	1	1	2	2	
			5		3		2	
			180	1	71	59	45	4
			140	3	29	27	79	2
			1			1		
			24		9	7	7	1

NOTE: Be sure to check for related offense codes when examining a particular type of crime. They may or may not be in sequential order or even on the same page. Offenders may have multiple dispositions.

2011 Criminal Court Dispositions by Offense and Type of Disposition — All Offenses

			DISPOSITIONS					
Compiled Laws	Offense	Max. Penalty	Total	Prison ¹	Jail	Jail/ Probation ²	Probation ²	Other ³
GRAND TOTAL			75,690	18,397	16,133	23,779	16,594	787
%				24%	21%	32%	22%	1%
VIOLATIONS			68,945	17,886	14,584	21,718	14,049	708
ATTEMPTS			6,745	511	1,549	2,061	2,545	79
333.7405B	Contr. Sub. - Manufacture/ Distribute Outside of License	2 ATTEMPTS	1			1		
333.7405D	Contr. Sub. - Maintain Drug House	2 ATTEMPTS	766 17	56 5	210 5	361 1	121 10	18 1
333.7405E	Contr. Sub. - Maintain Drug House	2 ATTEMPTS	3 1	1	1		1 1	
333.74071C	Contr. Sub. - Obtain by Fraud	4 ATTEMPTS	216 53	15 5	58 14	86 16	57 18	
333.74071D	Contr. Sub. - False Reporting	4 ATTEMPTS	1			1		
333.74071E	Contr. Sub. - Counterfeiting Implements	4 ATTEMPTS	1				1	
333.74071G	Contr. Sub. - Counterfeit Prescription Form	4 ATTEMPTS	10	1	4	3	2	
333.7407A-B	Contr. Sub. - Inducing Person to Violate - High Misdemeanor	4 ATTEMPTS	1				1	
333.7407A1-A	Contr. Sub. - Attempt Felony	LIFE ATTEMPTS	27 4		8 2	14 1	5 1	
333.7407AA	Contr. Sub. - Inducing Person to Violate - Life Felony	VAR ATTEMPTS	2		1		1	
333.74101-B	Contr. Sub. - Deliver to Minor (Sched. 1-3, Except Marij./Coc.)	14 ATTEMPTS	1	1				
333.74101-D	Contr. Sub. - Delivery to Minor, Sched. 4 and Marijuana	8 ATTEMPTS	9	3	2	3	1	
333.74102	Contr. Sub. - Distribution w/o Remuneration (Marijuana)	60 ATTEMPTS	5		2	2	1	
333.74102-A	Contr. Sub. - Deliver <50 Grams, School Prop. (Narc/Cocaine)	60 ATTEMPTS	8	6	1	1		
333.74103	Contr. Sub. - Intent Deliver <50 Grams, School Prop (Narc.)	40 ATTEMPTS	2	2				
333.74104-A	Contr. Sub. - Possess on School/ Library Prop. (Narc./Coc.) <25 Grams	8 ATTEMPTS	5	3		1		1
333.74104-B	Contr. Sub. - Possess on School/ Library Property (Sched.1-4)	4 ATTEMPTS	7	2	2	3		
333.74104-D	Contr. Sub. - Possess Marijuana, on School/Library Property	2 ATTEMPTS	33	3	6	15	9	
333.7410A	Contr. Sub. - Deliver/Possess in Park	2 ATTEMPTS	1			1		
333.74132	Contr. Sub. - 2nd+ Offense - Double Penalty	VAR ATTEMPTS	7	1	1	3	2	
335.07	Marijuana, Possession	MISD ATTEMPTS	4		1	2		1
339.6013	Occupational Code - Performing Occupation w/o License - 1st Offense	MISD ATTEMPTS	3		1	1	1	
339.6014	Occupational Code - Performing Occupation w/o License - 2nd Offense	MISD ATTEMPTS	1			1		
339.6016A	Unlicensed Residential Builder	1 ATTEMPTS	1		1			

NOTE: Be sure to check for related offense codes when examining a particular type of crime. They may or may not be in sequential order or even on the same page. Offenders may have multiple dispositions.

A2

2011 Criminal Court Dispositions by Offense and Type of Disposition — All Offenses

Page 10 of 33

			DISPOSITIONS					
Compiled Laws	Offense	Max. Penalty	Total	Prison ¹	Jail	Jail/ Probation ²	Probation ²	Other ³
GRAND TOTAL			75,690	18,397	16,133	23,779	16,594	787
%				24%	21%	32%	22%	1%
VIOLATIONS			68,945	17,886	14,584	21,718	14,049	708
ATTEMPTS			6,745	511	1,549	2,061	2,545	79
339.6016B	Unlicensed Residential Builder - 2nd Offense	2 ATTEMPTS	4			3		1
400.601-A	Fraud - Welfare, \$500 or Less	4 ATTEMPTS	7		2	2	3	
400.601-B	Fraud - Welfare, Over \$500	4 ATTEMPTS	47		7	20	20	
400.602-A	Fraud - Welfare, Failure to Inform, \$500 or Less	MISD ATTEMPTS	15	1	1	7	6	
400.602-B	Fraud - Welfare, Failure to Inform, Over \$500	4 ATTEMPTS	3		1		2	
400.6032	Medicaid Fraud - False Statement To Determine Benefit Rights	4 ATTEMPTS	129		14	33	82	
400.6033	Medicaid Fraud - Conceal Information	4 ATTEMPTS	36		7	14	12	3
400.6071	Medicaid Fraud - False Claim	4 ATTEMPTS	2		1	1		
400.71313A	Adult Foster Care - Operate Facility w/o License	2 ATTEMPTS	1				1	
421.54AIIA	Unemployment Comp. Fraud, Fail Comply w/ Act/Rule <\$25K	MISD ATTEMPTS	1				1	
421.54AIIB	Unemployment Comp. Fraud, Fail Comply w/ Act/Rule \$25K-100K	2 ATTEMPTS	1				1	
421.54BIIA	Unemployment Comp. Fraud, False Statmnt/Misrep. \$1K to \$25K	MISD ATTEMPTS	2			1	1	
421.54BIIB	Unemployment Comp. Fraud, False Statmnt/Misrep. over \$25K	2 ATTEMPTS	1				1	
432.2181	Gambling Operations - Felony Violations	10 ATTEMPTS	1				1	
432.2182	Gambling Activities - Felony Violations	10 ATTEMPTS	2				2	
436.1203	Alcohol - Sale/Deliver/Import w/o License	1 ATTEMPTS	1	1				
436.16131	Alcohol - Furnishing Place for Consideration (1 Yr Felony)	MISD ATTEMPTS	5			1	4	
436.17011-A	Alcohol - Sell/Furnish to Minor	MISD ATTEMPTS	4				4	
436.17012	Alcohol - Sell/Furnish to Minor, Causing Death	10 ATTEMPTS	1				1	
436.17031A	Alcohol - Purchase/Consume/ Possess by Minor	MISD ATTEMPTS	20		15	3		2
436.17031B	Alcohol - Purchase/Consume/ Possess by Minor - 2nd Offense	MISD ATTEMPTS	1			1		
436.17031C	Alcohol - Purchase/Consume/ Possess by Minor - 3rd+ Offense	MISD ATTEMPTS	87		18	28	22	19
436.19092-A	Alcohol - Licensee/Clerk - Sell/Furnish to Minor	MISD ATTEMPTS	1		1			
440.95016	File False/Fraudulent Financial Statement	5 ATTEMPTS	7		2	5		
			3			3		
			1				1	
			2			2		

NOTE: Be sure to check for related offense codes when examining a particular type of crime. They may or may not be in sequential order or even on the same page. Offenders may have multiple dispositions.

A2

2011 Criminal Court Dispositions by Offense and Type of Disposition — All Offenses

Page 11 of 33

			DISPOSITIONS					
Compiled Laws	Offense	Max. Penalty	Total	Prison ¹	Jail	Jail/ Probation ²	Probation ²	Other ³
	GRAND TOTAL		75,690	18,397	16,133	23,779	16,594	787
	%			24%	21%	32%	22%	1%
	VIOLATIONS		68,945	17,886	14,584	21,718	14,049	708
	ATTEMPTS		6,745	511	1,549	2,061	2,545	79
445.1528	Pyramid/Chain Promotions - Offer/Sell	7	8			2	6	
	ATTEMPTS							
445.4082	Second Hand Dealer - Buy/Sell	5						
	Stolen Scrap Metal	ATTEMPTS	1				1	
445.4083	Second Hand Dealer - Buy/Sell	5						
	Stolen Utility Co. Scrap Metal	ATTEMPTS	1				1	
445.4332	Buy/Sell Stolen Non Ferrous	5	12	2	1	5	4	
	Metals - 1st Offense	ATTEMPTS	16		2	7	7	
445.4831	Precious Gem/Metal - Doing Business	2	1					1
	w/o Registration	ATTEMPTS	1					1
445.4843	P. Gem/Metal D. Act - Failing to Send	MISD	1					1
	Copy to Police	ATTEMPTS						
445.574A2B-A	Beverage Containers - Returning	MISD	2		1	1		
	Nonreturnable, More Than 100	ATTEMPTS						
445.65	Identity Theft	5	359	62	64	107	123	3
		ATTEMPTS	24	2	9	7	5	1
445.67	Identity Theft - Obtain/Possess/ Transfer ID w/ Intent	5	46	10	11	13	12	
		ATTEMPTS	4		4			
445.779	Antitrust Violation	2	1				1	
		ATTEMPTS	1				1	
451.604	Blue Sky Laws - Various Violations	10	3			3		
		ATTEMPTS						
484.16053	Emergency 911 Service, Unauthorized - 2nd+ Offense	2	1					1
		ATTEMPTS						
500.2088	Insurance - False Report for Insurance Claim	MISD	1			1		
		ATTEMPTS						
500.3101A	Motor Vehicle - Operating w/o Valid Insurance	MISD	2			1		1
		ATTEMPTS						
500.3102	Motor Vehicle - Operating w/o Security	MISD	26		11	7	2	6
		ATTEMPTS						
500.45111	Insurance - Fraudulent Acts	4	23	3	4	4	12	
		ATTEMPTS	7			4	3	
500.45112	Insurance Fraud - Conspiracies	10	6	2		1	3	
		ATTEMPTS						
570.152	Contractor - Fraudulent Use of Building Contract Fund	3	19	1	1	7	10	
		ATTEMPTS	1				1	
600.1701	Contempt of Court	MISD	1				1	
		ATTEMPTS						
600.2907A2	Real Property - Encumber w/o Lawful Cause	3	2				2	
		ATTEMPTS						
722.151B	Children - Harboring Runaways	MISD	1		1			
		ATTEMPTS						
722.642	Tobacco - Possession/Use by Minor	MISD	3					3
		ATTEMPTS						
722.675	Distribute Obscene Matter to Children	2	23	13	4	3	3	
		ATTEMPTS	2		1		1	
750.110	Breaking & Entering - Bldg. w/ Intent	15	1,856	663	284	668	238	3
		ATTEMPTS	265	39	55	111	59	1

NOTE: Be sure to check for related offense codes when examining a particular type of crime. They may or may not be in sequential order or even on the same page. Offenders may have multiple dispositions.

2011 Criminal Court Dispositions by Offense and Type of Disposition — All Offenses

			DISPOSITIONS					
Compiled Laws	Offense	Max. Penalty	Total	Prison ¹	Jail	Jail/ Probation ²	Probation ²	Other ³
GRAND TOTAL			75,690	18,397	16,133	23,779	16,594	787
%				24%	21%	32%	22%	1%
VIOLATIONS			68,945	17,886	14,584	21,718	14,049	708
ATTEMPTS			6,745	511	1,549	2,061	2,545	79
750.110-A	Breaking & Entering - Unoccupied Bldg. w/ Intent	10 ATTEMPTS	3		2		1	
750.110A2	Home Invasion - 1st Degree	20 ATTEMPTS	706	468	22	109	104	3
750.110A3	Home Invasion - 2nd Degree	15 ATTEMPTS	133	26	22	46	39	
750.110A4	Home Invasion - 3rd Degree	5 ATTEMPTS	2,140	1,053	157	549	372	9
750.111	Breaking & Entering - Entry w/o Breaking, w/ Intent	5 ATTEMPTS	193	53	39	55	46	
750.113	Breaking & Entering - Coin Box	MISD ATTEMPTS	529	115	118	223	72	1
750.115	Breaking & Entering - Illegal Entry w/o Owner's Permission/Denied	MISD ATTEMPTS	47	3	18	22	4	
750.115A	Illegal Entry (w/o Owners Permission)	MISD ATTEMPTS	174	43	35	68	28	
750.116	Burglar's Tools - Possess	10 ATTEMPTS	37	2	6	11	18	
750.117	Public Officer - Bribery	4 ATTEMPTS	1		1			
750.118	Public Officer - Accepting Bribe	10 ATTEMPTS	8			1	6	1
750.1227A	Witness - Bribe/Intimidate/Interfere	4 ATTEMPTS	1				1	
750.1227B	Witness - Bribe/Intimidate/Interfere	10 ATTEMPTS	110		47	24	36	3
750.1227C	Witness - Intimidate/Threaten to Kill or Injure	15 ATTEMPTS	3		2			1
750.1228	Witness - Retaliate Against	10 ATTEMPTS	157	61	17	50	29	
750.123	Bribery - Public Officer for Nonperformance of Duty	MISD ATTEMPTS	13	1	4	3	5	
750.125	Bribery - Agents, Servants, Employees	MISD ATTEMPTS	4		1	2	1	
750.131	Check - Non-Sufficient Funds	2 ATTEMPTS	3	1		2		
750.1313A1	Check - Non-Sufficient Funds, Less than \$100	MISD ATTEMPTS	1	1				
750.1313B1	Check - Non-Sufficient Funds, \$100 - <\$500	1 ATTEMPTS	26	5	4	11	6	
750.1313B2	Check - Non-Sufficient Funds, \$100 - <\$500 - 3rd+ Offense	2 ATTEMPTS	4	12	2	2	2	
750.1313C	Check - Non-Sufficient Funds, \$500 or more	2 ATTEMPTS	4		1		3	
750.131A	Check - No Account or Non-Sufficient Funds	2 ATTEMPTS	6	3	1	1	1	
750.131A1	Check - No Account	2 ATTEMPTS	2	2				
			1			1		
			1			1		
			4		4			
			36		10	12	13	1
			2			1	1	
			2	1			1	
			87	11	16	34	25	1
			3		1	1		1
			1		1			
			249	24	75	87	55	8
			27		9	9	9	

NOTE: Be sure to check for related offense codes when examining a particular type of crime. They may or may not be in sequential order or even on the same page. Offenders may have multiple dispositions.

A2

2011 Criminal Court Dispositions by Offense and Type of Disposition — All Offenses

Page 13 of 33

			DISPOSITIONS					
Compiled Laws	Offense	Max. Penalty	Total	Prison ¹	Jail	Jail/ Probation ²	Probation ²	Other ³
GRAND TOTAL			75,690	18,397	16,133	23,779	16,594	787
%				24%	21%	32%	22%	1%
VIOLATIONS			68,945	17,886	14,584	21,718	14,049	708
ATTEMPTS			6,745	511	1,549	2,061	2,545	79
750.131A2	Check - Non-Sufficient Funds, Three w/in 10 days	2 ATTEMPTS	74	15	20	22	16	1
750.135	Children - Abandonment	10 ATTEMPTS	1			1		
750.136B	Child Abuse	15 ATTEMPTS	1				1	
750.136B2	Child Abuse - 1st Degree	15 ATTEMPTS	22	16		3	3	
750.136B3	Child Abuse - 2nd Degree	4 ATTEMPTS	1		1			
750.136B3	Child Abuse - 2nd Degree	4 ATTEMPTS	78	17	13	33	15	
750.136B4	Child Abuse - 3rd Degree	2 ATTEMPTS	8	1	1	3	3	
750.136B4	Child Abuse - 3rd Degree	2 ATTEMPTS	82	5	12	37	27	1
750.136B5	Child Abuse - 4th Degree	1 ATTEMPTS	6			2	4	
750.136B5	Child Abuse - 4th Degree	1 ATTEMPTS	56		11	15	30	
750.141a	Furnish Alcoholic Beverage to Minors	MISD ATTEMPTS	1			1		
750.142	Children - Furnish Obscenity to Minors	MISD ATTEMPTS	1		1			
750.145	Children - Contribute to Delinquency	MISD ATTEMPTS	36		20	7	8	1
750.145A-A	Children - Accost for Immoral Purposes	4 ATTEMPTS	1		1			
750.145A-A	Children - Accost for Immoral Purposes	4 ATTEMPTS	77	34	9	24	10	
750.145C	Child Sexually Abusive Activity	20 ATTEMPTS	9	2	4	3		
750.145C	Child Sexually Abusive Activity	20 ATTEMPTS	1	1				
750.145C2	Child Sexually Abusive Activity	20 ATTEMPTS	52	48		3	1	
750.145C3	Child Sexually Abusive Activity, Promote or Distribute	7 ATTEMPTS	22	5		13	4	
750.145C4-A	Child Sexually Abusive Material, Possess	4 ATTEMPTS	159	66	14	50	28	1
750.145C4-A	Child Sexually Abusive Material, Possess	4 ATTEMPTS	10		1	6	3	
750.145D2A	Computer/Internet - Communicate w/ Other to Commit Crime	1 ATTEMPTS	3		3			
750.145D2B	Computer/Internet - Plan Crime w/ Other, Max 1 - <2 yrs	2 ATTEMPTS	1			1		
750.145D2C	Computer/Internet - Plan Crime w/ Other, Max 2 - <4 yrs	4 ATTEMPTS	4	2	1			1
750.145D2D	Computer/Internet - Plan Crime w/ Other, Max 4 - <10 yrs	10 ATTEMPTS	9	5		2	2	
750.145N1	Vulnerable Adult Abuse - 1st Degree	15 ATTEMPTS	2			2		
750.145N2	Vulnerable Adult Abuse - 2nd Degree	4 ATTEMPTS	6	1		4	1	
750.145N3	Vulnerable Adult Abuse - 3rd Degree	2 ATTEMPTS	1			1		
750.145N3	Vulnerable Adult Abuse - 3rd Degree	2 ATTEMPTS	6			4	1	1
750.145N4	Vulnerable Adult Abuse - 4th Degree	1 ATTEMPTS	1				1	
750.147B	Ethnic Intimidation	2 ATTEMPTS	11	1	4	2	4	
750.147B	Ethnic Intimidation	2 ATTEMPTS	2			1	1	

NOTE: Be sure to check for related offense codes when examining a particular type of crime. They may or may not be in sequential order or even on the same page. Offenders may have multiple dispositions.

A2

2011 Criminal Court Dispositions by Offense and Type of Disposition — All Offenses

Page 14 of 33

			DISPOSITIONS					
Compiled Laws	Offense	Max. Penalty	Total	Prison ¹	Jail	Jail/ Probation ²	Probation ²	Other ³
GRAND TOTAL			75,690	18,397	16,133	23,779	16,594	787
%				24%	21%	32%	22%	1%
VIOLATIONS			68,945	17,886	14,584	21,718	14,049	708
ATTEMPTS			6,745	511	1,549	2,061	2,545	79
750.150	Children - Concealing Death of Infant Child	MISD ATTEMPTS	1		1			
750.157A	Compounding Offenses	5 ATTEMPTS	21	10	2	2	7	
750.157AB	Conspiracy - Gamble Illegally	5 ATTEMPTS	1				1	
750.157B2	Homicide - Solicitation of Murder	LIFE ATTEMPTS	4	3		1		
750.157C	Minors - Induce to Commit Felony	VAR ATTEMPTS	3	1	1	1		
750.157N1	Financial Transaction Device - Steal/Retain w/o Consent	4 ATTEMPTS	1,038	131	277	370	254	6
750.157N2	Financial Transaction Device - Possess Fraudulent One	4 ATTEMPTS	72	1	17	32	22	
750.157P	Financial Transaction Device - Possess w/ Intent to Use/Sell	4 ATTEMPTS	99	18	16	28	37	
750.157Q	Financial Transaction Device - Illegal Sale/Use	4 ATTEMPTS	3		1	1	1	
750.157R	Financial Transaction Device - Forge/Alter/Counterfeit	4 ATTEMPTS	139	11	35	43	49	1
750.157S	Financial Transaction Device - Use Revoked/Cancelled	2 ATTEMPTS	21	2	11	7	1	
750.157S1B1	Financial Transaction Device - Use Revoked/Cancelled, \$100- <\$500	4 ATTEMPTS	351	56	86	125	83	1
750.157S1B2	Financial Transaction Device - Illegal Use \$100 - <\$500 - 3rd+ Ofns	4 ATTEMPTS	41	2	14	18	6	1
750.157U	Financial Transaction Device - Overcharge	4 ATTEMPTS	12	10		2		
750.157V	Financial Transaction Device - False ID	2 ATTEMPTS	2				2	
750.157W1B1	Financial Trans. Device - Fraud Withdraw/ Transfer, \$200 - <\$1K	1 ATTEMPTS	1		1			
750.157W1C1	Financial Trans. Device - Fraud Withdraw/ Transfer, \$1K - <\$20K	2 ATTEMPTS			1			
750.157W1D1	Financial Trans. Device - Fraud Withdraw/ Transfer, \$20K or More	4 ATTEMPTS	1				2	
750.158	Sodomy	15 ATTEMPTS	4	2	2		2	
750.15911	Criminal Enterprise - Conduct	20 ATTEMPTS	8	4		4	2	
750.15912	Criminal Enterprise - Acquire/Maintain	20 ATTEMPTS	1	1			2	
750.15913	Criminal Enterprise - Racketeering Proceeds	20 ATTEMPTS	1	1				
750.15914-A	Criminal Enterprise - Conspiracy	20 ATTEMPTS	2			2		
750.160	Dead Bodies - Disinterment and Mutilation	10 ATTEMPTS	3	2			1	
			8	8				

NOTE: Be sure to check for related offense codes when examining a particular type of crime. They may or may not be in sequential order or even on the same page. Offenders may have multiple dispositions.

2011 Criminal Court Dispositions by Offense and Type of Disposition — All Offenses

			DISPOSITIONS					
Compiled Laws	Offense	Max. Penalty	Total	Prison ¹	Jail	Jail/ Probation ²	Probation ²	Other ³
GRAND TOTAL			75,690	18,397	16,133	23,779	16,594	787
%				24%	21%	32%	22%	1%
VIOLATIONS			68,945	17,886	14,584	21,718	14,049	708
ATTEMPTS			6,745	511	1,549	2,061	2,545	79
750.161	Desertion/Abandon/Non-Support	3	11	2	3	2	4	
	ATTEMPTS		4	1	1		2	
750.165	Child Support - Fail to Pay	4	1,105	55	161	352	533	4
	ATTEMPTS		121	1	18	38	64	
750.167	Disorderly Person	MISD	6		3	2	1	
	ATTEMPTS							
750.1671A	Disorderly Person - Non-Support	MISD	17		5	1	8	3
	ATTEMPTS		1				1	
750.1671C	Disorderly Person - Window Peeper	MISD	2		2			
	ATTEMPTS							
750.1671DB	Disorderly Person - Illegal Occupation	MISD	3		2	1		
	ATTEMPTS							
750.1671E	Disorderly Person - Drunk	MISD	32		16	11	2	3
	ATTEMPTS							
750.1671F	Disorderly Person - Obscene Conduct	MISD	14		5	1	7	1
	ATTEMPTS							
750.1671J	Disorderly Person - Loitering about Illegal Business	MISD	7		4		1	2
	ATTEMPTS							
750.1671L	Disorderly Person - Jostling	MISD	9		2	2	4	1
	ATTEMPTS							
750.170	Disturbing the Peace	MISD	51		26	13	9	3
	ATTEMPTS							
750.174-B	Embezzlement - Agent or Trustee, Over \$100	10	1					1
	ATTEMPTS							
750.1742	Embezzlement - Less Than \$200	MISD	5		3	1	1	
	ATTEMPTS		1		1			
750.1743A	Embezzle - Agent or Trustee \$200 - <\$1K	1	41		13	9	15	4
	ATTEMPTS							
750.1743B	Embezzlement - <\$200 - 2nd Offense	MISD	1		1			
	ATTEMPTS							
750.1744A	Embezzle - Agent or Trustee, \$1K - <\$20K	5	265	13	23	117	109	3
	ATTEMPTS		51	1	9	25	16	
750.1744B	Embezzle - Agent or Trustee, \$200 - <\$1K - 2nd+ Offense	5	2			2		
	ATTEMPTS							
750.1744C	Embezzle - \$200 - <\$1K from Non-Profit or Charity	5	2			1	1	
	ATTEMPTS							
750.1745A	Embezzle - Agent or Trustee, \$20K - <\$50K	10	50	8	9	15	18	
	ATTEMPTS		6	2	1		3	
750.1745C	Embezzle - \$1K - <\$20K from Non-Profit or Charity	10	22	1	1	8	12	
	ATTEMPTS		2			1	1	
750.1746	Embezzle - \$50K - <\$100K	15	29	8	2	11	8	
	ATTEMPTS		1			1		
750.1747	Embezzlement - \$100K or More	15	21	12		4	5	
	ATTEMPTS							
750.174A	Embezzlement - From Vulnerable Adult	10	1		1			
	ATTEMPTS							
750.174A2	Embezzlement - From Vulnerable Adult, Less than \$200	MISD	1		1			
	ATTEMPTS							

NOTE: Be sure to check for related offense codes when examining a particular type of crime. They may or may not be in sequential order or even on the same page. Offenders may have multiple dispositions.

A2

2011 Criminal Court Dispositions by Offense and Type of Disposition — All Offenses

Page 16 of 33

			DISPOSITIONS					
Compiled Laws	Offense	Max. Penalty	Total	Prison ¹	Jail	Jail/ Probation ²	Probation ²	Other ³
	GRAND TOTAL		75,690	18,397	16,133	23,779	16,594	787
	%			24%	21%	32%	22%	1%
	VIOLATIONS		68,945	17,886	14,584	21,718	14,049	708
	ATTEMPTS		6,745	511	1,549	2,061	2,545	79
750.174A3A	Embezzlement - From Vulnerable Adult, \$200 - <\$1K	1 ATTEMPTS	6		1	2	3	
750.174A4A	Embezzlement - From Vulnerable Adult, \$1K - <\$20K	5 ATTEMPTS	42 8	5	10	19 7	7 1	1
750.174A5A	Embezzlement - From Vulnerable Adult, \$20K or More	10 ATTEMPTS	10 2	2		3 1	5 1	
750.175	Embezzle - Public Official, Over \$50	10 ATTEMPTS	39	21	3	8	7	
750.180	Embezzle - Financial Institutions	20 ATTEMPTS	5 1			5		1
750.1814A	Embezzle - Jointly Held Property, \$1K - <\$20K	5 ATTEMPTS	1	1				
750.1815A	Embezzle - Jointly Held Property \$20K or More	10 ATTEMPTS	2				2	
750.183B	Escape - Aiding Prisoner - Misdemeanor	MISD ATTEMPTS	1			1		
750.186A	Escape - Juvenile Facility	4 ATTEMPTS	4 1	1	3 1			
750.193	Escape - Prison	5 ATTEMPTS	1 1	1 1				
750.1951	Escape - From Misdemeanor Jail Sentence	2 ATTEMPTS	4		4			
750.1952	Escape - From Felony Jail Sentence	4 ATTEMPTS	8 4	3 2	4 2	1		
750.1971	Escape - Awaiting Trial for Misdemeanor	2 ATTEMPTS	3		2	1		
750.1972	Escape - Awaiting Trial for Felony	4 ATTEMPTS	6 4	2	1 2	2 2	1	
750.197A	Escape - Lawful Custody	1 ATTEMPTS	14		8	3	3	
750.197C-A	Assault of Prison Employee	4 ATTEMPTS	123 11	91 7	16 3	11 1	4	1
750.197C-B	Escape - From Jail Through Violence	4 ATTEMPTS	2	1	1			
750.1992	Harboring Misdemeanants	MISD ATTEMPTS	1		1			
750.1993	Harboring Felons	4 ATTEMPTS	9 5	1	1 1	4 2	3 2	
750.199A	Bond - Abscond or Forfeit	4 ATTEMPTS	72 21	27 1	22 10	18 7	5 3	
750.200I1D	Harmful Devices - Unlawful Possession/ Use, Cause Serious Injury	LIFE ATTEMPTS	1	1				
750.200J1A-A	Harmful Devices - Imitation - Unlawful Possession or Use	5 ATTEMPTS	2		1	1		
750.200L	Harmful Substance/Device - Person Falsely Exposed	5 ATTEMPTS	1		1			
750.204A	Explosives - Send w/ Intent to Frighten	5 ATTEMPTS	1			1		

NOTE: Be sure to check for related offense codes when examining a particular type of crime. They may or may not be in sequential order or even on the same page. Offenders may have multiple dispositions.

A2

2011 Criminal Court Dispositions by Offense and Type of Disposition — All Offenses

Page 17 of 33

			DISPOSITIONS					
Compiled Laws	Offense	Max. Penalty	Total	Prison ¹	Jail	Jail/ Probation ²	Probation ²	Other ³
GRAND TOTAL			75,690	18,397	16,133	23,779	16,594	787
%				24%	21%	32%	22%	1%
VIOLATIONS			68,945	17,886	14,584	21,718	14,049	708
ATTEMPTS			6,745	511	1,549	2,061	2,545	79
750.2072A	Explosives - Place Near Property	15	2	2				
ATTEMPTS								
750.2072B	Explosives - Place Near Property	20	10	10				
Cause Property Damage								
ATTEMPTS								
750.2091A	Explosives - Place w/ Intent to	15	1	1				
Injure								
ATTEMPTS								
750.2102A	Explosives - Possess Bomb w/	15	2	2				
Unlawful Intent								
ATTEMPTS								
750.211A2A	Explosives - Mfg/Possess Explosive/	15	4	4				
Other w/ Malicious Intent								
ATTEMPTS								
750.211A2A-A	Explosives - Mfg/Possess Molotov	4	3			3		
Cocktail								
ATTEMPTS			1		1			
750.211A2B	Explosives - Mfg/Possess Molotov	20	2	2				
Cocktail/Other w/ Prop. Damage								
ATTEMPTS								
750.211A2C	Explosives - Mfg/Possess Molotov	25	1	1				
Cocktail/Other w/ Physical Injury								
ATTEMPTS								
750.213	Extortion	20	28	24	1		3	
ATTEMPTS			9	1	1	6	1	
750.2153	Impersonate Peace Officer to	4	5	3		2		
Commit Crime								
ATTEMPTS								
750.217	Obstruct Officer By Disguise	1	2		1			1
ATTEMPTS								
750.217D	False Personation - Health Professional	15	2	1		1		
ATTEMPTS								
750.217F	Impersonate Firefighter/	2	1	1				
Emergency Medical Personnel								
ATTEMPTS								
750.218	False Pretenses w/ Intent to	10	1		1			
Defraud								
ATTEMPTS								
750.218-B	False Pretenses - Over \$100	10	3	1	2			
ATTEMPTS			2		2			
750.2183	False Pretenses - Less Than \$200	MISD	7		1	2	3	1
ATTEMPTS								
750.2183A	False Pretenses - \$200 - <\$1K	1	79	1	23	19	30	6
ATTEMPTS								
750.2184A	False Pretenses - \$1K - <\$20K	5	201	46	20	82	53	
ATTEMPTS			15	1	3	7	4	
750.2184B	False Pretenses - \$200 - <\$1K -	5	2	1	1			
2nd+ Offense								
ATTEMPTS								
750.2185A	False Pretenses - \$20K or More	10	60	11	8	16	25	
ATTEMPTS			7		2	1	4	
750.219	False Statements - Financial	MISD	4		2		1	1
Condition								
ATTEMPTS								
750.219E	Financial Institution - Unauthorized	4	5			1	4	
Credit Application								
ATTEMPTS								
750.219F	Financial Institution - Forward	4	1				1	
Unauthorized Credit App								
ATTEMPTS								
750.220	False Statement - Credit Application	MISD	1		1			
ATTEMPTS								

NOTE: Be sure to check for related offense codes when examining a particular type of crime. They may or may not be in sequential order or even on the same page. Offenders may have multiple dispositions.

A2

2011 Criminal Court Dispositions by Offense and Type of Disposition — All Offenses

Page 18 of 33

			DISPOSITIONS					
Compiled Laws	Offense	Max. Penalty	Total	Prison ¹	Jail	Jail/ Probation ²	Probation ²	Other ³
	GRAND TOTAL		75,690	18,397	16,133	23,779	16,594	787
	%			24%	21%	32%	22%	1%
	VIOLATIONS		68,945	17,886	14,584	21,718	14,049	708
	ATTEMPTS		6,745	511	1,549	2,061	2,545	79
750.224	Weapons - Dangerous Weapon, Sale/Possess	5 ATTEMPTS	1			1		
750.2241-A	Weapons - Dangerous Weapon, Misc.	5 ATTEMPTS	77	3	23	24	27	
750.2241-B	Weapons - Dangerous Weapon, Gas Ejecting Device	5 ATTEMPTS	15		2	3	10	
750.224A	Weapons - Taser, Possession or Sale Taser	4 ATTEMPTS	1				1	
750.224B	Weapons - Firearms, Short-Barrel Shotgun/Rifle	5 ATTEMPTS	35	3	9	9	14	
750.224D2	Weapons - Dangerous Weapon, Self-Defense Spray	2 ATTEMPTS	14		4	1	8	1
750.224F	Weapons - Firearms, Possession by Felon	5 ATTEMPTS	69	25	8	17	18	1
750.226	Weapons - Dangerous Weapon, Carry w/ Unlawful Intent	5 ATTEMPTS	4		2		2	
750.226A	Weapons - Switchblade, Possession or Sale	1 ATTEMPTS	2			1	1	
750.227	Weapons - Carry Concealed	5 ATTEMPTS	2			1	1	
750.227A	Weapons - Firearms - Unlawful Possession by Security Guard	4 ATTEMPTS	924	470	121	145	169	19
750.227B	Weapons - Felony Firearm	10 ATTEMPTS	27	1	4	13	7	2
750.227B-A	Weapons - Felony Firearm	2 ATTEMPTS	112	48	13	34	16	1
750.227B-B	Weapons - Felony Firearm - 2nd Offense	5 ATTEMPTS	33		15	10	6	2
750.227B-C	Weapons - Felony Firearm - 3rd Offense	10 ATTEMPTS	1			1		
750.227C	Weapons - Firearms, Possess Loaded in Vehicle	2 ATTEMPTS	1,305	288	247	353	406	11
750.227D	Weapons - Firearms, Improper Possession in Vehicle	MISD ATTEMPTS	736	7	95	73	554	7
750.227G9A	Weapons - Body Armor - Possess/Use by Violent Felon	4 ATTEMPTS	1				1	
750.230	Weapons - Firearms, Alter ID Marks	2 ATTEMPTS	2	2				
750.232A1	Weapons - Firearms - Purchasing w/o License	MISD ATTEMPTS	1,707	1,599	5	5	87	11
750.232A3	Weapons - Firearms, False Application	4 ATTEMPTS	7		1	2	3	1
750.233	Weapons - Firearms, Aim w/o Malice	MISD ATTEMPTS	125	125				
750.234	Weapons - Firearms, Discharge/Aim w/o Malice and Injury	1 ATTEMPTS	6	6				
750.234A	Weapons - Firearms, Discharge from Vehicle	4 ATTEMPTS	45	5	7	16	13	4
			15		4	4	7	
			14		7	2	4	1
			3		1	2		
			8		1	4	3	
			1					1
			38		3	4	31	
			1				1	
			1				1	
			8			1	6	1
			4			1	2	1
			21	15	2	2	1	1

NOTE: Be sure to check for related offense codes when examining a particular type of crime. They may or may not be in sequential order or even on the same page. Offenders may have multiple dispositions.

A2

2011 Criminal Court Dispositions by Offense and Type of Disposition — All Offenses

Page 19 of 33

			DISPOSITIONS					
Compiled Laws	Offense	Max. Penalty	Total	Prison ¹	Jail	Jail/ Probation ²	Probation ²	Other ³
		GRAND TOTAL	75,690	18,397	16,133	23,779	16,594	787
		%		24%	21%	32%	22%	1%
		VIOLATIONS	68,945	17,886	14,584	21,718	14,049	708
		ATTEMPTS	6,745	511	1,549	2,061	2,545	79
750.234B	Weapons - Firearms, Discharge in/at Bldg.	4 ATTEMPTS	62	39	2	13	7	1
			8			7	1	
750.234D	Weapons - Firearms, Possess on Restricted Premises	MISD ATTEMPTS	1				1	
750.234E	Weapons - Firearms - Brandishing in Public	MISD ATTEMPTS	34		3	4	25	2
750.234F	Weapons - Firearms - Possession by Minor in Public	MISD ATTEMPTS	1		1			
750.235	Weapons - Firearms, Discharge/Aim w/o Malice but w/ Injury	1 ATTEMPTS	1		1			
750.237	Weapons - Firearms - Under the Influence Causing Serious Impairment	5 ATTEMPTS	31		14	9	8	
750.2373	Weapons - Firearms, Discharge OUIL Cause Impairment	5 ATTEMPTS	1	1				
750.237A1	Weapon - Free School Zones, General Felony Violations	5 ATTEMPTS	2		1		1	
750.237A2	Weapon - Free School Zones, General Misdemeanor	MISD ATTEMPTS	5		1	2	2	
750.243A	Fireworks - Possession	MISD ATTEMPTS	1			1		
750.248	Forgery	14 ATTEMPTS	244	50	47	78	69	
			21	3	5	10	3	
750.248A	Financial Transaction Device - Utter & Publish	4 ATTEMPTS	12		1	5	6	
			4		3	1		
750.249	Utter & Publish	14 ATTEMPTS	1,583	313	374	492	395	9
			318	20	90	93	109	6
750.249A	Financial Transaction Device - Forgery	4 ATTEMPTS	1		1			
750.250	Forge State Warrant	7 ATTEMPTS	6		3	3		
750.252	Utter & Publish - Possess Counterfeit Note w/ Intent	7 ATTEMPTS	4		1	2	1	
			1				1	
750.253	Utter & Publish - Counterfeit Bills/Notes	5 ATTEMPTS	68	7	21	25	15	
			7		4		3	
750.254	Utter & Publish - Possess Counterfeit Bank/State/Bills	5 ATTEMPTS	8	4	4			
750.255	Counterfeiting - Possess Tools	10 ATTEMPTS	3	1	1	1		
750.260	Counterfeiting - Coins/Possess 5 or more	LIFE ATTEMPTS	4	1	1		2	
750.261	Counterfeiting - Coins/Possess Less than 5	10 ATTEMPTS	6	1			5	
			3		1	1	1	
750.264	Counterfeiting - Possession of Counterfeit Marks	MISD ATTEMPTS	1				1	
750.273	Fraud - Obtain Signature to Financial Document	10 ATTEMPTS	1	1				
750.280	Fraud - Common Law	10 ATTEMPTS	2	2				
			1			1		

NOTE: Be sure to check for related offense codes when examining a particular type of crime. They may or may not be in sequential order or even on the same page. Offenders may have multiple dispositions.

A2

2011 Criminal Court Dispositions by Offense and Type of Disposition — All Offenses

Page 20 of 33

				DISPOSITIONS					
Compiled Laws		Offense	Max. Penalty	Total	Prison ¹	Jail	Jail/ Probation ²	Probation ²	Other ³
GRAND TOTAL				75,690	18,397	16,133	23,779	16,594	787
%					24%	21%	32%	22%	1%
VIOLATIONS				68,945	17,886	14,584	21,718	14,049	708
ATTEMPTS				6,745	511	1,549	2,061	2,545	79
750.282	Public Utility - Fraudulent Use		4	1				1	
ATTEMPTS									
750.282-B	Public Utility - Fraudulent Use, Over \$500		4	2				2	
ATTEMPTS				1				1	
750.282B	Public Utility - Fraudulent Use, Over \$500		4	16	1	1	5	9	
ATTEMPTS									
750.285	Obtain Personal Identity Info w/o Permission		5	5	2	3			
ATTEMPTS									
750.292	Innkeeper - Defrauding		4	2		1	1		
ATTEMPTS									
750.300A1A	Food Stamps - Fraud, \$250 or Less		10	1			1		
ATTEMPTS									
750.300A1B	Food Stamps - Fraud, Greater than \$250-<\$1K		5	4		1	2	1	
ATTEMPTS				15		3	3	8	1
750.300A1C	Food Stamps - Fraud Over \$1K		10	7		1	3	2	1
ATTEMPTS				19			10	9	
750.301	Gambling - Take Bets		1	1		1			
ATTEMPTS									
750.303-A	Gambling House - Maintain for Gain		2	3				1	2
ATTEMPTS									
750.314-B	Gambling - Winning More Than \$50 at Cards/Dice	MISD		1					1
ATTEMPTS									
750.316	Homicide	LIFE		8	8				
ATTEMPTS									
750.316-A	Homicide - Murder 1st Degree, Premeditated	LIFE		77	77				
ATTEMPTS									
750.316-B	Homicide - Felony Murder	LIFE		33	33				
ATTEMPTS									
750.316-C	Homicide - Open Murder, Statutory Short Form	LIFE		14	14				
ATTEMPTS									
750.316-D	Homicide - Murder of Peace/ Corrections Officer	LIFE		1	1				
ATTEMPTS				1		1			
750.317	Homicide - Murder 2nd Degree	LIFE		160	160				
ATTEMPTS									
750.317A	Deliver Controlled Substance Cause Death	LIFE		12	11		1		
ATTEMPTS				1	1				
750.321	Homicide - Manslaughter		15	8	7		1		
ATTEMPTS									
750.321-A	Homicide - Manslaughter, Statutory Short Form		15	25	20		4	1	
ATTEMPTS				1	1				
750.321-C	Homicide - Manslaughter, Involuntary		15	18	16			2	
ATTEMPTS									
750.321-E	Homicide - Manslaughter w/ Motor Vehicle		15	17	13		3	1	
ATTEMPTS				2	2				
750.324	Homicide - Negligent Homicide		2	51	4	2	25	20	
ATTEMPTS				7		1	2	4	
750.329	Homicide - Manslaughter, Death w/ Weapon, Aim w/o Malice		15	3	2		1		
ATTEMPTS									

NOTE: Be sure to check for related offense codes when examining a particular type of crime. They may or may not be in sequential order or even on the same page. Offenders may have multiple dispositions.

A2

2011 Criminal Court Dispositions by Offense and Type of Disposition — All Offenses

Page 21 of 33

			DISPOSITIONS					
Compiled Laws	Offense	Max. Penalty	Total	Prison ¹	Jail	Jail/ Probation ²	Probation ²	Other ³
GRAND TOTAL			75,690	18,397	16,133	23,779	16,594	787
%				24%	21%	32%	22%	1%
VIOLATIONS			68,945	17,886	14,584	21,718	14,049	708
ATTEMPTS			6,745	511	1,549	2,061	2,545	79
750.335A	Indecent Exposure (Sexually Delinquent Person)	1 ATTEMPTS	26	1	15	7	3	
750.335A2B	Aggravated Indecent Exposure	2 ATTEMPTS	92	19	20	36	16	1
750.335A2C	Indecent Exposure by Sexually Delinquent Person	LIFE ATTEMPTS	19	14	1	2	2	
750.337	Indecent Language	Misd ATTEMPTS	1			1	1	
750.338	Gross Indecency Between Males, Commit/Procure	5 ATTEMPTS	8	3	2	2	1	
750.338B	Gross Indecency Between Male & Female, Commit/Procure	5 ATTEMPTS	4			3		1
750.349	Kidnapping	LIFE ATTEMPTS	31	8	4	12	7	
750.349A	Prisoner Taking Hostage	LIFE ATTEMPTS	3		2	1		
750.349B	Unlawful Imprisonment	15 ATTEMPTS	41	40		1		
750.350	Kidnapping - Child Enticement	LIFE ATTEMPTS	1	1				
750.350A1	Kidnapping - Custodial Interference	1 ATTEMPTS	77	70	1	2	4	
750.352	Molest/Disturb Workers	MISD ATTEMPTS	14	6	1	7		
750.356	Larceny	10 ATTEMPTS	2	2				
750.356-A	Larceny - Over \$100 (obsolete)	5 ATTEMPTS	15		7	3	5	
750.3562A	Larceny - \$20K or More	10 ATTEMPTS	1		1		1	
750.3563A	Larceny - \$1K - <\$20K	5 ATTEMPTS	2		1		1	
750.3563B	Larceny - \$200 - <\$1K - 2nd+ Offense	5 ATTEMPTS	23	9	5	5	4	
750.3564A	Larceny - \$200 - < \$1K	1 ATTEMPTS	4		2	2		
750.3564B	Larceny - Less Than \$1K - 2nd+ Offense	MISD ATTEMPTS	343	83	54	147	58	1
750.3565	Larceny - Less Than \$200	MISD ATTEMPTS	59	3	17	27	12	
750.356A	Larceny - From Motor Vehicle	10 ATTEMPTS	15	6	2	6	1	
750.356A1	Larceny - From Motor Vehicle	5 ATTEMPTS	202		72	56	68	6
750.356A2A	Breaking & Entering - Vehicle/Semi-Trailer/House Trailer, <\$200	MISD ATTEMPTS	2		1	1		
750.356A2B1	Breaking & Entering - Vehicle/Semi-Trailer/House Trailer, \$200 - <\$1K	1 ATTEMPTS	2				2	
			75		46	15	13	1
			2		1			1
			16	2	3	6	5	
			8	1	2	1	4	
			966	148	203	405	209	1
			93	5	28	29	31	
			115		55	33	24	3
			2			2		
			24		12	5	6	1

NOTE: Be sure to check for related offense codes when examining a particular type of crime. They may or may not be in sequential order or even on the same page. Offenders may have multiple dispositions.

A2

2011 Criminal Court Dispositions by Offense and Type of Disposition — All Offenses

Page 22 of 33

			DISPOSITIONS					
Compiled Laws	Offense	Max. Penalty	Total	Prison ¹	Jail	Jail/ Probation ²	Probation ²	Other ³
	GRAND TOTAL		75,690	18,397	16,133	23,779	16,594	787
	%			24%	21%	32%	22%	1%
	VIOLATIONS		68,945	17,886	14,584	21,718	14,049	708
	ATTEMPTS		6,745	511	1,549	2,061	2,545	79
750.356A2C1	Breaking & Entering - Vehicle/Semi-Trailer/House Trailer, \$1K - <\$20K	5 ATTEMPTS	37	9	8	15	5	
750.356A2C2	Breaking & Entering - Vehicle/Semi-Trailer/House Trailer, \$200-<\$1K - 2nd+Ofns	5 ATTEMPTS	2	1			1	
750.356A2D1	Breaking & Entering - Vehicle/Semi-Trailer/House Trailer, \$20K or More	10 ATTEMPTS	2	1		1		
750.356A3	Breaking & Entering - Vehicle Semi-Trailer/House Trailer, w/ Damage	5 ATTEMPTS	290	64	73	100	52	1
750.356B	Breaking & Entering - Coin Telephone	4 ATTEMPTS	30	2	10	7	11	
750.356C	Retail Fraud - 1st Degree	5 ATTEMPTS	1		1			
750.356D	Retail Fraud - 2nd Degree	1 ATTEMPTS	1,040	311	259	325	137	8
750.356D4	Retail Fraud - 3rd Degree	MISD ATTEMPTS	46	2	18	11	15	
750.357	Larceny from Person	10 ATTEMPTS	128	1	61	30	32	4
750.357B	Weapons - Firearms - Larceny	5 ATTEMPTS	83	3	41	21	17	1
750.359	Larceny - From Vacant Building	MISD ATTEMPTS	2		1		1	
750.360	Larceny in Building	4 ATTEMPTS	367	95	72	128	72	
750.360A2A	Theft Detection Device - Deactivate/Remove	MISD ATTEMPTS	61	12	19	20	10	
750.360A2B	Theft Detection Device - Deactivate/Remove - 2nd Offense	4 ATTEMPTS	142	54	15	47	25	1
750.362	Larceny by Conversion	10 ATTEMPTS	7		1	4	2	
750.3622A	Larceny by Conversion, \$20K or More	10 ATTEMPTS	7		2	1	4	
750.3622B	Larceny by Conversion, \$1K - <\$20K - 3rd+ Offense	10 ATTEMPTS	2,153	329	516	865	433	10
750.3623A	Larceny by Conversion, \$1K - <\$20K	5 ATTEMPTS	457	10	133	231	79	4
750.3623B	Larceny by Conversion, \$200 - <\$1K - 2nd+ Offense	5 ATTEMPTS	8		8			
750.3624A	Larceny by False Personation, \$200 - <\$1K	MISD ATTEMPTS	2		1		1	
750.3625	Larceny by Conversion, Less than \$200	MISD ATTEMPTS	1				1	
750.362A2A	Fail to Return Rented Property, \$20K or More	10 ATTEMPTS	10	2	1	5	2	
750.362A3A	Fail to Return Rented Property, \$1K - <\$20K	5 ATTEMPTS	1	1				
750.362A4A	Failure to Return Rented Property - 1 Year Misd.	MISD ATTEMPTS	99	28	11	34	24	2
			4	2	2	1	1	
			17	5	7	7	5	2
			3	1	1	1	1	
			7		2	2	3	2

NOTE: Be sure to check for related offense codes when examining a particular type of crime. They may or may not be in sequential order or even on the same page. Offenders may have multiple dispositions.

A2

2011 Criminal Court Dispositions by Offense and Type of Disposition — All Offenses

Page 23 of 33

			DISPOSITIONS					
Compiled Laws	Offense	Max. Penalty	Total	Prison ¹	Jail	Jail/ Probation ²	Probation ²	Other ³
GRAND TOTAL			75,690	18,397	16,133	23,779	16,594	787
%				24%	21%	32%	22%	1%
VIOLATIONS			68,945	17,886	14,584	21,718	14,049	708
ATTEMPTS			6,745	511	1,549	2,061	2,545	79
750.362A5	Failure to Return Rented Property - 93 Day Misd.	MISD ATTEMPTS	1		1			
750.362AA	Fail to Return Rented Property, Over \$100 (Obsolete)	2 ATTEMPTS	1			1		
750.3633A	Larceny by False Personation, \$1K - <\$20K	5 ATTEMPTS	3 2	3 1				
750.3634A	Larceny by False Personation, \$200 - <\$1K	MISD ATTEMPTS	1		1			
750.377A	Malicious Destruction Pers. Prop.	10 ATTEMPTS	3		2	1		
750.377A1A1	Malicious Destruction Pers. Prop., \$20K Or More	10 ATTEMPTS	4	2		2		
750.377A1B1	Malicious Destruction Pers. Prop., \$1K - <\$20K	5 ATTEMPTS	251 25	31 4	48 7	93 9	77 5	2
750.377A1B2	Malicious Destruction Pers. Prop., \$200 - <\$1K - 2nd+ Offense	5 ATTEMPTS	6		1	1	4	
750.377A1C1	Malicious Destruction Pers. Prop., \$200 - <\$1K	1 ATTEMPTS	157 2		57 2	34	65	1
750.377A1D	Malicious Destruction Pers. Prop., Under \$200	MISD ATTEMPTS	77		31	24	19	3
750.377B	Malicious Destruction Fire/Police Property	4 ATTEMPTS	173 43	39 1	45 8	49 18	40 16	
750.377C	School Bus - Intentional Damage	5 ATTEMPTS	1 1				1 1	
750.379	Malicious Destruction of Prop., Bridges/Railroads/Locks	4 ATTEMPTS	1	1				
750.3802A	Malicious Destruction of Bldg., \$20K or More	10 ATTEMPTS	6	2		3	1	
750.3803A	Malicious Destruction of Bldg., \$1K - <\$20K	5 ATTEMPTS	96 7	18	18 1	32 3	28 3	
750.3803B	Malicious Destruction of Bldg., \$200 - <\$1K - 2nd+ Offense	5 ATTEMPTS	1			1		
750.3804A	Malicious Destruction of Bldg., \$200 - <\$1K	1 ATTEMPTS	56 2	2	19	16 1	17	2 1
750.3804B	Malicious Destruction of Bldg., <\$200 - 2nd Offense	MISD ATTEMPTS	1			1		
750.3805	Malicious Destruction of Bldg., <\$200	MISD ATTEMPTS	28	1	16	6	4	1
750.380A	Malicious Destruction of Bldg., Over \$100 (Obsolete)	4 ATTEMPTS	1			1		
750.381	Malicious Destruction of Bldg., Gates/Fences	MISD ATTEMPTS	1		1			
750.3821A	Malicious Destruction of Property - Trees, Shrubs, Crops, Grass, Soil	MISD ATTEMPTS	3		2	1		
750.3821B1	Mal. Destr. Trees/Shrubs/etc. \$200 - < \$1K	1 ATTEMPTS	3		1	1	1	
750.3821C1	Mal. Destr. Trees/Shrubs/etc. \$1K - <\$20K	5 ATTEMPTS	4	1	1	2		

NOTE: Be sure to check for related offense codes when examining a particular type of crime. They may or may not be in sequential order or even on the same page. Offenders may have multiple dispositions.

A2

2011 Criminal Court Dispositions by Offense and Type of Disposition — All Offenses

Page 24 of 33

				DISPOSITIONS					
		GRAND TOTAL	%	Total	Prison ¹	Jail	Jail/ Probation ²	Probation ²	Other ³
		VIOLATIONS		75,690	18,397	16,133	23,779	16,594	787
		ATTEMPTS		68,945	24%	21%	32%	22%	1%
Compiled Laws	Offense	Max. Penalty		6,745	17,886	14,584	21,718	14,049	708
					511	1,549	2,061	2,545	79
750.383A	Malicious Destruction of Prop., Utility Prop.	4 ATTEMPTS		37	8	2	11	16	
750.3872	Malicious Destruction of Tombs/ Memorials	10 ATTEMPTS		10		1	2	7	
750.3874A	Malicious Destruction of Tombs/ Memorials	MISD ATTEMPTS		1			1		
750.3875A	Malicious Destruction of Tombs/ Memorials, \$1K - <\$20K	5 ATTEMPTS		3			3		
750.3942C	Throw Objects at Trains/Cars, Causing Injury	4 ATTEMPTS		1		1			
750.411A1A	False Report of Misdemeanor	MISD ATTEMPTS		1			1		
750.411A1B	False Report of Felony	4 ATTEMPTS		30		7	4	13	6
750.411A2	False Bomb Threat	4 ATTEMPTS		1		1			
750.411A3A	False Report/Threat of Bomb/ Harmful Device	4 ATTEMPTS		169	21	35	58	55	
750.411H	Stalking	1 ATTEMPTS		55	4	12	18	20	1
750.411H2B	Stalking a Minor	4 ATTEMPTS		1		1			
750.411A3A	False Report/Threat of Bomb/ Harmful Device	4 ATTEMPTS		21	3	4	11	3	
750.411H	Stalking	1 ATTEMPTS		54		28	10	16	
750.411H2B	Stalking a Minor	5 ATTEMPTS		1				1	
750.411I	Stalking - Aggravated	5 ATTEMPTS		3				2	1
750.411L	Money Laundering - 4th Degree	2 ATTEMPTS		2		1	1		
750.411M	Money Laundering - 3rd Degree	5 ATTEMPTS		156	42	22	62	30	
750.411N	Money Laundering - 2nd Degree	10 ATTEMPTS		13	1	3	7	2	
750.411S2A	Unlawful Posting Message	2 ATTEMPTS		1				1	
750.411S2B	Unlawful Posting Message w/ Aggravating Circumstances	5 ATTEMPTS		2	1		1		
750.411U	Gang Membership - Assoc/Member Commit/Attempt Felony	20 ATTEMPTS		1	1				
750.411V1	Gang Recruitment	5 ATTEMPTS		1	1				
750.413	Motor Vehicle - Unlawful Drive Away	5 ATTEMPTS		12		6	5	1	
750.414	Motor Vehicle - Unlawful Use	2 ATTEMPTS		2			2		
750.414A	Motor Vehicle - Possess Master Key	MISD ATTEMPTS		1			1		
750.4152	Motor Vehicle - Conceal/Misrep. Identity to Mislead	4 ATTEMPTS		2	2				
750.4155	Motor Vehicle - Possess/Deliver - ID Plates or Labels	4 ATTEMPTS		1	1				
				694	209	153	214	117	1
				133	14	37	41	41	
				350	30	138	130	44	8
				17		9	5	3	
				6		1	2	3	
				16		4	4	8	
				1				1	

NOTE: Be sure to check for related offense codes when examining a particular type of crime. They may or may not be in sequential order or even on the same page. Offenders may have multiple dispositions.

A2

2011 Criminal Court Dispositions by Offense and Type of Disposition — All Offenses

Page 25 of 33

			DISPOSITIONS					
Compiled Laws	Offense	Max. Penalty	Total	Prison ¹	Jail	Jail/ Probation ²	Probation ²	Other ³
		GRAND TOTAL	75,690	18,397	16,133	23,779	16,594	787
		%		24%	21%	32%	22%	1%
		VIOLATIONS	68,945	17,886	14,584	21,718	14,049	708
		ATTEMPTS	6,745	511	1,549	2,061	2,545	79
750.4156	Motor Vehicle - Buy/Receive Part w/ ID Removed/Altered	10 ATTEMPTS	1			1		
750.422-A	Perjury - Court Proceeding, Capital Crime	LIFE ATTEMPTS	2	1			1	
750.422-B	Perjury - Court Proceeding	15 ATTEMPTS	5	2	2	1		
			3		1	2		
750.423	Perjury - Other Than Court Proceeding	15 ATTEMPTS	2			1	1	
			1			1		
750.424-B	Perjury - Subornation, Court Proceeding	15 ATTEMPTS	1	1				
750.425-A	Perjury - Incite/Procure, Other Than Court Proceeding	5 ATTEMPTS	2	2				
750.425-B	Perjury - Incite/Procure, Court Proceeding	5 ATTEMPTS	3		1	1	1	
750.4362A	Poisoning - Food/Drink/Medicine/ Water	15 ATTEMPTS	1		1			
750.439	Polygamy	4 ATTEMPTS	3		2		1	
			1				1	
750.448	Prostitution - Accost and Solicit	MISD ATTEMPTS	12		8	3	1	
750.451-D	Prostitution - 3rd+ Offense	2 ATTEMPTS	46	4	26	14	1	1
			1		1			
750.452	Prostitution - Keeping House of	5 ATTEMPTS	2				2	
750.455	Prostitution - Pandering	20 ATTEMPTS	3	3				
750.457	Prostitution - Accept Earnings	20 ATTEMPTS	1		1			
750.459	Prostitution - Transport Female (perhaps compel)	20 ATTEMPTS	2	2				
750.478	Public Officer - Wilfull Neglect of Duty	MISD ATTEMPTS	3			1	2	
750.478A2	Public Officer - Attempt to Obstruct Official Duties	2 ATTEMPTS	1			1		
750.479	Public Officer - Assault/Obstruct	20 ATTEMPTS	5		1	3	1	
			3			2		1
750.479-B	Police Officer/Public Officer - Resist/Obstruct	2 ATTEMPTS	3		3			
			1			1		
750.4792	Public Officer - Assault/Obstruct	2 ATTEMPTS	12	7	3	1	1	
			2			1	1	
750.4793	Public Officer - Assault/Obstruct Cause Injury	4 ATTEMPTS	4	2	1	1		
750.479A2	Police Officer - Flee (Penal Code) 4th Degree	2 ATTEMPTS	80	9	20	30	20	1
			10		2	3	5	
750.479A3	Police Officer - Flee (Penal Code) 3rd Degree	5 ATTEMPTS	200	49	36	65	48	2
			36	1	11	14	10	
750.479A4	Police Officer - Flee (Penal Code) 2nd Offense	10 ATTEMPTS	2	1			1	

NOTE: Be sure to check for related offense codes when examining a particular type of crime. They may or may not be in sequential order or even on the same page. Offenders may have multiple dispositions.

A2

2011 Criminal Court Dispositions by Offense and Type of Disposition — All Offenses

Page 26 of 33

			DISPOSITIONS					
Compiled Laws	Offense	Max. Penalty	Total	Prison ¹	Jail	Jail/ Probation ²	Probation ²	Other ³
GRAND TOTAL			75,690	18,397	16,133	23,779	16,594	787
%				24%	21%	32%	22%	1%
VIOLATIONS			68,945	17,886	14,584	21,718	14,049	708
ATTEMPTS			6,745	511	1,549	2,061	2,545	79
750.479A4-A	Police Officer - Flee (Penal Code) 2nd Degree	10 ATTEMPTS	11	8	2		1	
750.479A5-A	Police Officer - Flee (Penal Code) 1st Degree	15 ATTEMPTS	2	2				
750.479B1	Peace Officer - Disarm Non-Firearm	4 ATTEMPTS	1 3	1		1		
750.479B2	Peace Officer - Disarm Firearm	10 ATTEMPTS	11	5		4	2	
750.483A2A	Interfering w/ Crime Report	MISD ATTEMPTS	17		6	2	8	1
750.483A2B	Interfere w/ Crime Report Threat to Kill/Injure	10 ATTEMPTS	5 1	2	1	2	1	
750.483A4A	Interfering w/ Police Investigation	MISD ATTEMPTS	6		3	1	2	
750.483A4B	Interfere w/ Police Investigation Threat to Kill/Injure	10 ATTEMPTS	2	2				
750.483A6A	Tamper w/ Evidence	4 ATTEMPTS	12 4	5	1	5 3	1 1	
750.483A6B	Tamper w/ Evidence - Criminal Case Max >10 yr Term	10 ATTEMPTS	6	5	1			
750.49-A	Animals - Fighting	4 ATTEMPTS	8	3		5		
750.49-B	Animals - Attend Fight	4 ATTEMPTS	21 8	1	1 2	15 2	4 4	
750.49-C	Animals - Fighting, Possess Equipment	4 ATTEMPTS	5		2	3		
750.490	Public Money - Safe Keeping	2 ATTEMPTS	5			5		
750.490A	Public Officer - Purchase Goods for Private Purpose	MISD ATTEMPTS	1				1	
750.492A1B	Medical Record - Recklessly Placing False Info - Health Care Provider	MISD ATTEMPTS	4				4	
750.502D	Anhydrous Ammonia Container, Unauthorized Tampering	4 ATTEMPTS	2		1	1		
750.504A	Animals - Abandon/Cruelty to 1 Animal	MISD ATTEMPTS	5		1		2	2
750.504B	Animals - Abandon/Cruelty to 2 or 3 Animals	1 ATTEMPTS	1 1				1 1	
750.504C	Animals - Abandon/Cruelty to 4 - 9 Animals	2 ATTEMPTS	5 1		1	4		
750.504D	Animals - Abandon/Cruelty to 10 or More Animals	4 ATTEMPTS	3 3			1	2 2	
750.505	Common Law Offenses	5 ATTEMPTS	2	1				1
750.505-A	Obstruction of Justice	5 ATTEMPTS	36 13	15 1	9 5	10 5	2 2	
750.505-B	Accessory After the Fact to Felony	5 ATTEMPTS	86 6	8	15 4	38 2	25	

NOTE: Be sure to check for related offense codes when examining a particular type of crime. They may or may not be in sequential order or even on the same page. Offenders may have multiple dispositions.

A2

2011 Criminal Court Dispositions by Offense and Type of Disposition — All Offenses

Page 27 of 33

			DISPOSITIONS					
Compiled Laws	Offense	Max. Penalty	Total	Prison ¹	Jail	Jail/ Probation ²	Probation ²	Other ³
GRAND TOTAL			75,690	18,397	16,133	23,779	16,594	787
%				24%	21%	32%	22%	1%
VIOLATIONS			68,945	17,886	14,584	21,718	14,049	708
ATTEMPTS			6,745	511	1,549	2,061	2,545	79
750.505-C	Common Law Offenses	5	3	1	1		1	
ATTEMPTS								
750.5082B	Police Radio Receivers/Scanners, Use in Commission of Felony	2	7	3		3	1	
ATTEMPTS								
750.50B	Animals - Kill/Torture	4	45	7	8	24	6	
ATTEMPTS			6		2	2	1	1
750.50C7	Police Animal - Injure/Harass While Committing Crime	2	2	1		1		
ATTEMPTS								
750.520B	CSC - 1st Degree - Multiple Variables	LIFE	146	146				
ATTEMPTS			2	1		1		
750.520B1A	CSC - 1st Degree - Person Under 13	LIFE	142	139		1		2
ATTEMPTS			5	4	1			
750.520B1B	CSC - 1st Degree - Relationship	LIFE	85	85				
ATTEMPTS			2	2				
750.520B1C	CSC - 1st Degree - During Felony	LIFE	15	15				
ATTEMPTS								
750.520B1D	CSC - 1st Degree - Accomplices	LIFE	8	8				
ATTEMPTS								
750.520B1F	CSC - 1st Degree - Personal Injury	LIFE	23	23				
ATTEMPTS			1			1		
750.520B1G	CSC - 1st Degree - Injury to Incapacitated Victim	LIFE	1					
ATTEMPTS			1			1		
750.520B1H	CSC - 1st Degree - Mentally Disabled Relationship	LIFE	1	1				
ATTEMPTS								
750.520B2B	CSC - 1st Degree - Person <13, Defendant 17+ yrs.	LIFE	57	57				
ATTEMPTS			1	1				
750.520B2C	CSC - 1st Degree - Person <13, Defendant 17+ yrs - 2nd Offense	LIFE	3	3				
ATTEMPTS								
750.520C	CSC - 2nd Degree - Multiple Variables	15	90	45	4	29	12	
ATTEMPTS			2			2		
750.520C1A	CSC - 2nd Degree - Person Under 13	15	240	189	3	36	10	2
ATTEMPTS			27	15	2	10		
750.520C1B	CSC - 2nd Degree - Relationship	15	69	50	1	17	1	
ATTEMPTS			5	1	1	2	1	
750.520C1C	CSC - 2nd Degree - During Felony	15	10	9		1		
ATTEMPTS								
750.520C1D	CSC - 2nd Degree - Accomplices	15	7	7				
ATTEMPTS								
750.520C1F	CSC - 2nd Degree - Personal Injury	15	15	9		4	2	
ATTEMPTS								
750.520C1G	CSC - 2nd Degree - Injury to Incapacitated Victim	15	7	5	1	1		
ATTEMPTS			1			1		
750.520C1H	CSC - 2nd Degree - Mentally Disabled Relationship	15	2	2				
ATTEMPTS								
750.520C1I	CSC - 2nd Degree - State Prisoner	15	3	1		2		
ATTEMPTS								
750.520C1K	CSC - 2nd Degree - County Prisoner	15	2			2		
ATTEMPTS								

NOTE: Be sure to check for related offense codes when examining a particular type of crime. They may or may not be in sequential order or even on the same page. Offenders may have multiple dispositions.

2011 Criminal Court Dispositions by Offense and Type of Disposition — All Offenses

			DISPOSITIONS					
Compiled Laws	Offense	Max. Penalty	Total	Prison ¹	Jail	Jail/ Probation ²	Probation ²	Other ³
GRAND TOTAL			75,690	18,397	16,133	23,779	16,594	787
%				24%	21%	32%	22%	1%
VIOLATIONS			68,945	17,886	14,584	21,718	14,049	708
ATTEMPTS			6,745	511	1,549	2,061	2,545	79
750.520C2B	CSC - 2nd Degree - Person < 13, Defendant 17+ yrs.	15 ATTEMPTS	80 7	63 2	1	10 5	6	
750.520D	CSC - 3rd Degree - Multiple Variables	15 ATTEMPTS	66 12	62 4	2	1 6	1	2
750.520D1A	CSC - 3rd Degree - Person 13-15	15 ATTEMPTS	344 84	241 29	9 9	43 39	47 7	4
750.520D1B	CSC - 3rd Degree - Force/Coercion	15 ATTEMPTS	70 4	66	1	1 3		3
750.520D1C	CSC - 3rd Degree - Incapacitated Victim	15 ATTEMPTS	15 4	14 1		3	1	
750.520D1D	CSC - 3rd Degree - Incest	15 ATTEMPTS	32 2	31 1		1	1	
750.520D1E	CSC - 3rd Degree - Student	15 ATTEMPTS	7	7				
750.520D1F	CSC - 3rd Degree - Special Ed Student	15 ATTEMPTS	3	3				
750.520E	CSC - 4th Degree - Multiple Variables	2 ATTEMPTS	73 5	18 4	7 4	36 1	12	
750.520E1A	CSC - 4th Degree - Force/Coercion	2 ATTEMPTS	156 17	36 6	29 6	69 9	22 2	
750.520E1A-A	CSC - 4th Degree - Victim 13-16	2 ATTEMPTS	163 4	51	26	67 3	19 1	
750.520E1B	CSC - 4th Degree - Incapacitated Victim	2 ATTEMPTS	27 1	4	6	13	4 1	
750.520E1E-A	CSC - 4th Degree - Mental Health Professional	2 ATTEMPTS	2			2		
750.520E1G	CSC - 4th Degree - Incest	2 ATTEMPTS	13 1	2	3	7	1 1	
750.520E1G-A	CSC - 4th Degree - Special Ed Student	2 ATTEMPTS	1	1				
750.520G1	CSC - Assault w/ Intent to Commit Sexual Penetration	10 ATTEMPTS	146 4	79 2	13	46 1	8 1	
750.520G2	CSC - 2nd Degree Assault	5 ATTEMPTS	58 1	25	5 1	25	3	
750.529	Robbery - Armed	LIFE ATTEMPTS	907 21	889 3	2 7	4 8	4 3	8
750.529A	Carjacking	LIFE ATTEMPTS	149 5	146 3	2 1			1
750.530	Robbery - Unarmed	15 ATTEMPTS	686 60	398 15	47 10	122 23	116 10	3 2
750.531	Bank Robbery/Safe Breaking	LIFE ATTEMPTS	3	2		1		
750.531-A	Bank Robbery	LIFE ATTEMPTS	52	41	2	8	1	
750.531-B	Safe Breaking	LIFE ATTEMPTS	45 8	38	1 2	3 5	1 1	2
750.532	Seduction	5 ATTEMPTS	9 1		2	4	3 1	

NOTE: Be sure to check for related offense codes when examining a particular type of crime. They may or may not be in sequential order or even on the same page. Offenders may have multiple dispositions.

A2

2011 Criminal Court Dispositions by Offense and Type of Disposition — All Offenses

Page 29 of 33

			DISPOSITIONS					
Compiled Laws	Offense	Max. Penalty	Total	Prison ¹	Jail	Jail/ Probation ²	Probation ²	Other ³
GRAND TOTAL			75,690	18,397	16,133	23,779	16,594	787
%				24%	21%	32%	22%	1%
VIOLATIONS			68,945	17,886	14,584	21,718	14,049	708
ATTEMPTS			6,745	511	1,549	2,061	2,545	79
750.535	Stolen Prop. - Receive & Conceal (Obsolete)	10 ATTEMPTS	1				1	
750.535-B	Stolen Prop. - Receive & Conceal, <\$100 (Obsolete)	MISD ATTEMPTS	1	1				
750.5352A	Stolen Prop. - Receive & Conceal, \$20K or More	10 ATTEMPTS	41	4	12	15	10	
750.5352B	Stolen Prop. - Receive & Conceal, \$1K - <\$20K - 3rd+ Offense	10 ATTEMPTS	9	1	1	6	1	
750.5352B	Stolen Prop. - Receive & Conceal, \$1K - <\$20K - 3rd+ Offense	10 ATTEMPTS	3	3				
750.5353A	Stolen Prop. - Receive & Conceal, \$1K - <\$20K	5 ATTEMPTS	510	136	83	187	102	2
750.5353B	Stolen Prop. - Receive & Conceal, \$200 - <\$1K - 2nd+ Offense	5 ATTEMPTS	60	1	18	22	18	1
750.5353B	Stolen Prop. - Receive & Conceal, \$200 - <\$1K - 2nd+ Offense	5 ATTEMPTS	8	4	2		1	1
750.5354A	Stolen Prop. - Receive & Conceal, \$200 - <\$1K	1 ATTEMPTS	2		1	1		
750.5354A	Stolen Prop. - Receive & Conceal, \$200 - <\$1K	1 ATTEMPTS	124	4	34	37	48	1
750.5355	Stolen Prop. - Receive & Conceal, Under \$200	MISD ATTEMPTS	45		25	9	11	
750.5357	Stolen Prop. - Receive & Conceal, Motor Vehicle	5 ATTEMPTS	716	164	137	163	252	
750.535A	Motor Vehicles - Operate Chop Shop	10 ATTEMPTS	149	3	26	21	98	1
750.535A	Motor Vehicles - Operate Chop Shop	10 ATTEMPTS	3		1		2	
750.535A2	Motor Vehicles - Operate Chop Shop	10 ATTEMPTS	49	11	7	13	18	
750.535B	Weapons - Firearms, Receive & Conceal	10 ATTEMPTS	6		1	2	3	
750.536A2	Property or Goods - Altering or Obliterating Identifying Numbers	MISD ATTEMPTS	141	47	16	50	27	1
750.539B	Eavesdropping - Trespassing for	MISD ATTEMPTS	16	1	8	4	3	
750.539B	Eavesdropping - Trespassing for	MISD ATTEMPTS	1		1			
750.539C	Eavesdropping	2 ATTEMPTS	2		2			
750.539C	Eavesdropping	2 ATTEMPTS	1			1		
750.539D	Eavesdropping - Install/Use	2 ATTEMPTS	6			6		
750.539D	Eavesdropping - Install/Use	2 ATTEMPTS	1				1	
750.539J2A1	Surveil Unclothed Person	2 ATTEMPTS	18	1	3	13	1	
750.539J2A1	Surveil Unclothed Person	2 ATTEMPTS	3			3		
750.539J2B	Capture/Distribute Image of Unclothed Person	5 ATTEMPTS	24	15		5	3	1
750.539J2B	Capture/Distribute Image of Unclothed Person	5 ATTEMPTS	1		1			
750.540	Telephone - Tap/Cut Lines	2 ATTEMPTS	3	2			1	
750.540A	Interfere w/ Electronic Communications	2 ATTEMPTS	177	32	51	72	22	
750.540A	Interfere w/ Electronic Communications	2 ATTEMPTS	28		9	13	5	1
750.540B	Interfere w/ Electronic Communications, Injury/Death	4 ATTEMPTS	4	2		2		
750.540C4	Telecommunications - Access Device Violations	4 ATTEMPTS	3		1	2		
750.540E	Telecommunications - Malicious Use	MISD ATTEMPTS	22	1	9	5	6	1
750.540E	Telecommunications - Malicious Use	MISD ATTEMPTS	1			1		
750.543M	Terrorism - False Report or Threat	20 ATTEMPTS	6	6				
750.543M	Terrorism - False Report or Threat	20 ATTEMPTS	5	3	1	1		

NOTE: Be sure to check for related offense codes when examining a particular type of crime. They may or may not be in sequential order or even on the same page. Offenders may have multiple dispositions.

A2

2011 Criminal Court Dispositions by Offense and Type of Disposition — All Offenses

Page 30 of 33

			DISPOSITIONS					
Compiled Laws	Offense	Max. Penalty	Total	Prison ¹	Jail	Jail/ Probation ²	Probation ²	Other ³
	GRAND TOTAL		75,690	18,397	16,133	23,779	16,594	787
	%			24%	21%	32%	22%	1%
	VIOLATIONS		68,945	17,886	14,584	21,718	14,049	708
	ATTEMPTS		6,745	511	1,549	2,061	2,545	79
750.552	Trespass	MISD	23		9	6	3	5
	ATTEMPTS		1		1			
750.552B	Trespass - State Correctional Facility	4	1	1				
	ATTEMPTS		1			1		
750.552c	Trespass Upon Key Facility	4	5	2	1	1	1	
	ATTEMPTS							
750.72	Arson - Dwelling House/ Curtilage	20	5	1	1		3	
	ATTEMPTS		1		1			
750.72-A	Arson - Dwelling House	20	72	55	1	9	7	
	ATTEMPTS		10	4	1	2	3	
750.72-B	Arson - Dwelling House/ Curtilage	20	4	3		1		
	ATTEMPTS		1			1		
750.73	Arson - Real Property	10	71	35	2	27	7	
	ATTEMPTS		2			1	1	
750.741A	Arson - Personal Property, <\$200	5	2		2			
	ATTEMPTS							
750.741B1	Arson - Personal Property, \$200 - <\$1K	1	8		3	1	4	
	ATTEMPTS							
750.741C1	Arson - Personal Property, \$1K - <\$20K	5	19	7	2	8	2	
	ATTEMPTS		3	1		1	1	
750.741D1	Arson - Personal Property, \$20K or More	10	4			2	2	
	ATTEMPTS							
750.75	Arson - Insured Property	10	14	5	3	4	2	
	ATTEMPTS							
750.771B1	Arson - Preparation to Burn Property, \$200 - <\$1K	1	3			2	1	
	ATTEMPTS							
750.771C1	Arson - Preparation to Burn Property, \$1K - <\$20K	5	15	5	1	5	4	
	ATTEMPTS		5		1	4		
750.771D1	Arson - Preparation to Burn Property, \$20K or More	10	8	5	1		2	
	ATTEMPTS		1				1	
750.78	Arson - Woods/Prairies	4	6			6		
	ATTEMPTS		2			1	1	
750.81	Asslt or Asslt and Battery	MISD	424		178	108	129	9
	ATTEMPTS		1			1		
750.812	Domestic Violence	MISD	606	1	283	131	184	7
	ATTEMPTS		7		3	1	3	
750.813	Domestic Violence - 2nd Offense	1	156	2	88	44	21	1
	ATTEMPTS		2			2		
750.814	Domestic Violence - 3rd Offense	2	617	143	181	230	60	3
	ATTEMPTS		9		4	3	2	
750.81A	Assault - Aggravated	1	279		90	70	117	2
	ATTEMPTS							
750.81A2	Domestic Violence, Aggravated	1	95	4	28	27	36	
	ATTEMPTS							
750.81A3	Domestic Violence, Aggravated - 2nd Offense	2	57	13	14	28	2	
	ATTEMPTS							
750.81C1	Threatening DHS Employee w/ Physical Harm	MISD	1				1	
	ATTEMPTS							

NOTE: Be sure to check for related offense codes when examining a particular type of crime. They may or may not be in sequential order or even on the same page. Offenders may have multiple dispositions.

A2

2011 Criminal Court Dispositions by Offense and Type of Disposition — All Offenses

Page 31 of 33

			DISPOSITIONS					
Compiled Laws	Offense	Max. Penalty	Total	Prison ¹	Jail	Jail/ Probation ²	Probation ²	Other ³
	GRAND TOTAL		75,690	18,397	16,133	23,779	16,594	787
	%			24%	21%	32%	22%	1%
	VIOLATIONS		68,945	17,886	14,584	21,718	14,049	708
	ATTEMPTS		6,745	511	1,549	2,061	2,545	79
750.81C2	Assault/Battery of DHS Employee	2	2		1		1	
	ATTEMPTS							
750.81D1	Police Officer - Assault/Resist/Obstruct	2	2,824	560	798	980	468	18
	ATTEMPTS		405	3	138	120	132	12
750.81D2	Police Officer - Assault/Resist/Obstruct, Causing Injury	4	180	47	37	47	47	2
	ATTEMPTS		14	1	2	7	4	
750.81D3	Police Officer - Assault/Resist/Obstruct, Serious Impairment	15	9	9				
	ATTEMPTS							
750.81D4	Police Officer - Assault/Resist/Obstruct, Causing Death	20	1	1				
	ATTEMPTS							
750.82	Felonious Assault	4	1,783	460	252	566	495	10
	ATTEMPTS		292	20	55	126	89	2
750.822	Weapon-Free Schools - Assault w/ Dangerous Weapon	4	1				1	
	ATTEMPTS							
750.83	Assault w/ Intent to Murder	LIFE	213	212				1
	ATTEMPTS		1	1				
750.84	Assault w/ Intent to do Great Bodily Harm Less Than Murder	10	651	427	33	110	75	6
	ATTEMPTS		36	14	2	17	3	
750.85	Torture	LIFE	16	16				
	ATTEMPTS							
750.86	Assault w/ Intent to Maim	10	3	1	1		1	
	ATTEMPTS							
750.87	Assault w/ Intent to Commit Felony	10	3	2			1	
	ATTEMPTS							
750.88	Assault w/ Intent to Rob While Unarmed	15	60	36	9	8	7	
	ATTEMPTS							
750.89	Assault w/ Intent to Rob While Armed	LIFE	124	103	3	6	1	11
	ATTEMPTS							
750.90A	Assault - Pregnant Individual, Miscarriage/Stillbirth w/ Intent	LIFE	1	1				
	ATTEMPTS							
750.91	Homicide - Attempted Murder	LIFE	8	8				
	ATTEMPTS							
750.92	Attempt Commit Crime	10	4			1	3	
	ATTEMPTS							
752.10031	Health Care Fraud - False Claim	4	5			1	4	
	ATTEMPTS							
752.10032	Health Care Fraud - Medically Unnecessary	4	1		1			
	ATTEMPTS		1				1	
752.10033	Health Care Fraud - False Statement	4	3	1	1	1		
	ATTEMPTS							
752.10541	Copying Audio/Video Recordings for Gain - Misdemeanor	MISD	11		1		10	
	ATTEMPTS							
752.10542	Copy Audio/Video for Gain - Felony	5	36	1	3	5	27	
	ATTEMPTS		14		4	1	9	
752.272	Chemical Agents - Prohibited Uses	MISD	1		1			
	ATTEMPTS							
752.7971B1	Computers - Fraudulent Access, \$200 - <\$1K	1	3		2		1	
	ATTEMPTS							

NOTE: Be sure to check for related offense codes when examining a particular type of crime. They may or may not be in sequential order or even on the same page. Offenders may have multiple dispositions.

A2

2011 Criminal Court Dispositions by Offense and Type of Disposition — All Offenses

Page 32 of 33

			DISPOSITIONS					
Compiled Laws	Offense	Max. Penalty	Total	Prison ¹	Jail	Jail/ Probation ²	Probation ²	Other ³
GRAND TOTAL			75,690	18,397	16,133	23,779	16,594	787
%				24%	21%	32%	22%	1%
VIOLATIONS ATTEMPTS			68,945	17,886	14,584	21,718	14,049	708
VIOLATIONS ATTEMPTS			6,745	511	1,549	2,061	2,545	79
752.7971C1	Computers - Fraudulent Access, \$1K - <\$20K	5 ATTEMPTS	2	1		1		
752.7972A	Computers - Unauthorized Access	5 ATTEMPTS	8			2	6	
752.7973A	Computers - Use to Commit Crime Max 1 Yr or Less	1 ATTEMPTS	7	1		1	3	2
752.7973C	Computers - Use to Commit Crime Max 2 yrs - <4 yrs	4 ATTEMPTS	8	5	1	1	1	
752.7973D	Computers - Use to Commit Crime Max 4 yrs - <10 yrs	7 ATTEMPTS	153	70	8	39	36	
752.7973E	Computers - Use to Commit Crime Max 10 yrs - <20 yrs	10 ATTEMPTS	13	5		6	2	
752.7973F	Computers - Use to Commit Crime Max 20 yrs or More	20 ATTEMPTS	7	7				
752.811A	Breaking & Entering - Coin Operated Device	3 ATTEMPTS	55	8	21	16	10	
752.811B	Breaking & Entering - Possess Tool to Open Coin-Operated Device	3 ATTEMPTS	6		3	2	1	
752.861	Weapons - Firearms, Careless Use Cause Injury/Death	2 ATTEMPTS	2		1	1		
752.862-B	Weapons - Firearms, Careless Use Prop. Damage Over \$50	1 ATTEMPTS	19	1	6	5	7	
752.863A	Weapons - Firearms, Reckless Use	MISD ATTEMPTS	2		1		1	
767A.91A	Prosecutor's Investigative Perjury	15 ATTEMPTS	31		14	4	9	4
767A.91B	Prosecutor's Investigative Subpoena Perjury	LIFE ATTEMPTS	1	1				
769.10	Habitual Offender - 2nd Offense	LIFE ATTEMPTS	1			1		
769.11	Habitual Offender - 3rd Offense	LIFE ATTEMPTS	2		1	1		
769.12	Habitual Offender - 4th Offense	LIFE ATTEMPTS	6	5		1		
780.62	Abscond on Misdemeanor Bond	MISD ATTEMPTS	2		2			
791.236	Sex Offender Reg - No Correct Adrs Before Leaving Prison	4 ATTEMPTS	1		1			
800.2811	Prisons - Furnish Contraband to Prisoner in Prison	5 ATTEMPTS	14	6	1	7		
800.2813	Prisons - Bring Contraband Into Prison	5 ATTEMPTS	14	3	1	9	1	
800.2814	Prisons - Prisoner Possessing Contraband	5 ATTEMPTS	25	4	7	10	3	1
800.2833	Prisons - Bring Weapon into	5 ATTEMPTS	3			3		
800.2834	Prisons - Prisoner Possessing Weapon	5 ATTEMPTS	23	19	2		1	1
			9	5	4			
			2				2	
			71	68		1		2
			19	19				

NOTE: Be sure to check for related offense codes when examining a particular type of crime. They may or may not be in sequential order or even on the same page. Offenders may have multiple dispositions.

A2

2011 Criminal Court Dispositions by Offense and Type of Disposition — All Offenses

Page 33 of 33

Compiled Laws	Offense	Max. Penalty
		GRAND TOTAL
		%
		VIOLATIONS
		ATTEMPTS
800.283A	Prisons - Furnish Cellphone to Prisoner	5 ATTEMPTS
801.2621A	Jails - Bring Weapon Into	5 ATTEMPTS
801.2622	Jails - Prisoner Possess Weapon	5 ATTEMPTS
801.2631	Jails - Furnish Contraband to Prisoner	5 ATTEMPTS
801.2632	Jails - Prisoner Possessing Contraband	5 ATTEMPTS

DISPOSITIONS					
Total	Prison ¹	Jail	Jail/ Probation ²	Probation ²	Other ³
75,690	18,397 24%	16,133 21%	23,779 32%	16,594 22%	787 1%
68,945	17,886	14,584	21,718	14,049	708
6,745	511	1,549	2,061	2,545	79
1		1			
2	1		1		
2		1		1	
10	6	2	1	1	
1			1		
25	9	7	5	4	
1				1	
44	14	14	13	3	
7	2	2	2	1	

NOTE: Be sure to check for related offense codes when examining a particular type of crime. They may or may not be in sequential order or even on the same page. Offenders may have multiple dispositions.

¹ Includes HYTA Prison.

² Includes Delayed and Suspended Sentences, HYTA Probation, and SAI Probation.

³ Includes Restitution, Fines, Costs, Community Service and DHS sentences.

Source: OMNI Court Disposition Extracts

A2a 2011 Criminal Court Dispositions by Offense and Type of Disposition — Non-Assaultive Offenses

Page 1 of 21

			DISPOSITIONS					
Compiled Laws	Offense	Max. Penalty	Total	Prison ¹	Jail	Jail/ Probation ²	Probation ²	Other ³
	GRAND TOTAL		38,929	8,824	8,475	12,603	8,592	435
	%			23%	22%	32%	22%	1%
	VIOLATIONS		34,915	8,565	7,503	11,389	7,074	384
	ATTEMPTS		4,014	259	972	1,214	1,518	51
28.243A	Fingerprinting - Refusal	MISD ATTEMPTS	4		4			
28.2931	State ID Card - False Application	5 ATTEMPTS	3	1	2			
28.2951A-A	State ID Card - Alter/Forge/Use to Commit Felony	10 ATTEMPTS	4	1	1	2		
28.2951B-A	State ID Card - Alter/Forge/Use to Commit Felony or Misdemeanor	5 ATTEMPTS	8	4	1	3		
28.2952-A	State ID Card - Alter/Forge Intent to Deliver/Posess 2 or More	5 ATTEMPTS	1		1			
28.425B3	Weapons - Pistols, False Info on CCW Permit	4 ATTEMPTS	1			1		
28.425K2A	Weapons - Pistols, Carrying Concealed While Under the Influence	MISD ATTEMPTS	2			1	1	
28.5953-A	State ID Card - Counterfeit/Forged, Possession	MISD ATTEMPTS	2			1	1	
28.729	Sex Offender - Fail to Register	4 ATTEMPTS	411	75	178	108	39	11
28.7291A	Sex Offender - Fail to Register	4 ATTEMPTS	123	3	64	27	23	6
28.7291B	Sex Offender - Fail to Register, 2nd Offense	4 ATTEMPTS	10		5	5		
28.7291C	Sex Offender - Fail to Register, 3rd Offense	7 ATTEMPTS	10	1	6	2	1	
28.7292	Sex Offenders - Failure to Comply w/ Duties	7 ATTEMPTS	49	19	18	8	3	1
28.7292C	Sex Offender - Fail to Report, 3rd Offense	10 ATTEMPTS	15	6	6	3		
28.7293	Sex Offenders - Failure to Comply w/ Duties	MISD ATTEMPTS	48	2	30	6	7	3
28.7293C	Sex Offender - Fail to Report, 3rd Offense	4 ATTEMPTS	2		1		1	
28.7294	Sex Offender - Fail to Sign Registration	4 ATTEMPTS	22	5	9	7	1	
28.7294B	Sex Offender - Fail to Sign Registration	MISD ATTEMPTS	2		2	2	1	
28.7294C	Sex Offenders - Refusing/Failing to Pay Registration Fee	MISD ATTEMPTS	5					
28.7294D	Sex Offenders - Refusing/Failing to Pay Registration Fee	MISD ATTEMPTS	2		1		1	
28.7295	Sex Offenders - Failure to Comply w/ Reporting Duties - 2nd Offense	MISD ATTEMPTS	13	1	9	2	1	
28.7352A	Student Safety Zone - Residency Violation	MISD ATTEMPTS	7		5	2		
28.7352B	Student Safety Zone - Residency Violation - 2nd Offense	2 ATTEMPTS	2		1	1		
28.7541	False Report of Child Abduction	4 ATTEMPTS	1	1				
52.204	Dead Bodies - Removing w/o Medical Examiner Permission	MISD ATTEMPTS	4		4			
125.14471B1	Housing - MSHDA - False Pretenses, \$200 - <\$1K	MISD ATTEMPTS	1				1	
125.14471D1	Housing - MSHDA - False Pretenses, Over \$100	10 ATTEMPTS	3			2	1	
125.1523	State Construction Code Violation	MISD ATTEMPTS	1				1	

NOTE: Be sure to check for related offense codes when examining a particular type of crime. They may or may not be in sequential order or even on the same page. Offenders may have multiple dispositions.

A2a 2011 Criminal Court Dispositions by Offense and Type of Disposition — Non-Assaultive Offenses

Page 2 of 21

			DISPOSITIONS					
Compiled Laws	Offense	Max. Penalty	Total	Prison ¹	Jail	Jail/ Probation ²	Probation ²	Other ³
	GRAND TOTAL		38,929	8,824	8,475	12,603	8,592	435
	%			23%	22%	32%	22%	1%
	VIOLATIONS		34,915	8,565	7,503	11,389	7,074	384
	ATTEMPTS		4,014	259	972	1,214	1,518	51
168.933	Election Law - Swear Falsely to Register/Vote	5 ATTEMPTS	3				3	
205.271A	Taxes - Fail to File/False Return	5 ATTEMPTS	14	4		4	6	
205.274	Taxes - General Violations	MISD ATTEMPTS	1				1	
205.4282	Tobacco Products Tax Act Violation Felony	5 ATTEMPTS	2					2
205.4283	Tobacco Products Tax Act Violations Misdemeanor	1 ATTEMPTS	5		1		3	1
205.4284	Tobacco Products Tax Act Violations	MISD ATTEMPTS	2		1			1
205.4286	Tobacco Products Tax Act Unauthorized Tax Stamps	10 ATTEMPTS	1	1				
257.215	Operating - Unregistered Vehicle	MISD ATTEMPTS	1			1		
257.226A	Improper Use of License Plates	MISD ATTEMPTS	5		2	1	1	1
257.233	Temporary Registration Plate Violations	MISD ATTEMPTS	1					1
257.233A6	Motor Vehicles - Odometer Tampering	5 ATTEMPTS	1			1		
257.239	Motor Vehicles - Fail to Endorse/Deliver to Transferee	MISD ATTEMPTS	2				2	
257.248	Motor Vehicle Code - Dealer Failure to Maintain Records	MISD ATTEMPTS	2				2	
257.2511	Motor Vehicle Code - Dealer Failure to Maintain Records	MISD ATTEMPTS	1				1	
257.2513	Motor Vehicle Code - Dealer Statement to Buyer	MISD ATTEMPTS	2				2	
257.254	Motor Vehicle Code - Intent to Pass False Title	10 ATTEMPTS	29	2	5	11	11	
257.256	License Plate/Registration/Title Unlawful Use	MISD ATTEMPTS	9	1	1	2	5	
257.257	License Documents/Plates - Forgery	5 ATTEMPTS	43		28	5	7	3
257.2572	License Documents/Plates - Forgery - 2nd Offense	7 ATTEMPTS	60	4	18	16	21	1
257.301	Operating - No/Multiple Licenses	MISD ATTEMPTS	15		6	1	4	4
257.31010	Driver's License - Forged, Possession	MISD ATTEMPTS	1			1		
257.3103A	Driver's License - Forgery/Use to Commit >= 1 Yr Offense	VAR ATTEMPTS	30		23	3	4	
257.3107A	Driver's License - Forge w/ Intent to Commit Crime Max 10 Yrs+	10 ATTEMPTS	3		2		1	
257.3107B	Driver's License - Forge w/ Intent to Commit Crime Max 6mos-<10 yrs	5 ATTEMPTS	1			1		
			7	3	2	1	1	
			9	1	2	2	4	

NOTE: Be sure to check for related offense codes when examining a particular type of crime. They may or may not be in sequential order or even on the same page. Offenders may have multiple dispositions.

A2a 2011 Criminal Court Dispositions by Offense and Type of Disposition — Non-Assaultive Offenses

Page 3 of 21

			DISPOSITIONS					
Compiled Laws	Offense	Max. Penalty	Total	Prison ¹	Jail	Jail/ Probation ²	Probation ²	Other ³
GRAND TOTAL			38,929	8,824	8,475	12,603	8,592	435
%				23%	22%	32%	22%	1%
VIOLATIONS			34,915	8,565	7,503	11,389	7,074	384
ATTEMPTS			4,014	259	972	1,214	1,518	51
257.3109	Driver's License - Forged, Possession of 2 or More	5 ATTEMPTS	3	1	1		1	
257.311	Operate w/o License	MISD ATTEMPTS	35 1		17	8	6 1	4
257.312	Operate w/ Restricted License	MISD ATTEMPTS	32		21	7	3	1
257.312A	Operating - Motorcycles/Mopeds w/o Indorsement	MISD ATTEMPTS	3		3			
257.324	Operate w/ Forged/Altered License/ False ID	MISD ATTEMPTS	64	1	46	11	5	1
257.326	Operate - Owner Permitting Another to Violate Motor Vehicle	MISD ATTEMPTS	1				1	
257.328	Motor Vehicle Code - Producing False Evidence of Insurance	MISD ATTEMPTS	19		3	2	11	3
257.3291	Insurance Certificates - Possess/ Sale of Stolen/Counterfeit	5 ATTEMPTS	23 8		3 1	8	11 7	1
257.3292	Ins. Certificates - Possess/Sale Stolen/ Counterfeit - 2nd Offense	7 ATTEMPTS	1				1	
257.602	Police Officer - Refuse to Obey Traffic Order	MISD ATTEMPTS	5		1	1	3	
257.617A	Fail to Stop at Personal Injury Accident	1 ATTEMPTS	24		10	5	9	
257.618	Fail to Stop at Property Damage Accident (Attended Vehicle)	MISD ATTEMPTS	44		21	16	6	1
257.620	Fail to Stop after Collision	MISD ATTEMPTS	35		21	6	6	2
257.621	Failure to Report Accident to Fixtures	MISD ATTEMPTS	6		3	3		
257.622	Fail to Report Accident	MISD ATTEMPTS	8	1	5	1	1	
257.624A	Alcohol - Open Container in Vehicle	MISD ATTEMPTS	105		68	23	7	7
257.624B1	Alcohol - Possession By Minor in Motor Vehicle	MISD ATTEMPTS	1		1			
257.625	Operating Vehicle Intoxicated	15 ATTEMPTS	1		1			
257.6251	Operating Vehicle Intoxicated	15 ATTEMPTS	1		1			
257.6251-A	Operating Vehicle Intoxicated	MISD ATTEMPTS	386 5	1	184	108 1	82 4	11
257.62510B	Operating Vehicle Intoxicated - 2nd Offense	1 ATTEMPTS	8		2	4	2	
257.62510C	Operating Vehicle Intoxicated - 3rd Offense	1 ATTEMPTS	12	1	2	6	3	
257.6251C	Operating Vehicle Intoxicated, High Blood Alcohol	MISD ATTEMPTS	61		26	14	20	1
257.6252-A	Operating Vehicle Intoxicated	MISD ATTEMPTS	1		1			

NOTE: Be sure to check for related offense codes when examining a particular type of crime. They may or may not be in sequential order or even on the same page. Offenders may have multiple dispositions.

A2a 2011 Criminal Court Dispositions by Offense and Type of Disposition — Non-Assaultive Offenses

Page 4 of 21

			DISPOSITIONS					
Compiled Laws	Offense	Max. Penalty	Total	Prison ¹	Jail	Jail/ Probation ²	Probation ²	Other ³
GRAND TOTAL			38,929	8,824	8,475	12,603	8,592	435
%				23%	22%	32%	22%	1%
VIOLATIONS			34,915	8,565	7,503	11,389	7,074	384
ATTEMPTS			4,014	259	972	1,214	1,518	51
257.6253A	Operate - Impaired	MISD	107	1	47	24	26	9
		ATTEMPTS	4				4	
257.6256-A	Minor Operating Vehicle, w/ Any Blood Alcohol Content	MISD	7		2	3	1	1
		ATTEMPTS						
257.6256B	Operating Vehicle Intoxicated, Contr. Sub. - 2nd Offense	1	258	2	81	129	44	2
		ATTEMPTS	2			2		
257.6256D	Operating Vehicle Intoxicated, Contr. Sub. - 3rd Offense	5	3,176	625	271	2,098	179	3
		ATTEMPTS	6	1	1	4		
257.6257A1	Operating Vehicle Intoxicated, w/ Occupant <16	1	39	1	16	13	8	1
		ATTEMPTS						
257.6257A2	Operating Vehicle Intoxicated, w/ Occupant <16 - 2nd+ Offense	5	83	9	4	66	4	
		ATTEMPTS						
257.6257B1	Operating Vehicle Intoxicated, Minor w/ Any BAC, Occupant <16	MISD	1			1		
		ATTEMPTS						
257.6258	Operating Vehicle, w/ Presence of Controlled Substance	MISD	52		24	15	11	2
		ATTEMPTS						
257.625B	OUIL	5	2		1	1		
		ATTEMPTS						
257.625L	Ignition Interlock Device - Violations	MISD	1		1			
		ATTEMPTS						
257.626	Driving - Reckless	MISD	66		30	6	23	7
		ATTEMPTS						
257.903	Motor Vehicle Code, False Certification	5	6	1	2		3	
		ATTEMPTS	2				2	
257.904	Operate - License Suspended/Revoked/ Denied	15	9		5	2	2	
		ATTEMPTS	1			1		
257.9041B	Operate - Allow Suspended/Revoked/ Denied to Operate	MISD	570	1	344	132	72	21
		ATTEMPTS						
257.9041C	Operate - Allow Suspended/Revoked/ Denied to Operate - 2nd+ Offense	1	722	7	515	124	58	18
		ATTEMPTS	2		1		1	
257.9042-A	Motor Vehicles - Allowing Suspended Person to Operate	MISD	1			1		
		ATTEMPTS						
257.904A	Operating - No License for 3 Years	MISD	1		1			
		ATTEMPTS						
289.51072	Food Law - Felony Violations	4						
		ATTEMPTS	1		1			
324.21112	Underground Storage Tank Regulatory Violations	MISD	3				3	
		ATTEMPTS						
324.31152A	Water Resources Protection Violation	2	1				1	
		ATTEMPTS	1		1			
324.325101	Great Lakes - Altering Water/Land w/o Approval	1	1				1	
		ATTEMPTS						
324.401183	Wildlife Conservation Part - Taking Deer/Bear/Turkeys	MISD	2			2		
		ATTEMPTS						
324.43521	Hunting/Fishing w/o License	MISD	1		1			
		ATTEMPTS						
324.435261	Hunting & Fishing License Part - Hunting Deer w/o License	MISD	2		2			
		ATTEMPTS						

NOTE: Be sure to check for related offense codes when examining a particular type of crime. They may or may not be in sequential order or even on the same page. Offenders may have multiple dispositions.

A2a 2011 Criminal Court Dispositions by Offense and Type of Disposition — Non-Assaultive Offenses

Page 5 of 21

			DISPOSITIONS					
Compiled Laws	Offense	Max. Penalty	Total	Prison ¹	Jail	Jail/ Probation ²	Probation ²	Other ³
	GRAND TOTAL		38,929	8,824	8,475	12,603	8,592	435
	%			23%	22%	32%	22%	1%
	VIOLATIONS		34,915	8,565	7,503	11,389	7,074	384
	ATTEMPTS		4,014	259	972	1,214	1,518	51
324.48702A-A	Sports Fishing - Obstructing or Interfering	MISD	1				1	
	ATTEMPTS							
324.731021	Trespass, Recreational Trespass Law	MISD	1		1			
	ATTEMPTS							
324.731022	Trespass, Recreational Trespass Law	MISD	3		1	2		
	ATTEMPTS							
324.801761	Marine Safety, OUIL Per Se	MISD	2		2			
	ATTEMPTS							
324.81122	ORV - Operating on Highway or Right-of-Way	MISD	1		1			
	ATTEMPTS							
324.81133S	ORV - Operate, Open Intoxicants	MISD	1		1			
	ATTEMPTS							
324.811345	ORV - OUIL - 2nd Offense	MISD	1			1		
	ATTEMPTS							
324.811461	ORV - Operate, Fleeing and Eluding	MISD	1		1			
	ATTEMPTS							
324.8903	Littering - Objects in Path of Vehicle	MISD	1		1			
	ATTEMPTS							
324.95022	Watercraft Pollution - Littering from Vessel	MISD	1				1	
	ATTEMPTS							
324.9505	Watercraft Pollution - Oil Discharged into Waters of State	MISD	1				1	
	ATTEMPTS							
328.2321	Funeral Contracts - Conversion	5	67	4	2	3	58	
	ATTEMPTS							
333.16294	Health Profession - Unauthorized Practice Felony	4	1	1				
	ATTEMPTS							
333.2663	Disposal of Unclaimed Body	MISD	1				1	
	ATTEMPTS							
339.6013	Occupational Code - Performing Occupation w/o License - 1st Offense	MISD	3		1	1	1	
	ATTEMPTS							
339.6014	Occupational Code - Performing Occupation w/o License - 2nd Offense	MISD	1			1		
	ATTEMPTS							
339.6016A	Unlicensed Residential Builder	1	1		1			
	ATTEMPTS							
339.6016B	Unlicensed Residential Builder - 2nd Offense	2	4			3		1
	ATTEMPTS							
400.601-A	Fraud - Welfare, \$500 or Less	4	7		2	2	3	
	ATTEMPTS							
400.601-B	Fraud - Welfare, Over \$500	4	47		7	20	20	
	ATTEMPTS		15	1	1	7	6	
400.602-A	Fraud - Welfare, Failure to Inform, \$500 or Less	MISD	3		1		2	
	ATTEMPTS							
400.602-B	Fraud - Welfare, Failure to Inform, Over \$500	4	129		14	33	82	
	ATTEMPTS		36		7	14	12	3
400.6032	Medicaid Fraud - False Statement To Determine Benefit Rights	4	2		1	1		
	ATTEMPTS							
400.6033	Medicaid Fraud - Conceal Information	4	1				1	
	ATTEMPTS							

NOTE: Be sure to check for related offense codes when examining a particular type of crime. They may or may not be in sequential order or even on the same page. Offenders may have multiple dispositions.

A2a 2011 Criminal Court Dispositions by Offense and Type of Disposition — Non-Assaultive Offenses

Page 6 of 21

				DISPOSITIONS					
Compiled Laws		Offense	Max. Penalty	Total	Prison ¹	Jail	Jail/ Probation ²	Probation ²	Other ³
GRAND TOTAL				38,929	8,824	8,475	12,603	8,592	435
%					23%	22%	32%	22%	1%
VIOLATIONS				34,915	8,565	7,503	11,389	7,074	384
ATTEMPTS				4,014	259	972	1,214	1,518	51
400.6071	Medicaid Fraud - False Claim		4	33	26	1	6		
		ATTEMPTS		1				1	
400.71313A	Adult Foster Care - Operate Facility w/o License		2	2	1			1	
		ATTEMPTS							
421.54A11A	Unemployment Comp. Fraud, Fail Comply w/ Act/Rule <\$25K	MISD		1				1	
		ATTEMPTS							
421.54A11B	Unemployment Comp. Fraud, Fail Comply w/ Act/Rule \$25K-100K		2	1				1	
		ATTEMPTS							
421.54B11A	Unemployment Comp. Fraud, False Statmnt/Misrep. \$1K to \$25K	MISD		2			1	1	
		ATTEMPTS							
421.54B11B	Unemployment Comp. Fraud, False Statmnt/Misrep. over \$25K		2	1				1	
		ATTEMPTS		1				1	
432.2181	Gambling Operations - Felony Violations		10	2					2
		ATTEMPTS							
432.2182	Gambling Activities - Felony Violations		10	1	1				
		ATTEMPTS		5			1	4	
436.1203	Alcohol - Sale/Deliver/Import w/o License		1	4				4	
		ATTEMPTS							
436.16131	Alcohol - Furnishing Place for Consideration (1 Yr Felony)	MISD		1				1	
		ATTEMPTS							
436.17011-A	Alcohol - Sell/Furnish to Minor	MISD		20		15	3		2
		ATTEMPTS							
436.17031A	Alcohol - Purchase/Consume/ Possess by Minor	MISD		87		18	28	22	19
		ATTEMPTS		1		1			
436.17031B	Alcohol - Purchase/Consume/ Possess by Minor - 2nd Offense	MISD		7		2	5		
		ATTEMPTS							
436.17031C	Alcohol - Purchase/Consume/ Possess by Minor - 3rd+ Offense	MISD		3			3		
		ATTEMPTS							
436.19092-A	Alcohol - Licensee/Clerk - Sell/Furnish to Minor	MISD		1				1	
		ATTEMPTS							
440.95016	File False/Fraudulent Financial Statement		5	2			2		
		ATTEMPTS							
445.1528	Pyramid/Chain Promotions - Offer/Sell		7	8			2	6	
		ATTEMPTS							
445.4082	Second Hand Dealer - Buy/Sell Stolen Scrap Metal		5	1				1	
		ATTEMPTS							
445.4083	Second Hand Dealer - Buy/Sell Stolen Utility Co. Scrap Metal		5	1				1	
		ATTEMPTS							
445.4332	Buy/Sell Stolen Non Ferrous Metals - 1st Offense		5	12	2	1	5	4	
		ATTEMPTS		16		2	7	7	
445.4831	Precious Gem/Metal - Doing Business w/o Registration		2	1					1
		ATTEMPTS		1					1
445.4843	P. Gem/Metal D. Act - Failing to Send Copy to Police	MISD		1					1
		ATTEMPTS							
445.574A2B-A	Beverage Containers - Returning Nonreturnable, More Than 100	MISD		2		1	1		
		ATTEMPTS							
445.65	Identity Theft		5	359	62	64	107	123	3
		ATTEMPTS		24	2	9	7	5	1

NOTE: Be sure to check for related offense codes when examining a particular type of crime. They may or may not be in sequential order or even on the same page. Offenders may have multiple dispositions.

A2a 2011 Criminal Court Dispositions by Offense and Type of Disposition — Non-Assaultive Offenses

Page 7 of 21

			DISPOSITIONS					
Compiled Laws	Offense	Max. Penalty	Total	Prison ¹	Jail	Jail/ Probation ²	Probation ²	Other ³
	GRAND TOTAL		38,929	8,824	8,475	12,603	8,592	435
	%			23%	22%	32%	22%	1%
	VIOLATIONS		34,915	8,565	7,503	11,389	7,074	384
	ATTEMPTS		4,014	259	972	1,214	1,518	51
445.67	Identity Theft - Obtain/Possess/ Transfer ID w/ Intent	5 ATTEMPTS	46 4	10	11 4	13	12	
445.779	Antitrust Violation	2 ATTEMPTS	1 1				1 1	
451.604	Blue Sky Laws - Various Violations	10 ATTEMPTS	3			3		
484.16053	Emergency 911 Service, Unauthorized - 2nd+ Offense	2 ATTEMPTS	1					1
500.2088	Insurance - False Report for Insurance Claim	MISD ATTEMPTS	1			1		
500.3101A	Motor Vehicle - Operating w/o Valid Insurance	MISD ATTEMPTS	2			1		1
500.3102	Motor Vehicle - Operating w/o Security	MISD ATTEMPTS	26		11	7	2	6
500.45111	Insurance - Fraudulent Acts	4 ATTEMPTS	23 7	3	4	4 4	12 3	
500.45112	Insurance Fraud - Conspiracies	10 ATTEMPTS	6	2		1	3	
570.152	Contractor - Fraudulent Use of Building Contract Fund	3 ATTEMPTS	19 1	1	1	7	10 1	
600.1701	Contempt of Court	MISD ATTEMPTS	1				1	
600.2907A2	Real Property - Encumber w/o Lawful Cause	3 ATTEMPTS	2				2	
722.151B	Children - Harboring Runaways	MISD ATTEMPTS	1		1			
722.642	Tobacco - Possession/Use by Minor	MISD ATTEMPTS	3					3
750.110	Breaking & Entering - Bldg. w/ Intent	15 ATTEMPTS	1,856 265	663 39	284 55	668 111	238 59	3 1
750.110-A	Breaking & Entering - Unoccupied Bldg. w/ Intent	10 ATTEMPTS	3		2		1	
750.110A3	Home Invasion - 2nd Degree	15 ATTEMPTS	2,140 193	1,053 53	157 39	549 55	372 46	9
750.110A4	Home Invasion - 3rd Degree	5 ATTEMPTS	529 47	115 3	118 18	223 22	72 4	1
750.111	Breaking & Entering - Entry w/o Breaking, w/ Intent	5 ATTEMPTS	174 37	43 2	35 6	68 11	28 18	
750.113	Breaking & Entering - Coin Box	MISD ATTEMPTS	1		1			
750.115	Breaking & Entering - Illegal Entry w/o Owner's Permission/Denied	MISD ATTEMPTS	8 1			1	6 1	1
750.115A	Illegal Entry (w/o Owners Permission)	MISD ATTEMPTS	110 3		47 2	24	36	3 1
750.116	Burglar's Tools - Possess	10 ATTEMPTS	157 13	61 1	17 4	50 3	29 5	
750.117	Public Officer - Bribery	4 ATTEMPTS	4 3		1	2 2	1	

NOTE: Be sure to check for related offense codes when examining a particular type of crime. They may or may not be in sequential order or even on the same page. Offenders may have multiple dispositions.

A2a 2011 Criminal Court Dispositions by Offense and Type of Disposition — Non-Assaultive Offenses

Page 8 of 21

			DISPOSITIONS					
Compiled Laws	Offense	Max. Penalty	Total	Prison ¹	Jail	Jail/ Probation ²	Probation ²	Other ³
GRAND TOTAL			38,929	8,824	8,475	12,603	8,592	435
%				23%	22%	32%	22%	1%
VIOLATIONS			34,915	8,565	7,503	11,389	7,074	384
ATTEMPTS			4,014	259	972	1,214	1,518	51
750.118	Public Officer - Accepting Bribe	10	1	1				
		ATTEMPTS						
750.1227A	Witness - Bribe/Intimidate/ Interfere	4	26	5	4	11	6	
		ATTEMPTS	4		1	1	2	
750.123	Bribery - Public Officer for Nonperformance of Duty	MISD	1			1		
		ATTEMPTS						
750.125	Bribery - Agents, Servants, Employees	MISD	1			1		
		ATTEMPTS						
750.131	Check - Non-Sufficient Funds	2	1				1	
		ATTEMPTS	1				1	
750.1313A1	Check - Non-Sufficient Funds, Less than \$100	MISD	4		4			
		ATTEMPTS						
750.1313B1	Check - Non-Sufficient Funds, \$100 - <\$500	1	36		10	12	13	1
		ATTEMPTS	2			1	1	
750.1313B2	Check - Non-Sufficient Funds, \$100 - <\$500 - 3rd+ Offense	2	2	1			1	
		ATTEMPTS						
750.1313C	Check - Non-Sufficient Funds, \$500 or more	2	87	11	16	34	25	1
		ATTEMPTS	3		1	1		1
750.131A	Check - No Account or Non-Sufficient Funds	2	1		1			
		ATTEMPTS						
750.131A1	Check - No Account	2	249	24	75	87	55	8
		ATTEMPTS	27		9	9	9	
750.131A2	Check - Non-Sufficient Funds, Three w/in 10 days	2	74	15	20	22	16	1
		ATTEMPTS	2			1		1
750.141a	Furnish Alcoholic Beverage to Minors	MISD	1			1		
		ATTEMPTS						
750.147B	Ethnic Intimidation	2	11	1	4	2	4	
		ATTEMPTS	2			1	1	
750.150	Children - Concealing Death of Infant Child	MISD	1		1			
		ATTEMPTS						
750.157A	Compounding Offenses	5	21	10	2	2	7	
		ATTEMPTS	1				1	
750.157AB	Conspiracy - Gamble Illegally	5	1				1	
		ATTEMPTS						
750.157N1	Financial Transaction Device - Steal/Retain w/o Consent	4	1,038	131	277	370	254	6
		ATTEMPTS	72	1	17	32	22	
750.157N2	Financial Transaction Device - Possess Fraudulent One	4	99	18	16	28	37	
		ATTEMPTS	3		1	1	1	
750.157P	Financial Transaction Device - Possess w/ Intent to Use/Sell	4	139	11	35	43	49	1
		ATTEMPTS	21	2	11	7	1	
750.157Q	Financial Transaction Device - Illegal Sale/Use	4	351	56	86	125	83	1
		ATTEMPTS	41	2	14	18	6	1
750.157R	Financial Transaction Device - Forge/Alter/Counterfeit	4	12	10		2		
		ATTEMPTS						
750.157S	Financial Transaction Device - Use Revoked/Cancelled	2	2				2	
		ATTEMPTS						
750.157S1B1	Financial Transaction Device - Use Revoked/Cancelled, \$100-<\$500	1	1		1			
		ATTEMPTS						

NOTE: Be sure to check for related offense codes when examining a particular type of crime. They may or may not be in sequential order or even on the same page. Offenders may have multiple dispositions.

A2a 2011 Criminal Court Dispositions by Offense and Type of Disposition — Non-Assaultive Offenses

Page 9 of 21

			DISPOSITIONS					
Compiled Laws	Offense	Max. Penalty	Total	Prison ¹	Jail	Jail/ Probation ²	Probation ²	Other ³
GRAND TOTAL			38,929	8,824	8,475	12,603	8,592	435
%				23%	22%	32%	22%	1%
VIOLATIONS ATTEMPTS			34,915	8,565	7,503	11,389	7,074	384
			4,014	259	972	1,214	1,518	51
750.157S1B2	Financial Transaction Device - Illegal Use \$100 - <\$500 - 3rd+ Ofns	2 ATTEMPTS	1		1			
750.157U	Financial Transaction Device - Overcharge	4 ATTEMPTS	2				2	
750.157V	Financial Transaction Device - False ID	4 ATTEMPTS	1				1	
750.157W1B1	Financial Trans. Device - Fraud Withdraw/ Transfer, \$200 - <\$1K	1 ATTEMPTS	16	1	7	4	4	
750.157W1C1	Financial Trans. Device - Fraud Withdraw/ Transfer, \$1K - <\$20K	5 ATTEMPTS	1			1		
750.157W1D1	Financial Trans. Device - Fraud Withdraw/ Transfer, \$20K or More	10 ATTEMPTS	2			2		
750.15911	Criminal Enterprise - Conduct	20 ATTEMPTS	4		2		2	
750.15912	Criminal Enterprise - Acquire/Maintain	20 ATTEMPTS	8	2		4	2	
750.15913	Criminal Enterprise - Racketeering Proceeds	20 ATTEMPTS	1	1				
750.15914-A	Criminal Enterprise - Conspiracy	20 ATTEMPTS	2			2		
750.160	Dead Bodies - Disinterment and Mutilation	10 ATTEMPTS	3	2			1	
750.161	Desertion/Abandon/Non-Support	3 ATTEMPTS	8	8				
750.165	Child Support - Fail to Pay	4 ATTEMPTS	11	2	3	2	4	
750.167	Disorderly Person	MISD ATTEMPTS	4	1	1		2	
750.1671A	Disorderly Person - Non-Support	MISD ATTEMPTS	1,105	55	161	352	533	4
750.1671C	Disorderly Person - Window Peeper	MISD ATTEMPTS	121	1	18	38	64	
750.1671DB	Disorderly Person - Illegal Occupation	MISD ATTEMPTS	6		3	2	1	
750.1671E	Disorderly Person - Drunk	MISD ATTEMPTS	17		5	1	8	3
750.1671J	Disorderly Person - Loitering about Illegal Business	MISD ATTEMPTS	1				1	
750.1671L	Disorderly Person - Jostling	MISD ATTEMPTS	2		2			
750.170	Disturbing the Peace	MISD ATTEMPTS	3		2	1		
750.174-B	Embezzlement - Agent or Trustee, Over \$100	10 ATTEMPTS	32		16	11	2	3
750.1742	Embezzlement - Less Than \$200	MISD ATTEMPTS	7		4		1	2
750.1743A	Embezzle - Agent or Trustee \$200 - <\$1K	1 ATTEMPTS	9		2	2	4	1
			51		26	13	9	3
			1					1
			5		3	1	1	
			1		1			
			41		13	9	15	4

NOTE: Be sure to check for related offense codes when examining a particular type of crime. They may or may not be in sequential order or even on the same page. Offenders may have multiple dispositions.

A2a 2011 Criminal Court Dispositions by Offense and Type of Disposition — Non-Assaultive Offenses

Page 10 of 21

			DISPOSITIONS					
Compiled Laws	Offense	Max. Penalty	Total	Prison ¹	Jail	Jail/ Probation ²	Probation ²	Other ³
	GRAND TOTAL		38,929	8,824	8,475	12,603	8,592	435
	%			23%	22%	32%	22%	1%
	VIOLATIONS		34,915	8,565	7,503	11,389	7,074	384
	ATTEMPTS		4,014	259	972	1,214	1,518	51
750.1743B	Embezzlement - <\$200 - 2nd Offense	MISD ATTEMPTS	1		1			
750.1744A	Embezzle - Agent or Trustee, \$1K - <\$20K	5 ATTEMPTS	265	13	23	117	109	3
750.1744B	Embezzle - Agent or Trustee, \$200 - <\$1K - 2nd+ Offense	5 ATTEMPTS	51	1	9	25	16	
750.1744C	Embezzle - \$200 - <\$1K from Non-Profit or Charity	5 ATTEMPTS	2			2		
750.1745A	Embezzle - Agent or Trustee, \$20K - <\$50K	5 ATTEMPTS	2			1	1	
750.1745C	Embezzle - \$1K - <\$20K from Non-Profit or Charity	10 ATTEMPTS	50	8	9	15	18	
750.1746	Embezzle - \$50K - <\$100K	10 ATTEMPTS	6	2	1		3	
750.1747	Embezzlement - \$100K or More	10 ATTEMPTS	22	1	1	8	12	
750.174A	Embezzlement - From Vulnerable Adult	15 ATTEMPTS	2			1	1	
750.174A2	Embezzlement - From Vulnerable Adult, Less than \$200	15 ATTEMPTS	29	8	2	11	8	
750.174A3A	Embezzlement - From Vulnerable Adult, \$200 - <\$1K	15 ATTEMPTS	1			4	5	
750.174A4A	Embezzlement - From Vulnerable Adult, \$1K - <\$20K	10 ATTEMPTS	21	12				
750.174A5A	Embezzlement - From Vulnerable Adult, \$20K or More	10 ATTEMPTS	1		1			
750.175	Embezzle - Public Official, Over \$50	10 ATTEMPTS	1		1			
750.180	Embezzle - Financial Institutions	20 ATTEMPTS	6		1	2	3	
750.1814A	Embezzle - Jointly Held Property, \$1K - <\$20K	5 ATTEMPTS	42	5	10	19	7	1
750.1815A	Embezzle - Jointly Held Property \$20K or More	10 ATTEMPTS	8			7	1	
750.183B	Escape - Aiding Prisoner - Misdemeanor	10 ATTEMPTS	10	2		3	5	
750.186A	Escape - Juvenile Facility	10 ATTEMPTS	2			1	1	
750.193	Escape - Prison	10 ATTEMPTS	39	21	3	8	7	
750.1951	Escape - From Misdemeanor Jail Sentence	20 ATTEMPTS	5			5		
750.1952	Escape - From Felony Jail Sentence	5 ATTEMPTS	1	1			1	
750.1971	Escape - Awaiting Trial for Misdemeanor	4 ATTEMPTS	1	1				
750.1972	Escape - Awaiting Trial for Felony	4 ATTEMPTS	1	1				

NOTE: Be sure to check for related offense codes when examining a particular type of crime. They may or may not be in sequential order or even on the same page. Offenders may have multiple dispositions.

A2a 2011 Criminal Court Dispositions by Offense and Type of Disposition — Non-Assaultive Offenses

Page 11 of 21

			DISPOSITIONS					
Compiled Laws	Offense	Max. Penalty	Total	Prison ¹	Jail	Jail/ Probation ²	Probation ²	Other ³
	GRAND TOTAL		38,929	8,824	8,475	12,603	8,592	435
	%			23%	22%	32%	22%	1%
	VIOLATIONS		34,915	8,565	7,503	11,389	7,074	384
	ATTEMPTS		4,014	259	972	1,214	1,518	51
750.197A	Escape - Lawful Custody	1	14		8	3	3	
	ATTEMPTS							
750.1992	Harboring Misdemeanants	MISD	1		1			
	ATTEMPTS							
750.1993	Harboring Felons	4	9	1	1	4	3	
	ATTEMPTS		5		1	2	2	
750.199A	Bond - Abscond or Forfeit	4	72	27	22	18	5	
	ATTEMPTS		21	1	10	7	3	
750.200L	Harmful Substance/Device - Person Falsely Exposed	5	1		1			
	ATTEMPTS							
750.2153	Impersonate Peace Officer to Commit Crime	4	5	3		2		
	ATTEMPTS							
750.217	Obstruct Officer By Disguise	1	2		1			1
	ATTEMPTS							
750.217D	False Personation - Health Professional	15	2	1		1		
	ATTEMPTS							
750.217F	Impersonate Firefighter/ Emergency Medical Personnel	2	1	1				
	ATTEMPTS							
750.218	False Pretenses w/ Intent to Defraud	10	1		1			
	ATTEMPTS							
750.218-B	False Pretenses - Over \$100	10	3	1	2			
	ATTEMPTS		2		2			
750.2183	False Pretenses - Less Than \$200	MISD	7		1	2	3	1
	ATTEMPTS							
750.2183A	False Pretenses - \$200 - <\$1K	1	79	1	23	19	30	6
	ATTEMPTS							
750.2184A	False Pretenses - \$1K - <\$20K	5	201	46	20	82	53	
	ATTEMPTS		15	1	3	7	4	
750.2184B	False Pretenses - \$200 - <\$1K - 2nd+ Offense	5	2	1	1			
	ATTEMPTS							
750.2185A	False Pretenses - \$20K or More	10	60	11	8	16	25	
	ATTEMPTS		7		2	1	4	
750.219	False Statements - Financial Condition	MISD	4		2		1	1
	ATTEMPTS							
750.219E	Financial Institution - Unauthorized Credit Application	4	5			1	4	
	ATTEMPTS							
750.219F	Financial Institution - Forward Unauthorized Credit App	4	1				1	
	ATTEMPTS							
750.220	False Statement - Credit Application	MISD	1		1			
	ATTEMPTS							
750.224	Weapons - Dangerous Weapon, Sale/Possess	5	1			1		
	ATTEMPTS							
750.2241-A	Weapons - Dangerous Weapon, Misc.	5	77	3	23	24	27	
	ATTEMPTS		15		2	3	10	
750.2241-B	Weapons - Dangerous Weapon, Gas Ejecting Device	5	1					1
	ATTEMPTS							
750.224A	Weapons - Taser, Possession or Sale Taser	4	35	3	9	9	14	
	ATTEMPTS		14		4	1	8	1

NOTE: Be sure to check for related offense codes when examining a particular type of crime. They may or may not be in sequential order or even on the same page. Offenders may have multiple dispositions.

A2a 2011 Criminal Court Dispositions by Offense and Type of Disposition — Non-Assaultive Offenses

Page 12 of 21

			DISPOSITIONS					
Compiled Laws	Offense	Max. Penalty	Total	Prison ¹	Jail	Jail/ Probation ²	Probation ²	Other ³
GRAND TOTAL			38,929	8,824	8,475	12,603	8,592	435
%				23%	22%	32%	22%	1%
VIOLATIONS			34,915	8,565	7,503	11,389	7,074	384
ATTEMPTS			4,014	259	972	1,214	1,518	51
750.224B	Weapons - Firearms, Short-Barrel Shotgun/Rifle	5 ATTEMPTS	69 4	25	8 2	17	18 2	1
750.224F	Weapons - Firearms, Possession by Felon	5 ATTEMPTS	924 27	470 1	121 4	145 13	169 7	19 2
750.226	Weapons - Dangerous Weapon, Carry w/ Unlawful Intent	5 ATTEMPTS	112 3	48	13 1	34 2	16	1
750.226A	Weapons - Switchblade, Possession or Sale	1 ATTEMPTS	33 1		15	10 1	6	2
750.227	Weapons - Carry Concealed	5 ATTEMPTS	1,305 736	288 7	247 95	353 73	406 554	11 7
750.227A	Weapons - Firearms - Unlawful Possession by Security Guard	4 ATTEMPTS	1				1	
750.227B	Weapons - Felony Firearm	10 ATTEMPTS	2	2				
750.227B-A	Weapons - Felony Firearm	2 ATTEMPTS	1,707 7	1,599	5 1	5 2	87 3	11 1
750.227B-B	Weapons - Felony Firearm - 2nd Offense	5 ATTEMPTS	125	125				
750.227B-C	Weapons - Felony Firearm - 3rd Offense	10 ATTEMPTS	6	6				
750.227C	Weapons - Firearms, Possess Loaded in Vehicle	2 ATTEMPTS	45 15	5	7 4	16 4	13 7	4
750.227D	Weapons - Firearms, Improper Possession in Vehicle	MISD ATTEMPTS	14		7	2	4	1
750.227G9A	Weapons - Body Armor - Possess/Use by Violent Felon	4 ATTEMPTS	3		1	2		
750.230	Weapons - Firearms, Alter ID Marks	2 ATTEMPTS	8 1		1	4	3	1
750.232A1	Weapons - Firearms - Purchasing w/o License	MISD ATTEMPTS	38 1		3	4	31 1	
750.232A3	Weapons - Firearms, False Application	4 ATTEMPTS	1 1				1 1	
750.234D	Weapons - Firearms, Possess on Restricted Premises	MISD ATTEMPTS	1				1	
750.234E	Weapons - Firearms - Brandishing in Public	MISD ATTEMPTS	34		3	4	25	2
750.234F	Weapons - Firearms - Possession by Minor in Public	MISD ATTEMPTS	1		1			
750.237A1	Weapon - Free School Zones, General Felony Violations	5 ATTEMPTS	2		1		1	
750.237A2	Weapon - Free School Zones, General Misdemeanor	MISD ATTEMPTS	5		1	2	2	
750.243A	Fireworks - Possession	MISD ATTEMPTS	1			1		
750.248	Forgery	14 ATTEMPTS	244 21	50 3	47 5	78 10	69 3	
750.248A	Financial Transaction Device - Utter & Publish	4 ATTEMPTS	12 4		1 3	5 1	6	

NOTE: Be sure to check for related offense codes when examining a particular type of crime. They may or may not be in sequential order or even on the same page. Offenders may have multiple dispositions.

A2a 2011 Criminal Court Dispositions by Offense and Type of Disposition — Non-Assaultive Offenses

Page 13 of 21

			DISPOSITIONS					
Compiled Laws	Offense	Max. Penalty	Total	Prison ¹	Jail	Jail/ Probation ²	Probation ²	Other ³
	GRAND TOTAL		38,929	8,824	8,475	12,603	8,592	435
	%			23%	22%	32%	22%	1%
	VIOLATIONS		34,915	8,565	7,503	11,389	7,074	384
	ATTEMPTS		4,014	259	972	1,214	1,518	51
750.249	Utter & Publish	14	1,583	313	374	492	395	9
	ATTEMPTS		318	20	90	93	109	6
750.249A	Financial Transaction Device - Forgery	4	1		1			
	ATTEMPTS		6		3	3		
750.250	Forge State Warrant	7						
	ATTEMPTS		4		1	2	1	
750.252	Utter & Publish - Possess Counterfeit Note w/ Intent	7	1				1	
	ATTEMPTS		68	7	21	25	15	
750.253	Utter & Publish - Counterfeit Bills/Notes	5	7		4		3	
	ATTEMPTS		8	4	4			
750.254	Utter & Publish - Possess Counterfeit Bank/State/Bills	5						
	ATTEMPTS		3	1	1	1		
750.255	Counterfeiting - Possess Tools	10						
	ATTEMPTS		4	1	1		2	
750.260	Counterfeiting - Coins/Possess 5 or more	LIFE	6	1			5	
	ATTEMPTS		3		1	1	1	
750.261	Counterfeiting - Coins/Possess Less than 5	10						
	ATTEMPTS		1				1	
750.264	Counterfeiting - Possession of Counterfeit Marks	MISD						
	ATTEMPTS		1	1				
750.273	Fraud - Obtain Signature to Financial Document	10						
	ATTEMPTS		2	2				
750.280	Fraud - Common Law	10	1					
	ATTEMPTS		1			1		
750.282	Public Utility - Fraudulent Use	4						
	ATTEMPTS		2				2	
750.282-B	Public Utility - Fraudulent Use, Over \$500	4	1				1	
	ATTEMPTS		16	1	1	5	9	
750.282B	Public Utility - Fraudulent Use, Over \$500	4						
	ATTEMPTS		5	2	3			
750.285	Obtain Personal Identity Info w/o Permission	5						
	ATTEMPTS		2		1	1		
750.292	Innkeeper - Defrauding	4						
	ATTEMPTS		1			1		
750.300A1A	Food Stamps - Fraud, \$250 or Less	10						
	ATTEMPTS		4		1	2	1	
750.300A1B	Food Stamps - Fraud, Greater than \$250-<\$1K	5	15		3	3	8	1
	ATTEMPTS		7		1	3	2	1
750.300A1C	Food Stamps - Fraud Over \$1K	10	19			10	9	
	ATTEMPTS		1		1			
750.301	Gambling - Take Bets	1						
	ATTEMPTS		3				1	2
750.303-A	Gambling House - Maintain for Gain	2						
	ATTEMPTS		1					1
750.314-B	Gambling - Winning More Than \$50 at Cards/Dice	MISD						
	ATTEMPTS		1				1	
750.337	Indecent Language	Misd						
	ATTEMPTS		1				1	

NOTE: Be sure to check for related offense codes when examining a particular type of crime. They may or may not be in sequential order or even on the same page. Offenders may have multiple dispositions.

A2a 2011 Criminal Court Dispositions by Offense and Type of Disposition — Non-Assaultive Offenses

Page 14 of 21

			DISPOSITIONS					
Compiled Laws	Offense	Max. Penalty	Total	Prison ¹	Jail	Jail/ Probation ²	Probation ²	Other ³
GRAND TOTAL			38,929	8,824	8,475	12,603	8,592	435
%				23%	22%	32%	22%	1%
VIOLATIONS			34,915	8,565	7,503	11,389	7,074	384
ATTEMPTS			4,014	259	972	1,214	1,518	51
750.356	Larceny	10	2				2	
		ATTEMPTS						
750.356-A	Larceny - Over \$100 (obsolete)	5	1		1			
		ATTEMPTS						
750.3562A	Larceny - \$20K or More	10	23	9	5	5	4	
		ATTEMPTS	4		2	2		
750.3563A	Larceny - \$1K - <\$20K	5	343	83	54	147	58	1
		ATTEMPTS	59	3	17	27	12	
750.3563B	Larceny - \$200 - <\$1K - 2nd+ Offense	5	15	6	2	6	1	
		ATTEMPTS						
750.3564A	Larceny - \$200 - < \$1K	1	202		72	56	68	6
		ATTEMPTS	2		1	1		
750.3564B	Larceny - Less Than \$1K - 2nd+ Offense	MISD	2				2	
		ATTEMPTS						
750.3565	Larceny - Less Than \$200	MISD	75		46	15	13	1
		ATTEMPTS	2		1			1
750.356A	Larceny - From Motor Vehicle	10	16	2	3	6	5	
		ATTEMPTS	8	1	2	1	4	
750.356A1	Larceny - From Motor Vehicle	5	966	148	203	405	209	1
		ATTEMPTS	93	5	28	29	31	
750.356A2A	Breaking & Entering - Vehicle/Semi- Trailer/House Trailer, <\$200	MISD	115		55	33	24	3
		ATTEMPTS	2			2		
750.356A2B1	Breaking & Entering - Vehicle/Semi- Trailer/House Trailer, \$200 - <\$1K	1	24		12	5	6	1
		ATTEMPTS						
750.356A2C1	Breaking & Entering - Vehicle/Semi- Trailer/House Trailer, \$1K - <\$20K	5	37	9	8	15	5	
		ATTEMPTS	2			2		
750.356A2C2	Breaking & Entering - Vehicle/Semi-Trailer/ House Trailer, \$200-<\$1K - 2nd+Ofns	5	2	1			1	
		ATTEMPTS						
750.356A2D1	Breaking & Entering - Vehicle/Semi- Trailer/House Trailer, \$20K or More	10	2	1		1		
		ATTEMPTS						
750.356A3	Breaking & Entering - Vehicle Semi- Trailer/House Trailer, w/ Damage	5	290	64	73	100	52	1
		ATTEMPTS	30	2	10	7	11	
750.356B	Breaking & Entering - Coin Telephone	4	1		1			
		ATTEMPTS						
750.356C	Retail Fraud - 1st Degree	5	1,040	311	259	325	137	8
		ATTEMPTS	46	2	18	11	15	
750.356D	Retail Fraud - 2nd Degree	1	128	1	61	30	32	4
		ATTEMPTS						
750.356D4	Retail Fraud - 3rd Degree	MISD	83	3	41	21	17	1
		ATTEMPTS	2		1		1	
750.357	Larceny from Person	10	367	95	72	128	72	
		ATTEMPTS	61	12	19	20	10	
750.357B	Weapons - Firearms - Larceny	5	142	54	15	47	25	1
		ATTEMPTS	7		1	4	2	
750.359	Larceny - From Vacant Building	MISD	7		2	1	4	
		ATTEMPTS						
750.360	Larceny in Building	4	2,153	329	516	865	433	10
		ATTEMPTS	457	10	133	231	79	4

NOTE: Be sure to check for related offense codes when examining a particular type of crime. They may or may not be in sequential order or even on the same page. Offenders may have multiple dispositions.

A2a 2011 Criminal Court Dispositions by Offense and Type of Disposition — Non-Assaultive Offenses

Page 15 of 21

			DISPOSITIONS					
Compiled Laws	Offense	Max. Penalty	Total	Prison ¹	Jail	Jail/ Probation ²	Probation ²	Other ³
	GRAND TOTAL		38,929	8,824	8,475	12,603	8,592	435
	%			23%	22%	32%	22%	1%
	VIOLATIONS		34,915	8,565	7,503	11,389	7,074	384
	ATTEMPTS		4,014	259	972	1,214	1,518	51
750.360A2A	Theft Detection Device - Deactivate/ Remove	MISD ATTEMPTS	8		8			
750.360A2B	Theft Detection Device - Deactivate/ Remove - 2nd Offense	4 ATTEMPTS	2		1		1	
750.362	Larceny by Conversion	10 ATTEMPTS	1				1	
750.3622A	Larceny by Conversion, \$20K or More	10 ATTEMPTS	10	2	1	5	2	
750.3622B	Larceny by Conversion, \$1K - <\$20K - 3rd+ Offense	10 ATTEMPTS	1	1		1		
750.3623A	Larceny by Conversion, \$1K - <\$20K	5 ATTEMPTS	99	28	11	34	24	2
750.3623B	Larceny by Conversion, \$200 - <\$1K - 2nd+ Offense	5 ATTEMPTS	4		2	1	1	
750.3623B	Larceny by Conversion, \$200 - <\$1K - 2nd+ Offense	5 ATTEMPTS	3	2		1		
750.3624A	Larceny by False Personation, \$200 - <\$1K	MISD ATTEMPTS	22		8	7	5	2
750.3625	Larceny by Conversion, Less than \$200	MISD ATTEMPTS	5		3	1		1
750.362A2A	Fail to Return Rented Property, \$20K or More	10 ATTEMPTS	4		2		2	
750.362A3A	Fail to Return Rented Property, \$1K - <\$20K	5 ATTEMPTS	17		5	7	5	
750.362A3A	Fail to Return Rented Property, \$1K - <\$20K	5 ATTEMPTS	3		1	1	1	
750.362A4A	Failure to Return Rented Property - 1 Year Misd.	MISD ATTEMPTS	7			2	3	2
750.362A5	Failure to Return Rented Property - 93 Day Misd.	MISD ATTEMPTS	1		1			
750.362AA	Fail to Return Rented Property, Over \$100 (Obsolete)	2 ATTEMPTS	1			1		
750.3633A	Larceny by False Personation, \$1K - <\$20K	5 ATTEMPTS	3	3				
750.3633A	Larceny by False Personation, \$1K - <\$20K	5 ATTEMPTS	2	1		1		
750.3634A	Larceny by False Personation, \$200 - <\$1K	MISD ATTEMPTS	1		1			
750.377A	Malicious Destruction Pers. Prop.	10 ATTEMPTS	3		2	1		
750.377A1A1	Malicious Destruction Pers. Prop., \$20K Or More	10 ATTEMPTS	4	2		2		
750.377A1B1	Malicious Destruction Pers. Prop., \$1K - <\$20K	5 ATTEMPTS	251	31	48	93	77	2
750.377A1B1	Malicious Destruction Pers. Prop., \$1K - <\$20K	5 ATTEMPTS	25	4	7	9	5	
750.377A1B2	Malicious Destruction Pers. Prop., \$200 - <\$1K - 2nd+ Offense	5 ATTEMPTS	6		1	1	4	
750.377A1C1	Malicious Destruction Pers. Prop., \$200 - <\$1K	1 ATTEMPTS	157		57	34	65	1
750.377A1C1	Malicious Destruction Pers. Prop., \$200 - <\$1K	1 ATTEMPTS	2		2			
750.377A1D	Malicious Destruction Pers. Prop., Under \$200	MISD ATTEMPTS	77		31	24	19	3
750.379	Malicious Destruction of Prop., Bridges/Railroads/Locks	4 ATTEMPTS	1	1				
750.3802A	Malicious Destruction of Bldg., \$20K or More	10 ATTEMPTS	6	2		3	1	

NOTE: Be sure to check for related offense codes when examining a particular type of crime. They may or may not be in sequential order or even on the same page. Offenders may have multiple dispositions.

A2a 2011 Criminal Court Dispositions by Offense and Type of Disposition — Non-Assaultive Offenses

Page 16 of 21

			DISPOSITIONS					
Compiled Laws	Offense	Max. Penalty	Total	Prison ¹	Jail	Jail/ Probation ²	Probation ²	Other ³
GRAND TOTAL			38,929	8,824	8,475	12,603	8,592	435
%				23%	22%	32%	22%	1%
VIOLATIONS			34,915	8,565	7,503	11,389	7,074	384
ATTEMPTS			4,014	259	972	1,214	1,518	51
750.3803A	Malicious Destruction of Bldg., \$1K - <\$20K	5 ATTEMPTS	96 7	18	18 1	32 3	28 3	
750.3803B	Malicious Destruction of Bldg., \$200 - <\$1K - 2nd+ Offense	5 ATTEMPTS	1			1		
750.3804A	Malicious Destruction of Bldg., \$200 - <\$1K	1 ATTEMPTS	56 2	2	19	16 1	17	2 1
750.3804B	Malicious Destruction of Bldg., <\$200 - 2nd Offense	MISD ATTEMPTS	1			1		
750.3805	Malicious Destruction of Bldg., <\$200	MISD ATTEMPTS	28	1	16	6	4	1
750.380A	Malicious Destruction of Bldg., Over \$100 (Obsolete)	4 ATTEMPTS	1			1		
750.381	Malicious Destruction of Bldg., Gates/Fences	MISD ATTEMPTS	1		1			
750.3821A	Malicious Destruction of Property - Trees, Shrubs, Crops, Grass, Soil	MISD ATTEMPTS	3		2	1		
750.3821B1	Mal. Destr. Trees/Shrubs/etc. \$200 - < \$1K	1 ATTEMPTS	3		1	1	1	
750.3821C1	Mal. Destr. Trees/Shrubs/etc. \$1K - <\$20K	5 ATTEMPTS	4	1	1	2		
750.383A	Malicious Destruction of Prop., Utility Prop.	4 ATTEMPTS	37 10	8	2 1	11 2	16 7	
750.3872	Malicious Destruction of Tombs/ Memorials	10 ATTEMPTS	1				1	
750.3874A	Malicious Destruction of Tombs/ Memorials	MISD ATTEMPTS	1			1		
750.3875A	Malicious Destruction of Tombs/ Memorials, \$1K - <\$20K	5 ATTEMPTS	3			3		
750.411A1A	False Report of Misdemeanor	MISD ATTEMPTS	30 1		7 1	4	13	6
750.411A1B	False Report of Felony	4 ATTEMPTS	169 55	21 4	35 12	58 18	55 20	1
750.411A2	False Bomb Threat	4 ATTEMPTS	1		1			
750.411A3A	False Report/Threat of Bomb/ Harmful Device	4 ATTEMPTS	21	3	4	11	3	
750.411L	Money Laundering - 4th Degree	2 ATTEMPTS	1				1	
750.411M	Money Laundering - 3rd Degree	5 ATTEMPTS	2	1		1		
750.411N	Money Laundering - 2nd Degree	10 ATTEMPTS	1	1				
750.411U	Gang Membership - Assoc/Member Commit/Attempt Felony	20 ATTEMPTS	2 1	2 1				
750.411V1	Gang Recruitment	5 ATTEMPTS	2			2		
750.413	Motor Vehicle - Unlawful Drive Away	5 ATTEMPTS	694 133	209 14	153 37	214 41	117 41	1

NOTE: Be sure to check for related offense codes when examining a particular type of crime. They may or may not be in sequential order or even on the same page. Offenders may have multiple dispositions.

A2a 2011 Criminal Court Dispositions by Offense and Type of Disposition — Non-Assaultive Offenses

Page 17 of 21

			DISPOSITIONS					
Compiled Laws	Offense	Max. Penalty	Total	Prison ¹	Jail	Jail/ Probation ²	Probation ²	Other ³
	GRAND TOTAL		38,929	8,824	8,475	12,603	8,592	435
	%			23%	22%	32%	22%	1%
	VIOLATIONS		34,915	8,565	7,503	11,389	7,074	384
	ATTEMPTS		4,014	259	972	1,214	1,518	51
750.414	Motor Vehicle - Unlawful Use	2	350	30	138	130	44	8
	ATTEMPTS		17		9	5	3	
750.414A	Motor Vehicle - Possess Master Key	MISD	6		1	2	3	
	ATTEMPTS							
750.4152	Motor Vehicle - Conceal/Misrep. Identity to Mislead	4	16		4	4	8	
	ATTEMPTS							
750.4155	Motor Vehicle - Possess/Deliver - ID Plates or Labels	4	1				1	
	ATTEMPTS							
750.4156	Motor Vehicle - Buy/Receive Part w/ ID Removed/Altered	10	1			1		
	ATTEMPTS							
750.422-A	Perjury - Court Proceeding, Capital Crime	LIFE	2	1			1	
	ATTEMPTS							
750.422-B	Perjury - Court Proceeding	15	5	2	2	1		
	ATTEMPTS		3		1	2		
750.423	Perjury - Other Than Court Proceeding	15	2			1	1	
	ATTEMPTS		1			1		
750.424-B	Perjury - Subornation, Court Proceeding	15	1	1				
	ATTEMPTS							
750.425-A	Perjury - Incite/Procure, Other Than Court Proceeding	5	2	2				
	ATTEMPTS							
750.425-B	Perjury - Incite/Procure, Court Proceeding	5	3		1	1	1	
	ATTEMPTS							
750.439	Polygamy	4	3		2		1	
	ATTEMPTS		1				1	
750.448	Prostitution - Accost and Solicit	MISD	12		8	3	1	
	ATTEMPTS							
750.451-D	Prostitution - 3rd+ Offense	2	46	4	26	14	1	1
	ATTEMPTS		1		1			
750.452	Prostitution - Keeping House of	5	2				2	
	ATTEMPTS							
750.457	Prostitution - Accept Earnings	20	1		1			
	ATTEMPTS							
750.478	Public Officer - Wilfull Neglect of Duty	MISD	3			1	2	
	ATTEMPTS							
750.478A2	Public Officer - Attempt to Obstruct Official Duties	2	1			1		
	ATTEMPTS							
750.483A2A	Interfering w/ Crime Report	MISD	17		6	2	8	1
	ATTEMPTS							
750.483A4A	Interfering w/ Police Investigation	MISD	6		3	1	2	
	ATTEMPTS							
750.483A6A	Tamper w/ Evidence	4	12	5	1	5	1	
	ATTEMPTS		4			3	1	
750.483A6B	Tamper w/ Evidence - Criminal Case Max >10 yr Term	10	6	5	1			
	ATTEMPTS							
750.49-A	Animals - Fighting	4	8	3		5		
	ATTEMPTS							
750.49-B	Animals - Attend Fight	4	21	1	1	15	4	
	ATTEMPTS		8		2	2	4	

NOTE: Be sure to check for related offense codes when examining a particular type of crime. They may or may not be in sequential order or even on the same page. Offenders may have multiple dispositions.

A2a 2011 Criminal Court Dispositions by Offense and Type of Disposition — Non-Assaultive Offenses

Page 18 of 21

			DISPOSITIONS					
Compiled Laws	Offense	Max. Penalty	Total	Prison ¹	Jail	Jail/ Probation ²	Probation ²	Other ³
GRAND TOTAL			38,929	8,824	8,475	12,603	8,592	435
%				23%	22%	32%	22%	1%
VIOLATIONS			34,915	8,565	7,503	11,389	7,074	384
ATTEMPTS			4,014	259	972	1,214	1,518	51
750.49-C	Animals - Fighting, Possess Equipment	4 ATTEMPTS	5		2	3		
750.490	Public Money - Safe Keeping	2 ATTEMPTS	5			5		
750.490A	Public Officer - Purchase Goods for Private Purpose	MISD ATTEMPTS	1				1	
750.492A1B	Medical Record - Recklessly Placing False Info - Health Care Provider	MISD ATTEMPTS	4				4	
750.502D	Anhydrous Ammonia Container, Unauthorized Tampering	4 ATTEMPTS	2		1	1		
750.504A	Animals - Abandon/Cruelty to 1 Animal	MISD ATTEMPTS	5		1		2	2
750.504B	Animals - Abandon/Cruelty to 2 or 3 Animals	1 ATTEMPTS	1				1	
750.504C	Animals - Abandon/Cruelty to 4 - 9 Animals	2 ATTEMPTS	1		1	4		
750.504D	Animals - Abandon/Cruelty to 10 or More Animals	4 ATTEMPTS	3			1	2	
750.505	Common Law Offenses	5 ATTEMPTS	3		1		2	
750.505-A	Obstruction of Justice	5 ATTEMPTS	2	1				1
750.505-B	Accessory After the Fact to Felony	5 ATTEMPTS	36	15	9	10	2	
750.505-C	Common Law Offenses	5 ATTEMPTS	13	1	5	5	2	
750.5082B	Police Radio Receivers/Scanners, Use in Commission of Felony	2 ATTEMPTS	86	8	15	38	25	
750.50B	Animals - Kill/Torture	4 ATTEMPTS	6		4	2		
750.535	Stolen Prop. - Receive & Conceal (Obsolete)	10 ATTEMPTS	3	1	1		1	
750.535-B	Stolen Prop. - Receive & Conceal, <\$100 (Obsolete)	MISD ATTEMPTS	7	3		3	1	
750.5352A	Stolen Prop. - Receive & Conceal, \$20K or More	10 ATTEMPTS	45	7	8	24	6	
750.5352B	Stolen Prop. - Receive & Conceal, \$1K - <\$20K - 3rd+ Offense	10 ATTEMPTS	6		2	2	1	1
750.5353A	Stolen Prop. - Receive & Conceal, \$1K - <\$20K	5 ATTEMPTS	1				1	
750.5353B	Stolen Prop. - Receive & Conceal, \$200 - <\$1K - 2nd+ Offense	5 ATTEMPTS	1	1				
750.5354A	Stolen Prop. - Receive & Conceal, \$200 - <\$1K	1 ATTEMPTS	41	4	12	15	10	
750.5355	Stolen Prop. - Receive & Conceal, Under \$200	MISD ATTEMPTS	9	1	1	6	1	
750.5357	Stolen Prop. - Receive & Conceal, Motor Vehicle	5 ATTEMPTS	3	3				
			510	136	83	187	102	2
			60	1	18	22	18	1
			8	4	2		1	1
			2		1	1		
			124	4	34	37	48	1
			45		25	9	11	
			716	164	137	163	252	
			149	3	26	21	98	1

NOTE: Be sure to check for related offense codes when examining a particular type of crime. They may or may not be in sequential order or even on the same page. Offenders may have multiple dispositions.

A2a 2011 Criminal Court Dispositions by Offense and Type of Disposition — Non-Assaultive Offenses

Page 19 of 21

			DISPOSITIONS					
Compiled Laws	Offense	Max. Penalty	Total	Prison ¹	Jail	Jail/ Probation ²	Probation ²	Other ³
GRAND TOTAL			38,929	8,824	8,475	12,603	8,592	435
%				23%	22%	32%	22%	1%
VIOLATIONS			34,915	8,565	7,503	11,389	7,074	384
ATTEMPTS			4,014	259	972	1,214	1,518	51
750.535A	Motor Vehicles - Operate Chop Shop	10 ATTEMPTS	3		1		2	
750.535A2	Motor Vehicles - Operate Chop Shop	10 ATTEMPTS	49	11	7	13	18	
			6		1	2	3	
750.535B	Weapons - Firearms, Receive & Conceal	10 ATTEMPTS	141	47	16	50	27	1
			16	1	8	4	3	
750.536A2	Property or Goods - Altering or Obliterating Identifying Numbers	MISD ATTEMPTS	1		1			
750.539B	Eavesdropping - Trespassing for	MISD ATTEMPTS	2		2			
750.539C	Eavesdropping	2 ATTEMPTS	1			1		
750.539D	Eavesdropping - Install/Use	2 ATTEMPTS	6			6		
			1				1	
750.540	Telephone - Tap/Cut Lines	2 ATTEMPTS	3	2			1	
750.5405A	Interfere w/ Electronic Communications	2 ATTEMPTS	177	32	51	72	22	
			28		9	13	5	1
750.540C4	Telecommunications - Access Device Violations	4 ATTEMPTS	3		1	2		
750.540E	Telecommunications - Malicious Use	MISD ATTEMPTS	22	1	9	5	6	1
			1			1		
750.543M	Terrorism - False Report or Threat	20 ATTEMPTS	6	6				
			5	3	1	1		
750.552	Trespass	MISD ATTEMPTS	23		9	6	3	5
			1		1			
750.552B	Trespass - State Correctional Facility	4 ATTEMPTS	1	1				
			1			1		
750.552c	Trespass Upon Key Facility	4 ATTEMPTS	5	2	1	1	1	
750.92	Attempt Commit Crime	10 ATTEMPTS	4			1	3	
752.10031	Health Care Fraud - False Claim	4 ATTEMPTS	5			1	4	
752.10032	Health Care Fraud - Medically Unnecessary	4 ATTEMPTS	1		1			
			1				1	
752.10033	Health Care Fraud - False Statement	4 ATTEMPTS	3	1	1	1		
752.10541	Copying Audio/Video Recordings for Gain - Misdemeanor	MISD ATTEMPTS	11		1		10	
752.10542	Copy Audio/Video for Gain - Felony	5 ATTEMPTS	36	1	3	5	27	
			14		4	1	9	
752.272	Chemical Agents - Prohibited Uses	MISD ATTEMPTS	1		1			
752.7971B1	Computers - Fraudulent Access, \$200 - <\$1K	1 ATTEMPTS	3		2		1	
752.7971C1	Computers - Fraudulent Access, \$1K - <\$20K	5 ATTEMPTS	2	1		1		

NOTE: Be sure to check for related offense codes when examining a particular type of crime. They may or may not be in sequential order or even on the same page. Offenders may have multiple dispositions.

A2a 2011 Criminal Court Dispositions by Offense and Type of Disposition — Non-Assaultive Offenses

Page 20 of 21

			DISPOSITIONS					
Compiled Laws	Offense	Max. Penalty	Total	Prison ¹	Jail	Jail/ Probation ²	Probation ²	Other ³
GRAND TOTAL			38,929	8,824	8,475	12,603	8,592	435
%				23%	22%	32%	22%	1%
VIOLATIONS			34,915	8,565	7,503	11,389	7,074	384
ATTEMPTS			4,014	259	972	1,214	1,518	51
752.7972A	Computers - Unauthorized Access	5 ATTEMPTS	8			2	6	
752.7973A	Computers - Use to Commit Crime Max 1 Yr or Less	1 ATTEMPTS	7	1		1	3	2
752.7973C	Computers - Use to Commit Crime Max 2 yrs - <4 yrs	4 ATTEMPTS	8	5	1	1	1	
752.7973D	Computers - Use to Commit Crime Max 4 yrs - <10 yrs	7 ATTEMPTS	153	70	8	39	36	
752.7973E	Computers - Use to Commit Crime Max 10 yrs - <20 yrs	10 ATTEMPTS	13	5		6	2	
752.7973F	Computers - Use to Commit Crime Max 20 yrs or More	20 ATTEMPTS	2			2		
752.811A	Breaking & Entering - Coin Operated Device	3 ATTEMPTS	7	7				
752.811B	Breaking & Entering - Possess Tool to Open Coin-Operated Device	3 ATTEMPTS	55	8	21	16	10	
767A.91A	Prosecutor's Investigative Perjury	15 ATTEMPTS	6		3	2	1	
767A.91B	Prosecutor's Investigative Subpoena Perjury	LIFE ATTEMPTS	2		1	1		
769.10	Habitual Offender - 2nd Offense	LIFE ATTEMPTS	1	1				
769.11	Habitual Offender - 3rd Offense	LIFE ATTEMPTS	1			1		
769.12	Habitual Offender - 4th Offense	LIFE ATTEMPTS	2		1	1		
780.62	Abscond on Misdemeanor Bond	MISD ATTEMPTS	6	5		1		
791.236	Sex Offender Reg - No Correct Adrs Before Leaving Prison	4 ATTEMPTS	2		2			
800.2811	Prisons - Furnish Contraband to Prisoner in Prison	5 ATTEMPTS	1		1			
800.2813	Prisons - Bring Contraband Into Prison	5 ATTEMPTS	14	6	1	7		
800.2814	Prisons - Prisoner Possessing Contraband	5 ATTEMPTS	14	3	1	9	1	
800.2833	Prisons - Bring Weapon into	5 ATTEMPTS	25	4	7	10	3	1
800.2834	Prisons - Prisoner Possessing Weapon	5 ATTEMPTS	3			3		
800.283A	Prisons - Furnish Cellphone to Prisoner	5 ATTEMPTS	23	19	2		1	1
801.2621A	Jails - Bring Weapon Into	5 ATTEMPTS	9	5	4			
801.2622	Jails - Prisoner Possess Weapon	5 ATTEMPTS	2				2	
801.2631	Jails - Furnish Contraband to Prisoner	5 ATTEMPTS	71	68		1		2
			19	19				
			1		1			
			2	1		1		
			2		1			
			10	6	2	1	1	
			1			1		
			25	9	7	5	4	
			1				1	

NOTE: Be sure to check for related offense codes when examining a particular type of crime. They may or may not be in sequential order or even on the same page. Offenders may have multiple dispositions.

A2a 2011 Criminal Court Dispositions by Offense and Type of Disposition — Non-Assaultive Offenses

Page 21 of 21

GRAND TOTAL		
%		
VIOLATIONS		
ATTEMPTS		
Compiled Laws	Offense	Max. Penalty
801.2632	Jails - Prisoner Possessing	5
	Contraband	ATTEMPTS

DISPOSITIONS					
Total	Prison ¹	Jail	Jail/ Probation ²	Probation ²	Other ³
38,929	8,824 23%	8,475 22%	12,603 32%	8,592 22%	435 1%
34,915	8,565	7,503	11,389	7,074	384
4,014	259	972	1,214	1,518	51
44	14	14	13	3	
7	2	2	2	1	

NOTE: Be sure to check for related offense codes when examining a particular type of crime. They may or may not be in sequential order or even on the same page. Offenders may have multiple dispositions.

¹ Includes HYTA Prison.

² Includes Delayed and Suspended Sentences, HYTA Probation, and SAI Probation.

³ Includes Restitution, Fines, Costs, Community Service and DHS sentences.

Source: OMNI Court Disposition Extracts

A2b 2011 Criminal Court Dispositions by Offense and Type of Disposition — Drug Offenses

Page 1 of 4

			DISPOSITIONS					
Compiled Laws	Offense	Max. Penalty	Total	Prison ¹	Jail	Jail/ Probation ²	Probation ²	Other ³
	GRAND TOTAL		18,086	2,109	4,444	6,451	4,883	199
	%			12%	24%	36%	27%	1%
	VIOLATIONS		16,892	2,048	4,210	6,194	4,246	194
	ATTEMPTS		1,194	61	234	257	637	5
333.17766	Contr. Sub. - Drugs, Obtain by False Rx	MISD	1				1	
	ATTEMPTS							
333.17766B	Contr. Sub. - Drugs, Obtain by False Representation	MISD	1			1		
	ATTEMPTS							
333.17766C	Contr. Sub. - Drugs, Falsely Make/Utter/Publish/Pass/Alter/Forge Rx	2	2			1	1	
	ATTEMPTS							
333.17766C1	Contr. Sub. - Ephedrine/Pseudoephedrine Posses >12 grams	2	9		4	4		1
	ATTEMPTS							
333.17766D	Contr. Sub. - Drugs, Knowingly Posses False/Forged/Altered Rx	MISD	2		1	1		
	ATTEMPTS							
333.17766E	Contr. Sub. - Drugs, Knowingly Attempts to Possess False/Forged/Altered Rx	MISD	6		3	2	1	
	ATTEMPTS							
333.17766F	Contr. Sub. - Drugs, Possess/Control Rx for Purpose of Resale/Dispensary	MISD	1				1	
	ATTEMPTS							
333.26424	Contr. Sub. - Illegal Sale of Medical Marihuana	2	14		1	11	2	
	ATTEMPTS							
333.73022	Controlled Substances - Drugs, Label Alteration/Defacement	MISD	1					1
	ATTEMPTS							
333.7340	Contr. Sub. - Sale of Ephedrine by Electronic Means	4	2			1	1	
	ATTEMPTS							
333.73413	Contr. Sub. - Imitation Mfg/Distribution	2	81	9	31	31	9	1
	ATTEMPTS		2				2	
333.74012A	Contr. Sub. - Del/Mfg (Narcotic or Cocaine)	LIFE	1		1			
	ATTEMPTS							
333.74012A1	Contr. Sub. - Del/Mfg 1,000+ Grams (Narc. or Cocaine)	LIFE	7	7				
	ATTEMPTS							
333.74012A2	Contr. Sub. - Del/Mfg 450 - 999 Grams (Narc. or Cocaine)	30	5	5				
	ATTEMPTS		1				1	
333.74012A3	Contr. Sub. - Del/Mfg 50 - 449 Grams (Narc. or Cocaine)	20	82	71	1	6	4	
	ATTEMPTS		8	6			2	
333.74012A4	Contr. Sub. - Del/Mfg Under 50 Grams (Narc. or Cocaine)	20	2,251	569	488	762	422	10
	ATTEMPTS		326	27	56	57	186	
333.74012B-A	Contr. Sub. - Del/Mfg (Sched. 1-3), Except Marijuana	7	434	53	81	181	115	4
	ATTEMPTS		25		6	10	9	
333.74012B-B	Contr. Sub. - Del/Mfg (Subs added Sched. 1-3 by Rule)	7	10	1	2	6	1	
	ATTEMPTS		1				1	
333.74012B1	Contr. Sub. - Del/Mfg Meth/Ecstasy	20	151	103	8	30	10	
	ATTEMPTS		24	5		16	3	
333.74012C-A	Contr. Sub. - Del/Mfg (Sched. 4)	4	121	11	28	58	24	
	ATTEMPTS		6		1	3	2	
333.74012C-B	Contr. Sub. - Del/Mfg (Added to Sched. 4 by Board Rule)	4	17		5	1	11	
	ATTEMPTS		1				1	
333.74012D	Contr. Sub. - Del/Mfg (Sched. 5)	2	4			3	1	
	ATTEMPTS		1				1	
333.74012D1	Contr. Sub. - Del/Mfg 45 or More Kilograms Marijuana	15	143	7	29	66	41	
	ATTEMPTS		3	1	1		1	
333.74012D2	Contr. Sub. - Del/Mfg 5 to <45 Kilograms Marijuana	7	27	18	3	4	2	
	ATTEMPTS							

NOTE: Be sure to check for related offense codes when examining a particular type of crime. They may or may not be in sequential order or even on the same page. Offenders may have multiple dispositions.

A2b 2011 Criminal Court Dispositions by Offense and Type of Disposition — Drug Offenses

Page 2 of 4

				DISPOSITIONS					
Compiled Laws		Offense	Max. Penalty	Total	Prison ¹	Jail	Jail/ Probation ²	Probation ²	Other ³
GRAND TOTAL				18,086	2,109	4,444	6,451	4,883	199
%					12%	24%	36%	27%	1%
VIOLATIONS				16,892	2,048	4,210	6,194	4,246	194
ATTEMPTS				1,194	61	234	257	637	5
333.74012D3	Contr. Sub. - Del/Mfg	Marijuana	4	2,960	262	582	1,256	827	33
ATTEMPTS				323	3	68	63	187	2
333.74012F	Prescription Forms - Del/Mfg/ Intent		7	14	1		4	9	
ATTEMPTS									
333.7401C2A	Contr. Sub. - Operate/Maintain Lab		10	56	19	10	25	2	
ATTEMPTS				2		1	1		
333.7401C2B	Contr. Sub. - Operate/Maintain Lab Near Minor		20	10	6		4		
ATTEMPTS									
333.7401C2C	Contr. Sub. - Operate/Maintain Lab Involving Hazardous Waste		20	13	13				
ATTEMPTS									
333.7401C2D	Contr. Sub. - Operate/Maintain Lab Near Specified Places		20	23	11	1	11		
ATTEMPTS									
333.7401C2E	Contr. Sub. - Operate/Maintain Lab Involving Firearm		25	2	2				
ATTEMPTS									
333.7401C2F	Contr. Sub. - Operate/Maintain Lab Involving Meth		20	293	175	21	80	17	
ATTEMPTS				18	4	1	13		
333.74022A	Contr. Sub. - Create/Del./Intent Counterfeit (Narcotic)		10	17	6	2	7	2	
ATTEMPTS									
333.74022B	Contr. Sub. - Create/Del./Intent Counterfeit (Sched. 1-3)		5	9	1	2	6		
ATTEMPTS									
333.74022D	Contr. Sub. - Create/Del./Counterfeit Sub. (Sched. 5)		2	1			1		
ATTEMPTS									
333.74022E	Contr. Sub. - Create/Deliver Analogue		15	9	8	1			
ATTEMPTS				2		2			
333.74032A	Contr. Sub. - Possess		LIFE	2		1		1	
ATTEMPTS									
333.74032A1	Contr. Sub. - Possess 1,000+ Grams (Narcotic)		LIFE	2	2				
ATTEMPTS									
333.74032A3	Contr. Sub. - Possess 50 - 449 Grams (Narcotic)		20	11	9	1	1		
ATTEMPTS				1				1	
333.74032A4	Contr. Sub. - Possess 25 - 49 Grams (Narcotic)		4	28	6	3	9	10	
ATTEMPTS				4		2		2	
333.74032A5	Contr. Sub. - Possess <25 Grams (Narcotic)		4	4,235	338	1,201	1,488	1,165	43
ATTEMPTS				255	5	52	37	161	
333.74032B	Contr. Sub. - Possess Analogues/Sched. 1-4		2	1				1	
ATTEMPTS				1				1	
333.74032B-A	Contr. Sub. - Possess Analogues/Sched. 1-4		2	1,508	69	332	636	466	5
ATTEMPTS				57	1	10	15	29	2
333.74032B-B	Contr. Sub. - Possess Analogues/Sched. 1-4		2	47	1	9	9	27	1
ATTEMPTS				8		2	1	5	
333.74032B1	Contr. Sub. - Possess Methamphetamine		10	829	128	228	357	113	3
ATTEMPTS				43	4	7	23	9	
333.74032C-A	Contr. Sub. - Possess Sched. 5		1	22		6	6	9	1
ATTEMPTS									
333.74032D	Contr. Sub. - Possess Marijuana		1	1,961	38	714	532	613	64
ATTEMPTS				7		4		3	
333.74032F	Prescription Forms - Possession		MISD	6	1	1	2	2	
ATTEMPTS									

NOTE: Be sure to check for related offense codes when examining a particular type of crime. They may or may not be in sequential order or even on the same page. Offenders may have multiple dispositions.

A2b 2011 Criminal Court Dispositions by Offense and Type of Disposition — Drug Offenses

Page 3 of 4

			DISPOSITIONS					
Compiled Laws	Offense	Max. Penalty	Total	Prison ¹	Jail	Jail/ Probation ²	Probation ²	Other ³
GRAND TOTAL			18,086	2,109	4,444	6,451	4,883	199
%				12%	24%	36%	27%	1%
VIOLATIONS			16,892	2,048	4,210	6,194	4,246	194
ATTEMPTS			1,194	61	234	257	637	5
333.74042	Controlled Substance - Possession	MISD	5		3		2	
		ATTEMPTS						
333.74042A	Contr. Sub. - Use (Narcotic/Cocaine/ Meth/Ecstasy)	1	180	1	71	59	45	4
		ATTEMPTS						
333.74042B	Contr. Sub. - Use	1	140	3	29	27	79	2
		ATTEMPTS						
333.74042C	Contr. Sub. - Use, Sched. 5 or LSD, Etc.	MISD	1			1		
		ATTEMPTS						
333.74042D	Contr. Sub. - Use of Marijuana	MISD	24		9	7	7	1
		ATTEMPTS						
333.7405B	Contr. Sub. - Manufacture/ Distribute Outside of License	2	1			1		
		ATTEMPTS						
333.7405D	Contr. Sub. - Maintain Drug House	2	766	56	210	361	121	18
		ATTEMPTS	17		5	1	10	1
333.7405E	Contr. Sub. - Maintain Drug House	2	3	1	1		1	
		ATTEMPTS	1				1	
333.74071C	Contr. Sub. - Obtain by Fraud	4	216	15	58	86	57	
		ATTEMPTS	53	5	14	16	18	
333.74071D	Contr. Sub. - False Reporting	4	1			1		
		ATTEMPTS						
333.74071E	Contr. Sub. - Counterfeiting Implements	4	1				1	
		ATTEMPTS						
333.74071G	Contr. Sub. - Counterfeit Prescription Form	4	10	1	4	3	2	
		ATTEMPTS						
333.7407A-B	Contr. Sub. - Inducing Person to Violate - High Misdemeanor	4	1				1	
		ATTEMPTS						
333.7407A1-A	Contr. Sub. - Attempt Felony	LIFE	27		8	14	5	
		ATTEMPTS	4		2	1	1	
333.7407AA	Contr. Sub. - Inducing Person to Violate - Life Felony	VAR	2		1		1	
		ATTEMPTS						
333.74101-B	Contr. Sub. - Deliver to Minor (Sched. 1-3, Except Marj./Coc.)	14	1	1				
		ATTEMPTS						
333.74101-D	Contr. Sub. - Delivery to Minor, Sched. 4 and Marijuana	8	9	3	2	3	1	
		ATTEMPTS						
333.74102	Contr. Sub. - Distribution w/o Remuneration (Marijuana)	60	5		2	2	1	
		ATTEMPTS						
333.74102-A	Contr. Sub. - Deliver <50 Grams, School Prop. (Narc/Cocaine)	60	8	6	1	1		
		ATTEMPTS						
333.74103	Contr. Sub. - Intent Deliver <50 Grams, School Prop (Narc.)	40	2	2				
		ATTEMPTS						
333.74104-A	Contr. Sub. - Possess on School/ Library Prop. (Narc./Coc.) <25 Grams	8	5	3		1		1
		ATTEMPTS						
333.74104-B	Contr. Sub. - Possess on School/ Library Property (Sched.1-4)	4	7	2	2	3		
		ATTEMPTS						
333.74104-D	Contr. Sub. - Possess Marijuana, on School/Library Property	2	33	3	6	15	9	
		ATTEMPTS						
333.7410A	Contr. Sub. - Deliver/Possess in Park	2	1			1		
		ATTEMPTS						

NOTE: Be sure to check for related offense codes when examining a particular type of crime. They may or may not be in sequential order or even on the same page. Offenders may have multiple dispositions.

A2b 2011 Criminal Court Dispositions by Offense and Type of Disposition — Drug Offenses

Page 4 of 4

GRAND TOTAL		
%		
VIOLATIONS		
ATTEMPTS		
Compiled Laws	Offense	Max. Penalty
333.74132	Contr. Sub. - 2nd+ Offense - Double Penalty	VAR ATTEMPTS
335.07	Marijuana, Possession	MISD ATTEMPTS

DISPOSITIONS					
Total	Prison ¹	Jail	Jail/ Probation ²	Probation ²	Other ³
18,086	2,109 12%	4,444 24%	6,451 36%	4,883 27%	199 1%
16,892	2,048	4,210	6,194	4,246	194
1,194	61	234	257	637	5
7	1	1	3	2	
4		1	2		1

NOTE: Be sure to check for related offense codes when examining a particular type of crime. They may or may not be in sequential order or even on the same page. Offenders may have multiple dispositions.

¹ Includes HYTA Prison.

² Includes Delayed and Suspended Sentences, HYTA Probation, and SAI Probation.

³ Includes Restitution, Fines, Costs, Community Service and DHS sentences.

Source: OMNI Court Disposition Extracts

A2c 2011 Criminal Court Dispositions by Offense and Type of Disposition — Assaultive Offenses

Page 1 of 10

			DISPOSITIONS					
Compiled Laws	Offense	Max. Penalty	Total	Prison ¹	Jail	Jail/ Probation ²	Probation ²	Other ³
GRAND TOTAL			18,675	7,464	3,214	4,725	3,119	153
%				40%	17%	25%	17%	1%
VIOLATIONS			17,138	7,273	2,871	4,135	2,729	130
ATTEMPTS			1,537	191	343	590	390	23
257.601B2	Moving Violation - Injury in Work Zone	1 ATTEMPTS	1		1			
257.601C2	Moving Violation - Injury to Operator of Implement of Husbandry	1 ATTEMPTS	2			1		1
257.601D1	Moving Violation - Causing Death	MISD ATTEMPTS	2				1	1
257.602A	Police Officer - Flee (Vehicle Code)	15 ATTEMPTS	1	1				
257.602A2	Police Officer - Flee - 4th Degree (Vehicle Code)	2 ATTEMPTS	317	35	105	116	58	3
257.602A3	Police Officer - Flee - 3rd Degree (Vehicle Code)	4 ATTEMPTS	36		9	13	11	3
257.602A3-A	Police Officer - Flee - 3rd Degree (Vehicle Code)	5 ATTEMPTS	2			1	1	
257.602A4-A	Police Officer - Flee - 2nd Degree (Vehicle Code)	10 ATTEMPTS	713	227	145	203	135	3
257.602A5	Police Officer - Flee - 1st Degree (Vehicle Code)	15 ATTEMPTS	21	2	6	3	8	2
257.617	Fail to Stop at Accident - Serious Impairment/Death	5 ATTEMPTS	86	50	13	16	6	1
257.6173	Fail to Stop at Accident - At Fault Death Result	15 ATTEMPTS	3	3				
257.6254	Operating Vehicle Intoxicated, Causing Death	15 ATTEMPTS	40	16	6	12	6	
257.6254A	Operating Vehicle Intoxicated, Causing Death	15 ATTEMPTS	1			1		
257.6255-A	Operating Vehicle Intoxicated, Causing Serious Injury	5 ATTEMPTS	16	13		3		
257.6259C	Allow Intoxicated Person to Operate, Cause Serious Injury	2 ATTEMPTS	59	46	3	6	4	
257.626	Driving - Reckless	MISD ATTEMPTS	1	1				
257.6263	Driving - Reckless - Causing Serious Impairment of Body Function	5 ATTEMPTS	3	3				
257.6264	Driving - Reckless - Causing Death	15 ATTEMPTS	139	55	5	60	19	
257.626C	Driving - Felonious	2 ATTEMPTS	3	1		2		
257.653A3	Emergency Vehicle - Careless Passing Injury Result	2 ATTEMPTS	1			1		
257.653A4	Emergency Vehicle - Careless Passing Death Result	15 ATTEMPTS	2		1			
257.9044	Operate - License Susp./Rev./Denied, Causing Death	15 ATTEMPTS	7	5		2		
257.9045	Operate - License Susp./Rev./Denied, Causing Serious Injury	5 ATTEMPTS	1					
259.80F2	Airports - Possessing Weapon in Sterile Area	MISD ATTEMPTS	4	4				
			12	5	1	4	2	
			2			1	1	
			1				1	
			17	15		2		
			2				2	
			30	11	5	8	6	
			1			1		
			3		1		2	
			1				1	

NOTE: Be sure to check for related offense codes when examining a particular type of crime. They may or may not be in sequential order or even on the same page. Offenders may have multiple dispositions.

A2c 2011 Criminal Court Dispositions by Offense and Type of Disposition — Assaultive Offenses

Page 2 of 10

			DISPOSITIONS					
Compiled Laws	Offense	Max. Penalty	Total	Prison ¹	Jail	Jail/ Probation ²	Probation ²	Other ³
	GRAND TOTAL		18,675	7,464	3,214	4,725	3,119	153
	%			40%	17%	25%	17%	1%
	VIOLATIONS		17,138	7,273	2,871	4,135	2,729	130
	ATTEMPTS		1,537	191	343	590	390	23
287.3232	Dangerous Animal, Causing Serious Injury	4 ATTEMPTS	7		1	3	3	
324.1608	Resist/Obstruct Conservation Officers	2 ATTEMPTS	3		2	1		
324.80172	Marine Safety, Negligence Cause Injury/Death	2 ATTEMPTS	1				1	
324.802081	Personal Watercraft - Reckless Operation	MISD ATTEMPTS	1		1			
333.5210	AIDS - Sexual Penetration w/ Uninformed Partner	4 ATTEMPTS	5	1	1	2	1	
333.7401A	Contr. Sub. - Delivery to Commit Criminal Sexual Conduct	20 ATTEMPTS	1	1				
436.17012	Alcohol - Sell/Furnish to Minor, Causing Death	10 ATTEMPTS	1			1		
722.675	Distribute Obscene Matter to Children	2 ATTEMPTS	23	13	4	3	3	
750.110A2	Home Invasion - 1st Degree	20 ATTEMPTS	2		1		1	
750.1227B	Witness - Bribe/Intimidate/ Interfere	10 ATTEMPTS	706	468	22	109	104	3
750.1227C	Witness - Intimidate/Threaten to Kill or Injure	15 ATTEMPTS	133	26	22	46	39	
750.1228	Witness - Retaliate Against	10 ATTEMPTS	16	12	2	2		
750.135	Children - Abandonment	10 ATTEMPTS	4		1		3	
750.136B	Child Abuse	15 ATTEMPTS	6	3	1	1	1	
750.136B2	Child Abuse - 1st Degree	15 ATTEMPTS	2	2				
750.136B3	Child Abuse - 2nd Degree	4 ATTEMPTS	1			1		
750.136B4	Child Abuse - 3rd Degree	2 ATTEMPTS	22	16		3	3	
750.136B5	Child Abuse - 4th Degree	1 ATTEMPTS	1		1			
750.142	Children - Furnish Obscenity to Minors	MISD ATTEMPTS	78	17	13	33	15	
750.145	Children - Contribute to Delinquency	MISD ATTEMPTS	8	1	1	3	3	
750.145A-A	Children - Accost for Immoral Purposes	4 ATTEMPTS	82	5	12	37	27	1
750.145C	Child Sexually Abusive Activity	20 ATTEMPTS	6			2	4	
750.145C2	Child Sexually Abusive Activity	20 ATTEMPTS	56		11	15	30	
750.145C3	Child Sexually Abusive Activity, Promote or Distribute	7 ATTEMPTS	1		1			
			36		20	7	8	1
			1		1			
			77	34	9	24	10	
			9	2	4	3		
			1	1				
			52	48		3	1	
			22	5		13	4	

NOTE: Be sure to check for related offense codes when examining a particular type of crime. They may or may not be in sequential order or even on the same page. Offenders may have multiple dispositions.

A2c 2011 Criminal Court Dispositions by Offense and Type of Disposition — Assaultive Offenses

Page 3 of 10

			DISPOSITIONS					
Compiled Laws	Offense	Max. Penalty	Total	Prison ¹	Jail	Jail/ Probation ²	Probation ²	Other ³
GRAND TOTAL			18,675	7,464	3,214	4,725	3,119	153
%				40%	17%	25%	17%	1%
VIOLATIONS			17,138	7,273	2,871	4,135	2,729	130
ATTEMPTS			1,537	191	343	590	390	23
750.145C4-A	Child Sexually Abusive Material, Possess	4 ATTEMPTS	159	66	14	50	28	1
750.145D2A	Computer/Internet - Communicate w/ Other to Commit Crime	1 ATTEMPTS	10		1	6	3	
750.145D2B	Computer/Internet - Plan Crime w/ Other, Max 1 - <2 yrs	2 ATTEMPTS	3		3			
750.145D2C	Computer/Internet - Plan Crime w/ Other, Max 2 - <4 yrs	4 ATTEMPTS	1			1		
750.145D2D	Computer/Internet - Plan Crime w/ Other, Max 4 - <10 yrs	10 ATTEMPTS	4	2	1			1
750.145N1	Vulnerable Adult Abuse - 1st Degree	15 ATTEMPTS	9	5		2	2	
750.145N2	Vulnerable Adult Abuse - 2nd Degree	4 ATTEMPTS	2			2		
750.145N3	Vulnerable Adult Abuse - 3rd Degree	2 ATTEMPTS	6	1		4	1	
750.145N4	Vulnerable Adult Abuse - 4th Degree	1 ATTEMPTS	1			4	1	1
750.157B2	Homicide - Solicitation of Murder	LIFE ATTEMPTS	1				1	
750.157C	Minors - Induce to Commit Felony	VAR ATTEMPTS	4	3		1		
750.158	Sodomy	15 ATTEMPTS	3	1		2		
750.1671F	Disorderly Person - Obscene Conduct	MISD ATTEMPTS	3	1	1	1		
750.197C-A	Assault of Prison Employee	4 ATTEMPTS	2	2				
750.197C-B	Escape - From Jail Through Violence	4 ATTEMPTS	1			1		
750.200I1D	Harmful Devices - Unlawful Possession/ Use, Cause Serious Injury	LIFE ATTEMPTS	14		5	1	7	1
750.200J1A-A	Harmful Devices - Imitation - Unlawful Possession or Use	5 ATTEMPTS	123	91	16	11	4	1
750.204A	Explosives - Send w/ Intent to Frighten	5 ATTEMPTS	11	7	3	1		
750.2072A	Explosives - Place Near Property	15 ATTEMPTS	2	1	1			
750.2072B	Explosives - Place Near Property Cause Property Damage	20 ATTEMPTS	1	1				
750.2091A	Explosives - Place w/ Intent to Injure	15 ATTEMPTS	2		1	1		
750.2102A	Explosives - Possess Bomb w/ Unlawful Intent	15 ATTEMPTS	1			1		
750.211A2A	Explosives - Mfg/Possess Explosive/ Other w/ Malicious Intent	15 ATTEMPTS	2	2				
750.211A2A-A	Explosives - Mfg/Possess Molotov Cocktail	4 ATTEMPTS	4	4				
			3			3		
			1		1			

NOTE: Be sure to check for related offense codes when examining a particular type of crime. They may or may not be in sequential order or even on the same page. Offenders may have multiple dispositions.

A2c 2011 Criminal Court Dispositions by Offense and Type of Disposition — Assaultive Offenses

Page 4 of 10

			DISPOSITIONS					
Compiled Laws	Offense	Max. Penalty	Total	Prison ¹	Jail	Jail/ Probation ²	Probation ²	Other ³
GRAND TOTAL			18,675	7,464	3,214	4,725	3,119	153
%				40%	17%	25%	17%	1%
VIOLATIONS			17,138	7,273	2,871	4,135	2,729	130
ATTEMPTS			1,537	191	343	590	390	23
750.211A2B	Explosives - Mfg/Possess Molotov Cocktail/Other w/ Prop. Damage	20 ATTEMPTS	2	2				
750.211A2C	Explosives - Mfg/Possess Molotov Cocktail/Other w/ Physical Injury	25 ATTEMPTS	1	1				
750.213	Extortion	20 ATTEMPTS	28	24	1		3	
750.224D2	Weapons - Dangerous Weapon, Self-Defense Spray	2 ATTEMPTS	9	1	1	6	1	
750.233	Weapons - Firearms, Aim w/o Malice	MISD ATTEMPTS	4		2	1	1	
750.234	Weapons - Firearms, Discharge/Aim w/o Malice and Injury	1 ATTEMPTS	2			1	1	
750.234A	Weapons - Firearms, Discharge from Vehicle	4 ATTEMPTS	8			1	6	1
750.234B	Weapons - Firearms, Discharge in/at Bldg.	4 ATTEMPTS	4			1	1	
750.235	Weapons - Firearms, Discharge/Aim w/o Malice but w/ Injury	1 ATTEMPTS	21	15	2	2	1	1
750.237	Weapons - Firearms, Discharge OUIL Cause Impairment	5 ATTEMPTS	62	39	2	13	7	1
750.2373	Weapons - Firearms, Discharge OUIL Cause Impairment	5 ATTEMPTS	8			7	1	
750.316	Homicide	LIFE ATTEMPTS	1		1			
750.316-A	Homicide - Murder 1st Degree, Premeditated	LIFE ATTEMPTS	31		14	9	8	
750.316-B	Homicide - Felony Murder	LIFE ATTEMPTS	1	1				
750.316-C	Homicide - Open Murder, Statutory Short Form	LIFE ATTEMPTS	8	8				
750.316-D	Homicide - Murder of Peace/ Corrections Officer	LIFE ATTEMPTS	77	77				
750.317	Homicide - Murder 2nd Degree	LIFE ATTEMPTS	33	33				
750.317A	Deliver Controlled Substance Cause Death	LIFE ATTEMPTS	14	14				
750.321	Homicide - Manslaughter	15 ATTEMPTS	1	1				
750.321-A	Homicide - Manslaughter, Statutory Short Form	15 ATTEMPTS	1		1			
750.321-C	Homicide - Manslaughter, Involuntary	15 ATTEMPTS	160	160				
750.321-E	Homicide - Manslaughter w/ Motor Vehicle	15 ATTEMPTS	12	11		1		
750.324	Homicide - Negligent Homicide	2 ATTEMPTS	1	1				
750.329	Homicide - Manslaughter, Death w/ Weapon, Aim w/o Malice	15 ATTEMPTS	8	7		1		
			25	20		4	1	
			1	1				
			18	16			2	
			17	13		3	1	
			2	2				
			51	4	2	25	20	
			7		1	2	4	
			3	2		1		

NOTE: Be sure to check for related offense codes when examining a particular type of crime. They may or may not be in sequential order or even on the same page. Offenders may have multiple dispositions.

A2c 2011 Criminal Court Dispositions by Offense and Type of Disposition — Assaultive Offenses

Page 5 of 10

			DISPOSITIONS					
Compiled Laws	Offense	Max. Penalty	Total	Prison ¹	Jail	Jail/ Probation ²	Probation ²	Other ³
	GRAND TOTAL		18,675	7,464	3,214	4,725	3,119	153
	%			40%	17%	25%	17%	1%
	VIOLATIONS		17,138	7,273	2,871	4,135	2,729	130
	ATTEMPTS		1,537	191	343	590	390	23
750.335A	Indecent Exposure (Sexually Delinquent Person)	1 ATTEMPTS	26	1	15	7	3	
750.335A2B	Aggravated Indecent Exposure	2 ATTEMPTS	92	19	20	36	16	1
750.335A2C	Indecent Exposure by Sexually Delinquent Person	LIFE ATTEMPTS	19	14	1	2	2	
750.338	Gross Indecency Between Males, Commit/Procure	5 ATTEMPTS	8	3	2	2	1	
750.338B	Gross Indecency Between Male & Female, Commit/Procure	5 ATTEMPTS	4			3		1
750.349	Kidnapping	LIFE ATTEMPTS	31	8	4	12	7	
750.349A	Prisoner Taking Hostage	LIFE ATTEMPTS	3		2	1		
750.349B	Unlawful Imprisonment	15 ATTEMPTS	41	40		1		
750.350	Kidnapping - Child Enticement	LIFE ATTEMPTS	1	1		1		
750.350A1	Kidnapping - Custodial Interference	1 ATTEMPTS	77	70	1	2	4	
750.352	Molest/Disturb Workers	MISD ATTEMPTS	14	6	1	7		
750.377B	Malicious Destruction Fire/Police Property	4 ATTEMPTS	2	2				
750.377C	School Bus - Intentional Damage	5 ATTEMPTS	15		7	3	5	
750.3942C	Throw Objects at Trains/Cars, Causing Injury	4 ATTEMPTS	1		1			
750.411H	Stalking	1 ATTEMPTS	1				1	
750.411H2B	Stalking a Minor	5 ATTEMPTS	2		1	1	2	1
750.411I	Stalking - Aggravated	5 ATTEMPTS	156	42	22	62	30	
750.411S2A	Unlawful Posting Message	2 ATTEMPTS	13	1	3	7	2	
750.411S2B	Unlawful Posting Message w/ Aggravating Circumstances	5 ATTEMPTS	12		6	5	1	
750.4362A	Poisoning - Food/Drink/Medicine/Water	15 ATTEMPTS	2			2		
750.455	Prostitution - Pandering	20 ATTEMPTS	1			1		
750.459	Prostitution - Transport Female (perhaps compel)	20 ATTEMPTS	3	3				
750.479	Public Officer - Assault/Obstruct	20 ATTEMPTS	2	2				
750.479-B	Police Officer/Public Officer - Resist/Obstruct	2 ATTEMPTS	5		1	3	1	
			3			2		1
			3		3			
			1			1		

NOTE: Be sure to check for related offense codes when examining a particular type of crime. They may or may not be in sequential order or even on the same page. Offenders may have multiple dispositions.

A2c 2011 Criminal Court Dispositions by Offense and Type of Disposition — Assaultive Offenses

Page 6 of 10

			DISPOSITIONS					
Compiled Laws	Offense	Max. Penalty	Total	Prison ¹	Jail	Jail/ Probation ²	Probation ²	Other ³
GRAND TOTAL			18,675	7,464	3,214	4,725	3,119	153
%				40%	17%	25%	17%	1%
VIOLATIONS			17,138	7,273	2,871	4,135	2,729	130
ATTEMPTS			1,537	191	343	590	390	23
750.4792	Public Officer - Assault/Obstruct	2	12	7	3	1	1	
	ATTEMPTS		2			1	1	
750.4793	Public Officer - Assault/Obstruct Cause Injury	4	4	2	1	1		
750.479A2	Police Officer - Flee (Penal Code) 4th Degree	2	80	9	20	30	20	1
	ATTEMPTS		10		2	3	5	
750.479A3	Police Officer - Flee (Penal Code) 3rd Degree	5	200	49	36	65	48	2
	ATTEMPTS		36	1	11	14	10	
750.479A4	Police Officer - Flee (Penal Code) 2nd Offense	10	2	1			1	
	ATTEMPTS							
750.479A4-A	Police Officer - Flee (Penal Code) 2nd Degree	10	11	8	2		1	
	ATTEMPTS							
750.479A5-A	Police Officer - Flee (Penal Code) 1st Degree	15	2	2				
	ATTEMPTS							
750.479B1	Peace Officer - Disarm Non-Firearm	4	1	1				
	ATTEMPTS		3		2	1		
750.479B2	Peace Officer - Disarm Firearm	10	11	5		4	2	
	ATTEMPTS		5	2		2	1	
750.483A2B	Interfere w/ Crime Report Threat to Kill/Injure	10	1		1			
	ATTEMPTS		2	2				
750.483A4B	Interfere w/ Police Investigation Threat to Kill/Injure	10	2	2				
	ATTEMPTS							
750.50C7	Police Animal - Injure/Harass While Committing Crime	2	2	1		1		
	ATTEMPTS							
750.520B	CSC - 1st Degree - Multiple Variables	LIFE	146	146				
	ATTEMPTS		2	1		1		
750.520B1A	CSC - 1st Degree - Person Under 13	LIFE	142	139		1		2
	ATTEMPTS		5	4	1			
750.520B1B	CSC - 1st Degree - Relationship	LIFE	85	85				
	ATTEMPTS		2	2				
750.520B1C	CSC - 1st Degree - During Felony	LIFE	15	15				
	ATTEMPTS							
750.520B1D	CSC - 1st Degree - Accomplices	LIFE	8	8				
	ATTEMPTS							
750.520B1F	CSC - 1st Degree - Personal Injury	LIFE	23	23				
	ATTEMPTS		1			1		
750.520B1G	CSC - 1st Degree - Injury to Incapacitated Victim	LIFE	1			1		
	ATTEMPTS							
750.520B1H	CSC - 1st Degree - Mentally Disabled Relationship	LIFE	1	1				
	ATTEMPTS							
750.520B2B	CSC - 1st Degree - Person <13, Defendant 17+ yrs.	LIFE	57	57				
	ATTEMPTS		1	1				
750.520B2C	CSC - 1st Degree - Person <13, Defendant 17+ yrs - 2nd Offense	LIFE	3	3				
	ATTEMPTS							
750.520C	CSC - 2nd Degree - Multiple Variables	15	90	45	4	29	12	
	ATTEMPTS		2			2		
750.520C1A	CSC - 2nd Degree - Person Under 13	15	240	189	3	36	10	2
	ATTEMPTS		27	15	2	10		

NOTE: Be sure to check for related offense codes when examining a particular type of crime. They may or may not be in sequential order or even on the same page. Offenders may have multiple dispositions.

A2c 2011 Criminal Court Dispositions by Offense and Type of Disposition — Assaultive Offenses

Page 7 of 10

			DISPOSITIONS					
Compiled Laws	Offense	Max. Penalty	Total	Prison ¹	Jail	Jail/ Probation ²	Probation ²	Other ³
GRAND TOTAL			18,675	7,464	3,214	4,725	3,119	153
%				40%	17%	25%	17%	1%
VIOLATIONS			17,138	7,273	2,871	4,135	2,729	130
ATTEMPTS			1,537	191	343	590	390	23
750.520C1B	CSC - 2nd Degree - Relationship	15	69	50	1	17	1	
	ATTEMPTS		5	1	1	2	1	
750.520C1C	CSC - 2nd Degree - During Felony	15	10	9		1		
	ATTEMPTS							
750.520C1D	CSC - 2nd Degree - Accomplices	15	7	7				
	ATTEMPTS							
750.520C1F	CSC - 2nd Degree - Personal Injury	15	15	9		4	2	
	ATTEMPTS							
750.520C1G	CSC - 2nd Degree - Injury to Incapacitated Victim	15	7	5	1	1		
	ATTEMPTS		1			1		
750.520C1H	CSC - 2nd Degree - Mentally Disabled Relationship	15	2	2				
	ATTEMPTS							
750.520C1I	CSC - 2nd Degree - State Prisoner	15	3	1		2		
	ATTEMPTS							
750.520C1K	CSC - 2nd Degree - County Prisoner	15	2			2		
	ATTEMPTS							
750.520C2B	CSC - 2nd Degree - Person <13, Defendant 17+ yrs.	15	80	63	1	10	6	
	ATTEMPTS		7	2		5		
750.520D	CSC - 3rd Degree - Multiple Variables	15	66	62		1	1	2
	ATTEMPTS		12	4	2	6		
750.520D1A	CSC - 3rd Degree - Person 13-15	15	344	241	9	43	47	4
	ATTEMPTS		84	29	9	39	7	
750.520D1B	CSC - 3rd Degree - Force/Coercion	15	70	66		1		3
	ATTEMPTS		4		1	3		
750.520D1C	CSC - 3rd Degree - Incapacitated Victim	15	15	14			1	
	ATTEMPTS		4	1		3		
750.520D1D	CSC - 3rd Degree - Incest	15	32	31			1	
	ATTEMPTS		2	1		1		
750.520D1E	CSC - 3rd Degree - Student	15	7	7				
	ATTEMPTS							
750.520D1F	CSC - 3rd Degree - Special Ed Student	15	3	3				
	ATTEMPTS							
750.520E	CSC - 4th Degree - Multiple Variables	2	73	18	7	36	12	
	ATTEMPTS		5		4	1		
750.520E1A	CSC - 4th Degree - Force/Coercion	2	156	36	29	69	22	
	ATTEMPTS		17		6	9	2	
750.520E1A-A	CSC - 4th Degree - Victim 13-16	2	163	51	26	67	19	
	ATTEMPTS		4			3	1	
750.520E1B	CSC - 4th Degree - Incapacitated Victim	2	27	4	6	13	4	
	ATTEMPTS		1				1	
750.520E1E-A	CSC - 4th Degree - Mental Health Professional	2	2			2		
	ATTEMPTS							
750.520E1G	CSC - 4th Degree - Incest	2	13	2	3	7	1	
	ATTEMPTS		1				1	
750.520E1G-A	CSC - 4th Degree - Special Ed Student	2	1	1				
	ATTEMPTS							
750.520G1	CSC - Assault w/ Intent to Commit Sexual Penetration	10	146	79	13	46	8	
	ATTEMPTS		4	2		1	1	

NOTE: Be sure to check for related offense codes when examining a particular type of crime. They may or may not be in sequential order or even on the same page. Offenders may have multiple dispositions.

A2c 2011 Criminal Court Dispositions by Offense and Type of Disposition — Assaultive Offenses

Page 8 of 10

			DISPOSITIONS					
Compiled Laws	Offense	Max. Penalty	Total	Prison ¹	Jail	Jail/ Probation ²	Probation ²	Other ³
GRAND TOTAL			18,675	7,464	3,214	4,725	3,119	153
%				40%	17%	25%	17%	1%
VIOLATIONS			17,138	7,273	2,871	4,135	2,729	130
ATTEMPTS			1,537	191	343	590	390	23
750.520G2	CSC - 2nd Degree Assault	5	58	25	5	25	3	
		ATTEMPTS	1		1			
750.529	Robbery - Armed	LIFE	907	889	2	4	4	8
		ATTEMPTS	21	3	7	8	3	
750.529A	Carjacking	LIFE	149	146	2			1
		ATTEMPTS	5	3	1	1		
750.530	Robbery - Unarmed	15	686	398	47	122	116	3
		ATTEMPTS	60	15	10	23	10	2
750.531	Bank Robbery/Safe Breaking	LIFE	3	2		1		
		ATTEMPTS						
750.531-A	Bank Robbery	LIFE	52	41	2	8	1	
		ATTEMPTS						
750.531-B	Safe Breaking	LIFE	45	38	1	3	1	2
		ATTEMPTS	8		2	5	1	
750.532	Seduction	5	9		2	4	3	
		ATTEMPTS	1				1	
750.539J2A1	Surveil Unclothed Person	2	18	1	3	13	1	
		ATTEMPTS	3			3		
750.539J2B	Capture/Distribute Image of Unclothed Person	5	24	15		5	3	1
		ATTEMPTS	1		1			
750.5405B	Interfere w/ Electronic Communications, Injury/Death	4	4	2		2		
		ATTEMPTS						
750.72	Arson - Dwelling House/ Curtilage	20	5	1	1		3	
		ATTEMPTS	1		1			
750.72-A	Arson - Dwelling House	20	72	55	1	9	7	
		ATTEMPTS	10	4	1	2	3	
750.72-B	Arson - Dwelling House/ Curtilage	20	4	3		1		
		ATTEMPTS	1			1		
750.73	Arson - Real Property	10	71	35	2	27	7	
		ATTEMPTS	2			1	1	
750.741A	Arson - Personal Property, <\$200	5	2		2			
		ATTEMPTS						
750.741B1	Arson - Personal Property, \$200 - <\$1K	1	8		3	1	4	
		ATTEMPTS						
750.741C1	Arson - Personal Property, \$1K - <\$20K	5	19	7	2	8	2	
		ATTEMPTS	3	1		1	1	
750.741D1	Arson - Personal Property, \$20K or More	10	4			2	2	
		ATTEMPTS						
750.75	Arson - Insured Property	10	14	5	3	4	2	
		ATTEMPTS						
750.771B1	Arson - Preparation to Burn Property, \$200 - <\$1K	1	3			2	1	
		ATTEMPTS						
750.771C1	Arson - Preparation to Burn Property, \$1K - <\$20K	5	15	5	1	5	4	
		ATTEMPTS	5		1	4		
750.771D1	Arson - Preparation to Burn Property, \$20K or More	10	8	5	1		2	
		ATTEMPTS	1				1	
750.78	Arson - Woods/Prairies	4	6			6		
		ATTEMPTS	2			1	1	

NOTE: Be sure to check for related offense codes when examining a particular type of crime. They may or may not be in sequential order or even on the same page. Offenders may have multiple dispositions.

A2c 2011 Criminal Court Dispositions by Offense and Type of Disposition — Assaultive Offenses

Page 9 of 10

			DISPOSITIONS					
Compiled Laws	Offense	Max. Penalty	Total	Prison ¹	Jail	Jail/ Probation ²	Probation ²	Other ³
GRAND TOTAL			18,675	7,464	3,214	4,725	3,119	153
%				40%	17%	25%	17%	1%
VIOLATIONS			17,138	7,273	2,871	4,135	2,729	130
ATTEMPTS			1,537	191	343	590	390	23
750.81	Asslt or Asslt and Battery	MISD	424		178	108	129	9
		ATTEMPTS	1			1		
750.812	Domestic Violence	MISD	606	1	283	131	184	7
		ATTEMPTS	7		3	1	3	
750.813	Domestic Violence - 2nd Offense	1	156	2	88	44	21	1
		ATTEMPTS	2			2		
750.814	Domestic Violence - 3rd Offense	2	617	143	181	230	60	3
		ATTEMPTS	9		4	3	2	
750.81A	Assault - Aggravated	1	279		90	70	117	2
		ATTEMPTS						
750.81A2	Domestic Violence, Aggravated	1	95	4	28	27	36	
		ATTEMPTS						
750.81A3	Domestic Violence, Aggravated - 2nd Offense	2	57	13	14	28	2	
		ATTEMPTS						
750.81C1	Threatening DHS Employee w/ Physical Harm	MISD	1				1	
		ATTEMPTS						
750.81C2	Assault/Battery of DHS Employee	2	2		1		1	
		ATTEMPTS						
750.81D1	Police Officer - Assault/Resist/Obstruct	2	2,824	560	798	980	468	18
		ATTEMPTS	405	3	138	120	132	12
750.81D2	Police Officer - Assault/Resist/Obstruct, Causing Injury	4	180	47	37	47	47	2
		ATTEMPTS	14	1	2	7	4	
750.81D3	Police Officer - Assault/Resist/Obstruct, Serious Impairment	15	9	9				
		ATTEMPTS						
750.81D4	Police Officer - Assault/Resist/Obstruct, Causing Death	20	1	1				
		ATTEMPTS						
750.82	Felonious Assault	4	1,783	460	252	566	495	10
		ATTEMPTS	292	20	55	126	89	2
750.822	Weapon-Free Schools - Assault w/ Dangerous Weapon	4	1				1	
		ATTEMPTS						
750.83	Assault w/ Intent to Murder	LIFE	213	212				1
		ATTEMPTS	1	1				
750.84	Assault w/ Intent to do Great Bodily Harm Less Than Murder	10	651	427	33	110	75	6
		ATTEMPTS	36	14	2	17	3	
750.85	Torture	LIFE	16	16				
		ATTEMPTS						
750.86	Assault w/ Intent to Maim	10	3	1	1		1	
		ATTEMPTS						
750.87	Assault w/ Intent to Commit Felony	10	3	2			1	
		ATTEMPTS						
750.88	Assault w/ Intent to Rob While Unarmed	15	60	36	9	8	7	
		ATTEMPTS						
750.89	Assault w/ Intent to Rob While Armed	LIFE	124	103	3	6	1	11
		ATTEMPTS						
750.90A	Assault - Pregnant Individual, Miscarriage/Stillbirth w/ Intent	LIFE	1	1				
		ATTEMPTS						
750.91	Homicide - Attempted Murder	LIFE	8	8				
		ATTEMPTS						

NOTE: Be sure to check for related offense codes when examining a particular type of crime. They may or may not be in sequential order or even on the same page. Offenders may have multiple dispositions.

A2c 2011 Criminal Court Dispositions by Offense and Type of Disposition — Assaultive Offenses

Page 10 of 10

				DISPOSITIONS					
				Total	Prison ¹	Jail	Jail/ Probation ²	Probation ²	Other ³
GRAND TOTAL				18,675	7,464	3,214	4,725	3,119	153
%					40%	17%	25%	17%	1%
VIOLATIONS				17,138	7,273	2,871	4,135	2,729	130
ATTEMPTS				1,537	191	343	590	390	23
Compiled Laws	Offense	Max. Penalty							
752.861	Weapons - Firearms, Careless Use Cause Injury/Death	2 ATTEMPTS		19	1	6	5	7	
752.862-B	Weapons - Firearms, Careless Use Prop. Damage Over \$50	1 ATTEMPTS		2		1		1	
752.863A	Weapons - Firearms, Reckless Use	MISD ATTEMPTS		31		14	4	9	4

NOTE: Be sure to check for related offense codes when examining a particular type of crime. They may or may not be in sequential order or even on the same page. Offenders may have multiple dispositions.

¹ Includes HYTA Prison.

² Includes Delayed and Suspended Sentences, HYTA Probation, and SAI Probation.

³ Includes Restitution, Fines, Costs, Community Service and DHS sentences.

Source: OMNI Court Disposition Extracts

Prison Commitments



B

This section provides data on prison 'commitments' and 'intake' - detailing the number and characteristics of prisoners receiving court commitments to the Department of Corrections (DOC).

'Additional sentence imposed' commitments are active prisoners who receive an additional sentence while incarcerated - either because of a crime committed while incarcerated, or because of later sentencing on a previously existing pending charge. As such, they do not represent new or additional offenders committed to the DOC; rather, they represent additional sentence time for known prisoners. 'Additional sentence imposed' commitments are excluded from intake.

Tables B1a and **B1b** show prison intake, excluding 'additional sentence imposed' commitments, which reflects the volume of new prisoners received into the DOC. All of the other tables and charts in this section include the 'additional sentence imposed' commitments, and reflect characteristics of all court commitments to the DOC.

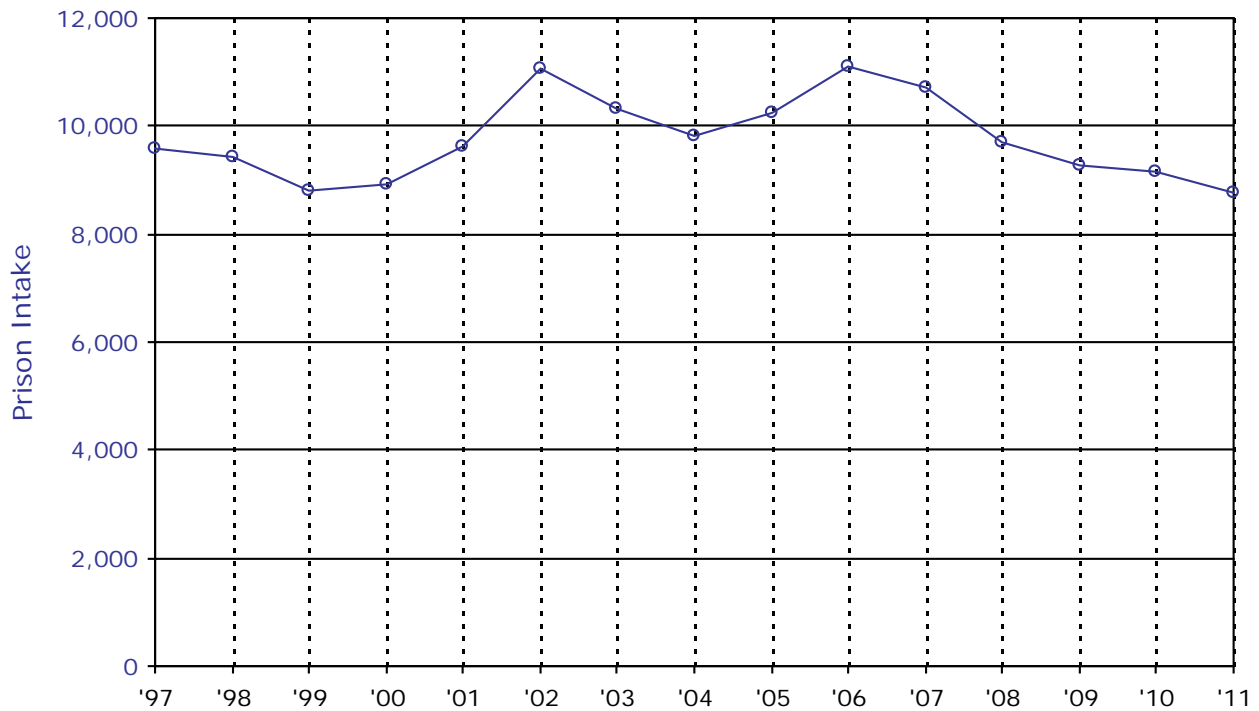
Table B2 shows prison commitments broken down by offense and minimum sentence. **Tables B2a** through **B2c** show the information in **Table B2** broken down by major crime categories (i.e., non-assaultive, drug and assaultive). **Table B3** shows female commitments broken down by offense and minimum sentence.

The offenses in **Tables B2** through **B2c** and in **Table B3** are sorted by Michigan Compiled Law (MCL) numbers and Prosecuting Attorney's Coordinating Council (PACC) codes (the sort order used since 1999). Since this sort order keeps sequential codes together, similar crimes are not consolidated. This level of detail provides much richer information, but the reader must be careful to watch for related codes when attempting to examine the prison commitment frequency and minimum term distribution for a particular type of crime. For example, several separate offense codes now appear for the crime of first degree criminal sexual conduct (750.520B-), whereby each unique code represents a specific characteristic or variation of the overall offense.

Tables B4a through **B7** summarize commitments to prison broken down by various other characteristics — including age, race, gender, commitment type, and major crime type.

B1a Annual Prison Intake (Excluding "Additional Sentence Imposed") Calendar Years 1997 - 2011

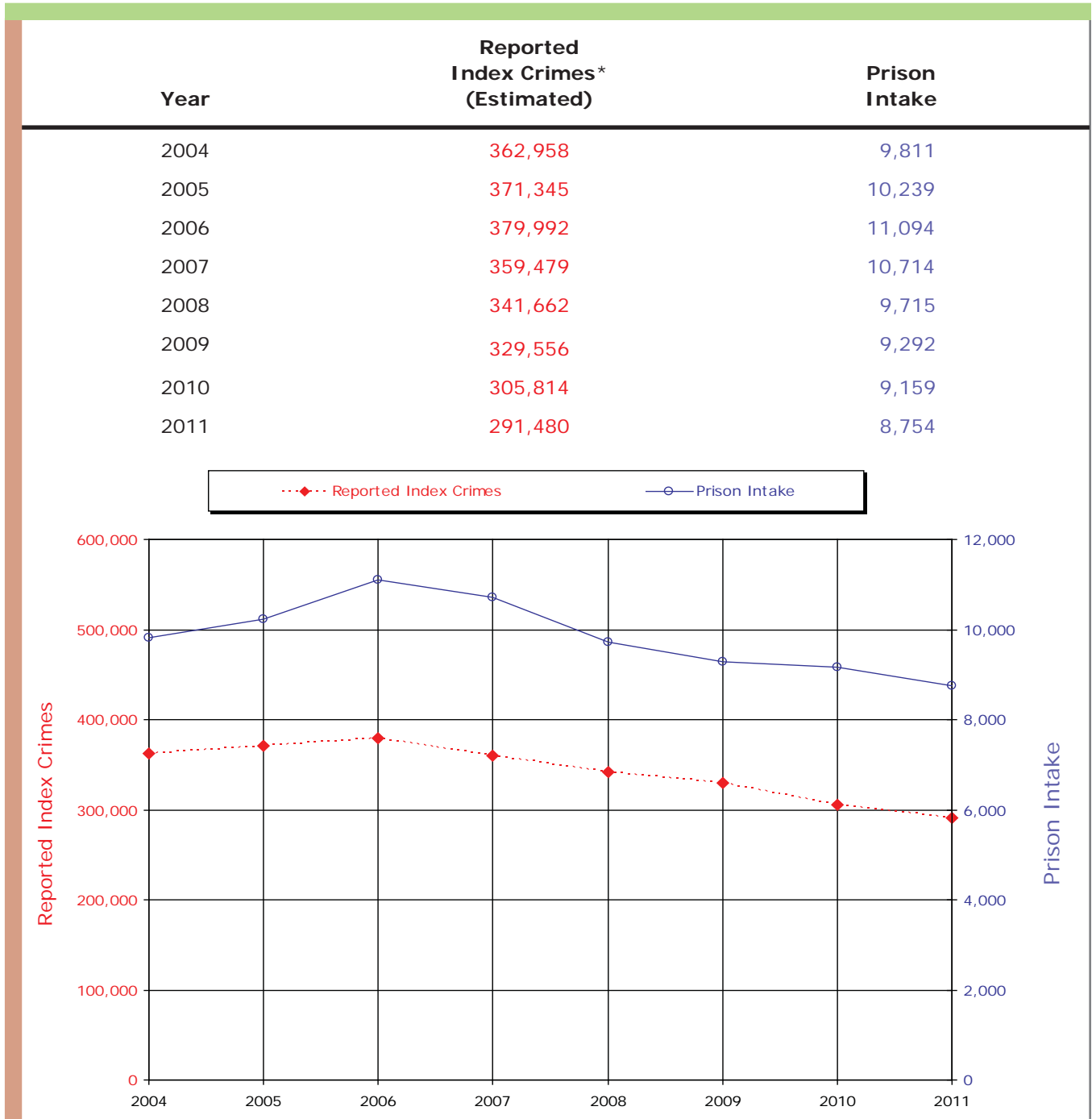
Year	Prison Intake	Numerical Change	Percent Change
1997	9,584	415	4.5
1998	9,424	(160)	(1.7)
1999	8,809	(615)	(6.5)
2000	8,922	113	1.3
2001	9,610	688	7.7
2002	11,050	1,440	15.0
2003	10,311	(739)	(6.7)
2004	9,811	(500)	(4.8)
2005	10,239	428	4.4
2006	11,094	855	8.4
2007	10,714	(380)	(3.4)
2008	9,715	(999)	(9.3)
2009	9,292	(423)	(4.4)
2010	9,159	(132)	(1.4)
2011	8,754	(405)	(4.4)



Source: Corrections Management Information System (CMIS)

B1b Reported Index Crimes and Prison Intake (Excluding "Additional Sentences Imposed") Calendar Years 2004 - 2011

State index crime totals are calculated by combining actual figures with estimates of missing data, using an estimation process adapted from that used by the FBI. The MSP's estimation process is designed to help ensure an accurate portrayal of crime trends, and minimize fluctuations due to reporting discrepancies.



*Index crimes include murder, rape, robbery, aggravated assault, burglary, larceny, motor vehicle theft and arson.

Source: Prison Intake: Corrections Management Information System (CMIS)
Reported Index Crimes: <http://www.michigan.gov/msp>

B2 2011 Commitments by Minimum Term Distribution – All Offenses

Includes Additional Sentences Imposed

Page 1 of 17

B - 4

			TOTAL*	.5	1	1.5	2	2.5	3	3.5	4	4.5	5	10	15	20	25	>25	LIFE	AVG
GRAND TOTALS			9,700	198	1,269	1,690	2,401	597	769	196	321	172	390	892	284	47	197	97	123	3.7
VIOLATIONS			9,380	166	1,192	1,620	2,346	585	757	191	321	172	390	892	284	47	197	97	123	3.8
ATTEMPTS			263	32	77	70	55	12	12	5										1.4
Compiled Laws	Offense	Max. Penalty																		
28.2951A-A	State ID Card - Alter/Forge/Use to Commit Felony	10 ATTEMPTS	1		1															1.0
28.729	Sex Offender - Fail to Register	4 ATTEMPTS	59	1	17	23	9	7			2									1.4
28.7291A	Sex Offender - Fail to Register	4 ATTEMPTS	1	1																.1
28.7291B	Sex Offender - Fail to Register, 2nd Offense	7 ATTEMPTS	15		8	1	4	2												1.3
28.7291C	Sex Offender - Fail to Register, 3rd Offense	10 ATTEMPTS	5		2		3													1.4
28.7292	Sex Offenders - Failure to Comply w/ Duties	MISD ATTEMPTS	2		1	1														1.5
28.7292C	Sex Offender - Fail to Report, 3rd Offense	4 ATTEMPTS	3		3															1.1
205.4286	Tobacco Products Tax Act Unauthorized Tax Stamps	10 ATTEMPTS	1		1															.9
257.254	Motor Vehicle Code - Intent to Pass False Title	10 ATTEMPTS	2	1	1															1.0
257.257	License Documents/Plates - Forgery	5 ATTEMPTS	2			1			1											.7
257.3109	Driver's License - Forged, Possession of 2 or More	5 ATTEMPTS	1			1														2.1
257.602A2	Police Officer - Flee - 4th Degree (Vehicle Code)	2 ATTEMPTS	6		3	3														1.5
257.602A3-A	Police Officer - Flee - 3rd Degree (Vehicle Code)	5 ATTEMPTS	136	3	35	32	46	5	9	2	1		1	2						1.1
257.602A4-A	Police Officer - Flee - 2nd Degree (Vehicle Code)	10 ATTEMPTS	40	3	8	3	5	6	5		4	1	1	3					1	1.7
257.602A5	Police Officer - Flee - 1st Degree (Vehicle Code)	15 ATTEMPTS	1									1								2.5
257.617	Fail to Stop at Accident - Serious Impairment/Death	5 ATTEMPTS	6			3	1		1				1							4.2
257.6173	Fail to Stop at Accident - At Fault Death Result	15 ATTEMPTS	1			1						1		1						2.3
257.62510C	Operating Vehicle Intoxicated - 3rd Offense	1 ATTEMPTS	4				1			1		1		1						1.2
			1		1															4.2
			1		1															.7

NOTE: Be sure to check for related offense codes when examining a particular type of crime. They may or may not be in sequential order or even on the same page.

B2 2011 Commitments by Minimum Term Distribution — All Offenses

Includes Additional Sentences Imposed

Page 2 of 17

B - 5

			TOTAL*	.5	1	1.5	2	2.5	3	3.5	4	4.5	5	10	15	20	25	>25	LIFE	AVG
GRAND TOTALS			9,700	198	1,269	1,690	2,401	597	769	196	321	172	390	892	284	47	197	97	123	3.7
VIOLATIONS			9,380	166	1,192	1,620	2,346	585	757	191	321	172	390	892	284	47	197	97	123	3.8
ATTEMPTS			263	32	77	70	55	12	12	5										1.4
Compiled Laws	Offense	Max. Penalty																		
257.6254	Operating Vehicle Intoxicated, Causing Death	15 ATTEMPTS	37				2	4	5		7		8	7	3	1				5.4
			1				1													2.0
257.6254A	Operating Vehicle Intoxicated, Causing Death	15 ATTEMPTS	3					1	1					1						3.9
257.6255-A	Operating Vehicle Intoxicated, Causing Serious Injury	5 ATTEMPTS	34		2	8	13	5	3	2	1									2.0
			1				1													1.7
257.6256D	Operating Vehicle Intoxicated, Contr. Sub. - 3rd Offense	5 ATTEMPTS	536	8	98	182	157	44	32	6	8		1							1.6
			1		1															1.0
257.6257A2	Operating Vehicle Intoxicated, w/ Occupant <16 - 2nd+Offense	5 ATTEMPTS	8		2	5	1													1.3
257.6263	Driving - Reckless - Causing Serious Impairment of Body Function	5 ATTEMPTS	1				1													1.9
257.6264	Driving - Reckless - Causing Death	15 ATTEMPTS	2					1						1						4.2
257.903	Motor Vehicle Code, False Certification	5 ATTEMPTS	1		1															1.0
257.9044	Operate - License Susp./Rev./Denied, Causing Death	15 ATTEMPTS	3										1	2						7.0
257.9045	Operate - License Susp./Rev./Denied, Causing Serious Injury	5 ATTEMPTS	3				2		1											2.0
333.73413	Contr. Sub. - Imitation Mfg/ Distribution	2 ATTEMPTS	1		1															1.0
333.74012A1	Contr. Sub. - Del/Mfg 1,000+ Grams (Narc. or Cocaine)	LIFE ATTEMPTS	3										1	1	1					9.6
333.74012A2	Contr. Sub. - Del/Mfg 450 - 999 Grams (Narc. or Cocaine)	30 ATTEMPTS	3								1			1	1					8.1
333.74012A3	Contr. Sub. - Del/Mfg 50 - 449 Grams (Narc. or Cocaine)	20 ATTEMPTS	59		3	3	8	1	5	2	4	4	7	18	3				1	5.1
			6		2		4													1.6
333.74012A4	Contr. Sub. - Del/Mfg Under 50 Grams (Narc. or Cocaine)	20 ATTEMPTS	371	10	62	91	113	26	40	8	6	3	1	9	2					1.9
			21	5	10	1	2	1	2											1.2
333.74012B-A	Contr. Sub. - Del/Mfg (Sched. 1-3), Except Marijuana	7 ATTEMPTS	26	2	6	10	5	2	1											1.4
333.74012B1	Contr. Sub. - Del/Mfg Meth/Ecstasy	20 ATTEMPTS	71		4	1	13	5	11	3	3	12	5	12	1		1			4.0
			4		3		1													1.2
333.74012C-A	Contr. Sub. - Del/Mfg (Sched. 4)	4 ATTEMPTS	4			1	1	1	1											2.1

NOTE: Be sure to check for related offense codes when examining a particular type of crime. They may or may not be in sequential order or even on the same page.

B2 2011 Commitments by Minimum Term Distribution – All Offenses

Includes Additional Sentences Imposed

Page 3 of 17

B - 6

			TOTAL*	.5	1	1.5	2	2.5	3	3.5	4	4.5	5	10	15	20	25	>25	LIFE	AVG
GRAND TOTALS			9,700	198	1,269	1,690	2,401	597	769	196	321	172	390	892	284	47	197	97	123	3.7
VIOLATIONS			9,380	166	1,192	1,620	2,346	585	757	191	321	172	390	892	284	47	197	97	123	3.8
ATTEMPTS			263	32	77	70	55	12	12	5										1.4
Compiled Laws	Offense	Max. Penalty																		
333.74012D1	Contr. Sub. - Del/Mfg 45 or More Kilograms Marijuana	15 ATTEMPTS	4	1	1	1	1													1.2
333.74012D2	Contr. Sub. - Del/Mfg 5 to <45 Kilograms Marijuana	7 ATTEMPTS	15		5	3	3	1	2					1						1.9
333.74012D3	Contr. Sub. - Del/Mfg Marijuana	4 ATTEMPTS	133	3	44	41	33	8	2	1	1									1.4
333.74012F	Prescription Forms - Del/Mfg/ Intent	7 ATTEMPTS	1				1													2.0
333.7401C2A	Contr. Sub. - Operate/Maintain Lab	10 ATTEMPTS	15		1	6	3	1	1				2	1						2.4
333.7401C2B	Contr. Sub. - Operate/Maintain Lab Near Minor	20 ATTEMPTS	5				1	2						1	1					5.5
333.7401C2C	Contr. Sub. - Operate/Maintain Lab Involving Hazardous Waste	20 ATTEMPTS	11				2		3		1	2	1	2						4.0
333.7401C2D	Contr. Sub. - Operate/Maintain Lab Near Specified Places	20 ATTEMPTS	6		1			1	3					1						3.5
333.7401C2E	Contr. Sub. - Operate/Maintain Lab Involving Firearm	25 ATTEMPTS	2							1	1									3.6
333.7401C2F	Contr. Sub. - Operate/Maintain Lab Involving Meth	20 ATTEMPTS	157		1	9	31	2	53	4	7	21	9	20						3.4
333.74022A	Contr. Sub. - Create/Del./Intent Counterfeit (Narcotic)	10 ATTEMPTS	3			2	1													1.6
333.74022B	Contr. Sub. - Create/Del./Intent Counterfeit (Sched. 1-3)	5 ATTEMPTS	1				1													1.9
333.74022E	Contr. Sub. - Create/Deliver Analogue	15 ATTEMPTS	7		2		2		1	1				1						2.6
333.74032A1	Contr. Sub. - Possess 1,000+ Grams (Narcotic)	LIFE ATTEMPTS	1											1						9.0
333.74032A3	Contr. Sub. - Possess 50 - 449 Grams (Narcotic)	20 ATTEMPTS	7				1		2			1	1	2						4.3
333.74032A4	Contr. Sub. - Possess 25 - 49 Grams (Narcotic)	4 ATTEMPTS	4		1	3														1.2
333.74032A5	Contr. Sub. - Possess <25 Grams (Narcotic)	4 ATTEMPTS	178	16	44	70	28	10	9		1									1.4
333.74032B-A	Contr. Sub. - Possess Analogues/Sched. 1-4	2 ATTEMPTS	1			1														1.5
			28	4	7	11	6													1.2

NOTE: Be sure to check for related offense codes when examining a particular type of crime. They may or may not be in sequential order or even on the same page.

B2 2011 Commitments by Minimum Term Distribution — All Offenses

Includes Additional Sentences Imposed

Page 4 of 17

B - 7

			TOTAL*	.5	1	1.5	2	2.5	3	3.5	4	4.5	5	10	15	20	25	>25	LIFE	AVG
GRAND TOTALS			9,700	198	1,269	1,690	2,401	597	769	196	321	172	390	892	284	47	197	97	123	3.7
VIOLATIONS			9,380	166	1,192	1,620	2,346	585	757	191	321	172	390	892	284	47	197	97	123	3.8
ATTEMPTS			263	32	77	70	55	12	12	5										1.4
Compiled Laws	Offense	Max. Penalty																		
333.74032B-B	Contr. Sub. - Possess Analogues/Sched. 1-4	2 ATTEMPTS	1			1														1.5
333.74032B1	Contr. Sub. - Possess Methamphetamine	10 ATTEMPTS	84		7	27	28	5	8	5	1		1	2						2.0
333.74032D	Contr. Sub. - Possess Marijuana	1 ATTEMPTS	3		1	2														1.7
333.74042B	Contr. Sub. - Use	1 ATTEMPTS	9	1	4	4														1.0
333.74042B	Contr. Sub. - Use	1 ATTEMPTS	1			1														1.1
333.7405D	Contr. Sub. - Maintain Drug House	2 ATTEMPTS	10	1	5	3			1											1.2
333.7405E	Contr. Sub. - Maintain Drug House	2 ATTEMPTS	1			1														1.5
333.74071C	Contr. Sub. - Obtain by Fraud	4 ATTEMPTS	10		3	2	5													1.5
333.74071G	Contr. Sub. - Counterfeit Prescription Form	4 ATTEMPTS	1				1													2.0
333.74101-B	Contr. Sub. - Deliver to Minor (Sched. 1-3, Except Marij./Coc.)	14 ATTEMPTS	1				1													1.9
333.74101-D	Contr. Sub. - Delivery to Minor, Sched. 4 and Marijuana	8 ATTEMPTS	1				1													1.9
333.74102-A	Contr. Sub. - Deliver <50 Grams, School Prop. (Narc/Cocaine)	60 ATTEMPTS	5				3		2											2.4
333.74104-A	Contr. Sub. - Possess on School/Library Prop. (Narc./Coc.) <25 gr	8 ATTEMPTS	1			1														1.5
333.74104-B	Contr. Sub. - Possess on School/Library Property (Sched.1-4)	4 ATTEMPTS	1			1														1.5
400.601-B	Fraud - Welfare, Over \$500	4 ATTEMPTS	1			1														1.2
400.71313A	Adult Foster Care - Operate Facility w/o License	2 ATTEMPTS	1			1														1.3
432.2182	Gambling Activities - Felony Violations	10 ATTEMPTS	1	1																.5
445.4332	Buy/Sell Stolen Non Ferrous Metals - 1st Offense	5 ATTEMPTS	2		2															1.0
445.65	Identity Theft	5 ATTEMPTS	32		7	16	6	1	1	1										1.5
			1	1																.3

NOTE: Be sure to check for related offense codes when examining a particular type of crime. They may or may not be in sequential order or even on the same page.

B2 2011 Commitments by Minimum Term Distribution – All Offenses

Includes Additional Sentences Imposed

Page 5 of 17

B - 8

			TOTAL*	.5	1	1.5	2	2.5	3	3.5	4	4.5	5	10	15	20	25	>25	LIFE	AVG
GRAND TOTALS			9,700	198	1,269	1,690	2,401	597	769	196	321	172	390	892	284	47	197	97	123	3.7
VIOLATIONS			9,380	166	1,192	1,620	2,346	585	757	191	321	172	390	892	284	47	197	97	123	3.8
ATTEMPTS			263	32	77	70	55	12	12	5										1.4
Compiled Laws	Offense	Max. Penalty																		
445.67	Identity Theft - Obtain/Possess/ Transfer ID w/ Intent	5 ATTEMPTS	3			2			1											1.8
500.45112	Insurance Fraud - Conspiracies	10 ATTEMPTS	1			1														1.5
722.675	Distribute Obscene Matter to Children	2 ATTEMPTS	4			1		2			1									2.4
750.110	Breaking & Entering - Bldg. w/ Intent	15 ATTEMPTS	342	12	48	66	112	24	31	8	16	2	9	13	1					2.1
750.110A2	Home Invasion - 1st Degree	20 ATTEMPTS	19	1	11	6		1												1.1
750.110A3	Home Invasion - 2nd Degree	15 ATTEMPTS	323		10	19	37	19	43	6	13	22	21	111	15	2	4	1		5.3
750.110A4	Home Invasion - 3rd Degree	5 ATTEMPTS	9		2	4	2	1												1.4
750.111	Breaking & Entering - Entry w/o Breaking, w/ Intent	15 ATTEMPTS	610	9	38	72	161	62	84	20	57	14	46	42	3		1		1	2.9
750.116	Burglar's Tools - Possess	5 ATTEMPTS	18	1	7	4	6													1.3
750.117	Public Officer - Bribery	5 ATTEMPTS	75	1	9	27	25	6	5	1	1									1.7
750.118	Public Officer - Accepting Bribe	5 ATTEMPTS	1		1															1.0
750.1227A	Witness - Bribe/Intimidate/ Interfere	10 ATTEMPTS	26	2	6	9	8			1										1.4
750.1227B	Witness - Bribe/Intimidate/ Interfere	10 ATTEMPTS	1	1																.5
750.1227C	Witness - Intimidate/Threaten to Kill or Injure	10 ATTEMPTS	17		3	2	10	2												1.7
750.1313B2	Check - Non-Sufficient Funds, \$100 - <\$500 - 3rd+ Offense	4 ATTEMPTS	1			1														1.3
750.1313C	Check - Non-Sufficient Funds, \$500 or more	4 ATTEMPTS	1			1														1.3
750.131A1	Check - No Account	2 ATTEMPTS	3		1	1								1						3.4
750.131A2	Check - Non-Sufficient Funds, Three w/in 10 days	2 ATTEMPTS	2						1	1										3.0
			4	1		2	1													1.2
			6		2	3		1												1.3
			2			1	1													1.7

NOTE: Be sure to check for related offense codes when examining a particular type of crime. They may or may not be in sequential order or even on the same page.

B2 2011 Commitments by Minimum Term Distribution – All Offenses

Includes Additional Sentences Imposed

Page 6 of 17

B - 9

			TOTAL*	.5	1	1.5	2	2.5	3	3.5	4	4.5	5	10	15	20	25	>25	LIFE	AVG
GRAND TOTALS			9,700	198	1,269	1,690	2,401	597	769	196	321	172	390	892	284	47	197	97	123	3.7
VIOLATIONS			9,380	166	1,192	1,620	2,346	585	757	191	321	172	390	892	284	47	197	97	123	3.8
ATTEMPTS			263	32	77	70	55	12	12	5										1.4
Compiled Laws	Offense	Max. Penalty																		
750.136B2	Child Abuse - 1st Degree	15	9				1		2		2		1	2	1					5.3
	ATTEMPTS	4	8			3	3	1		1										1.8
750.136B3	Child Abuse - 2nd Degree	4																		
	ATTEMPTS	2	5		3	1			1											1.4
750.136B4	Child Abuse - 3rd Degree	2																		
	ATTEMPTS	4	12	1	1	2	5	2	1											1.8
750.145A-A	Children - Accost for Immoral Purposes	4																		
	ATTEMPTS	20	1								1									4.0
750.145C	Child Sexually Abusive Activity	20																		
	ATTEMPTS	20	26			1		1	2		2	2	4	9	2		3			8.1
750.145C2	Child Sexually Abusive Activity	7																		
	ATTEMPTS	4	2		1		1													1.4
750.145C3	Child Sexually Abusive Activity, Promote or Distribute	4																		
	ATTEMPTS	10	12		2	2	6	2												1.7
750.145C4-A	Child Sexually Abusive Material, Possess	4																		
	ATTEMPTS	10	1										1							5.0
750.145D2D	Computer/Internet - Plan Crime w/ Other, Max 4 - <10 yrs	5																		
	ATTEMPTS	5	3			2	1													1.6
750.157A	Compounding Offenses	LIFE																		
	ATTEMPTS	4	2												1			1		14.5
750.157B2	Homicide - Solicitation of Murder	4																		
	ATTEMPTS	4	30	1	6	10	8	1	2		2									1.6
750.157N1	Financial Transaction Device - Steal/Retain w/o Consent	4																		
	ATTEMPTS	4	4	1	1	1	1													1.1
750.157N2	Financial Transaction Device - Possess Fraudulent One	4																		
	ATTEMPTS	4	3			2	1													1.4
750.157P	Financial Transaction Device - Possess w/ Intent to Use/Sell	4																		
	ATTEMPTS	4	11		7		4													1.3
750.157Q	Financial Transaction Device - Illegal Sale/Use	5																		
	ATTEMPTS	5	2		2															.9
750.157W1C1	Financial Trans. Device - Fraud Withdraw/Transfer, \$1K - <\$20K	15																		
	ATTEMPTS	15	1			1														1.1
750.158	Sodomy	20																		
	ATTEMPTS	20	2			1		1												1.9
750.159I1	Criminal Enterprise - Conduct	20																		
	ATTEMPTS	20	48			1	4	2	9	4	1	5	8	11	2		1			5.0
			2			1		1												1.9

NOTE: Be sure to check for related offense codes when examining a particular type of crime. They may or may not be in sequential order or even on the same page.

B2 2011 Commitments by Minimum Term Distribution – All Offenses

Includes Additional Sentences Imposed

Page 7 of 17

B - 10

			TOTAL*	.5	1	1.5	2	2.5	3	3.5	4	4.5	5	10	15	20	25	>25	LIFE	AVG
GRAND TOTALS			9,700	198	1,269	1,690	2,401	597	769	196	321	172	390	892	284	47	197	97	123	3.7
VIOLATIONS			9,380	166	1,192	1,620	2,346	585	757	191	321	172	390	892	284	47	197	97	123	3.8
ATTEMPTS			263	32	77	70	55	12	12	5										1.4
Compiled Laws	Offense	Max. Penalty																		
750.15912	Criminal Enterprise - Acquire/Maintain	20	1											1						6.0
	ATTEMPTS																			
750.15913	Criminal Enterprise - Racketeering Proceeds	20	1		1															1.3
	ATTEMPTS																			
750.15914-A	Criminal Enterprise - Conspiracy	20	2						1			1								3.7
	ATTEMPTS																			
750.161	Desertion/Abandon/Non-Support	3	2		2															1.2
	ATTEMPTS		1	1																1.0
750.165	Child Support - Fail to Pay	4	49	1	12	17	7	7	2	2	1									1.6
	ATTEMPTS		2	1	1															.9
750.1744A	Embezzle - Agent or Trustee, \$1K - <\$20K	5	10		4	1	3			2										1.7
	ATTEMPTS		1	1																.3
750.1745A	Embezzle - Agent or Trustee, \$20K - <\$50K	10	8		2	1	4		1											1.6
	ATTEMPTS		1	1																.4
750.1746	Embezzle - \$50K - <\$100K	15	4		1		2	1												1.7
	ATTEMPTS																			
750.1747	Embezzlement - \$100K or More	15	8		2	1		1	1				1	2						3.4
	ATTEMPTS																			
750.174A4A	Embezzlement - From Vulnerable Adult, \$1K - <\$20K	5	2			1				1										2.5
	ATTEMPTS																			
750.174A5A	Embezzlement - From Vulnerable Adult, \$20K or More	10	2				1				1									2.8
	ATTEMPTS																			
750.1814A	Embezzle - Jointly Held Property, \$1K - <\$20K	5	1						1											3.0
	ATTEMPTS																			
750.186A	Escape - Juvenile Facility	4	1			1														1.1
	ATTEMPTS																			
750.193	Escape - Prison	5	2				1				1									2.9
	ATTEMPTS																			
750.1952	Escape - From Felony Jail Sentence	4	4				3	1												2.0
	ATTEMPTS																			
750.197C-A	Assault of Prison Employee	4	65	1	8	16	26	8	2	1	1	1		1						1.8
	ATTEMPTS		6	2	3	1														.8
750.199A	Bond - Abscond or Forfeit	4	19		1	9	6		3											1.7
	ATTEMPTS																			
750.211A2A	Explosives - Mfg/Possess Explosive/ Other w/ Malicious Intent	15	1											1						6.0
	ATTEMPTS																			

NOTE: Be sure to check for related offense codes when examining a particular type of crime. They may or may not be in sequential order or even on the same page.

B2 2011 Commitments by Minimum Term Distribution – All Offenses

Includes Additional Sentences Imposed

Page 8 of 17

B - 11

			TOTAL*	.5	1	1.5	2	2.5	3	3.5	4	4.5	5	10	15	20	25	>25	LIFE	AVG
GRAND TOTALS			9,700	198	1,269	1,690	2,401	597	769	196	321	172	390	892	284	47	197	97	123	3.7
VIOLATIONS			9,380	166	1,192	1,620	2,346	585	757	191	321	172	390	892	284	47	197	97	123	3.8
ATTEMPTS			263	32	77	70	55	12	12	5										1.4
Compiled Laws	Offense	Max. Penalty																		
750.211A2B	Explosives - Mfg/Possess Molotov Cocktail/Other w/ Prop. Damage	20 ATTEMPTS	2											2						6.7
750.213	Extortion	20 ATTEMPTS	11			1	2			1			1	4	1	1				6.4
750.2153	Impersonate Peace Officer to Commit Crime	4 ATTEMPTS	1		1															1.0
750.2184A	False Pretenses - \$1K - <\$20K	5 ATTEMPTS	21	1	4	7	5	2	1		1									1.6
750.2184B	False Pretenses - \$200 - <\$1K - 2nd+ Offense	5 ATTEMPTS	1		1															1.0
750.2185A	False Pretenses - \$20K or More	10 ATTEMPTS	5			1	2	1	1											2.1
750.224A	Weapons - Taser, Possession or Sale Taser	4 ATTEMPTS	1					1												2.5
750.224B	Weapons - Firearms, Short-Barrel Shotgun/Rifle	5 ATTEMPTS	8	1	5		2													.9
750.224F	Weapons - Firearms, Possession by Felon	5 ATTEMPTS	202	10	65	33	46	6	24	1	6		6	3	1				1	1.8
750.226	Weapons - Dangerous Weapon, Carry w/ Unlawful Intent	5 ATTEMPTS	18	1	2	3	9	1	1				1							1.8
750.227	Weapons - Carry Concealed	5 ATTEMPTS	79	2	27	17	25	3	3	1				1						1.5
750.227B	Weapons - Felony Firearm	10 ATTEMPTS	6	1	3	2														1.0
750.227B-A	Weapons - Felony Firearm	2 ATTEMPTS	1				1													2.0
750.227B-B	Weapons - Felony Firearm - 2nd Offense	5 ATTEMPTS	507				507													2.0
750.227B-C	Weapons - Felony Firearm - 3rd Offense	10 ATTEMPTS	2				2						35							5.0
750.227C	Weapons - Firearms, Possess Loaded in Vehicle	2 ATTEMPTS	1											1						10.0
750.234B	Weapons - Firearms, Discharge in/at Bldg.	4 ATTEMPTS	1			1														1.3
750.248	Forgery	14 ATTEMPTS	3		1		1		1											1.9
			20		6	4	9		1											1.5

NOTE: Be sure to check for related offense codes when examining a particular type of crime. They may or may not be in sequential order or even on the same page.

B2 2011 Commitments by Minimum Term Distribution – All Offenses

Includes Additional Sentences Imposed

Page 9 of 17

B - 12

			TOTAL*	.5	1	1.5	2	2.5	3	3.5	4	4.5	5	10	15	20	25	>25	LIFE	AVG
GRAND TOTALS			9,700	198	1,269	1,690	2,401	597	769	196	321	172	390	892	284	47	197	97	123	3.7
VIOLATIONS			9,380	166	1,192	1,620	2,346	585	757	191	321	172	390	892	284	47	197	97	123	3.8
ATTEMPTS			263	32	77	70	55	12	12	5										1.4
Compiled Laws	Offense	Max. Penalty																		
750.249	Utter & Publish	14	163	9	32	58	41	10	8	1	3		1							1.6
		ATTEMPTS	8	3	1	3		1												1.0
750.253	Utter & Publish - Counterfeit Bills/Notes	5	4	1	1	1	1													1.1
		ATTEMPTS																		
750.254	Utter & Publish - Possess Counterfeit Bank/State/Bills	5	4		1	1	2													1.5
		ATTEMPTS																		
750.255	Counterfeiting - Possess Tools	10	1		1															1.0
		ATTEMPTS																		
750.261	Counterfeiting - Coins/Possess Less than 5	10	1				1													1.7
		ATTEMPTS																		
750.280	Fraud - Common Law	10	2				1	1												2.1
		ATTEMPTS																		
750.282B	Public Utility - Fraudulent Use, Over \$500	4	1		1															1.0
		ATTEMPTS																		
750.285	Obtain Personal Identity Info w/o Permission	5	1				1													2.0
		ATTEMPTS																		
750.316	Homicide	LIFE	9																	9
		ATTEMPTS																		
750.316-A	Homicide - Murder 1st Degree, Premeditated	LIFE	54																	54
		ATTEMPTS																		
750.316-B	Homicide - Felony Murder	LIFE	28																	28
		ATTEMPTS																		
750.316-C	Homicide - Open Murder, Statutory Short Form	LIFE	10																	10
		ATTEMPTS																		
750.317	Homicide - Murder 2nd Degree	LIFE	140											17	22	8	46	44	3	24.1
		ATTEMPTS																		
750.317A	Deliver Controlled Substance Cause Death	LIFE	9						1		1		2	2	2		1			8.8
		ATTEMPTS	1					1												2.5
750.321	Homicide - Manslaughter	15	7							1	1	1	2	2						5.5
		ATTEMPTS																		
750.321-A	Homicide - Manslaughter, Statutory Short Form	15	18					1	3			1	5	6	2					6.2
		ATTEMPTS	1						1											3.0
750.321-C	Homicide - Manslaughter, Involuntary	15	16			1	2		1	1		1	2	7			1			6.0
		ATTEMPTS																		
750.321-E	Homicide - Manslaughter w/ Motor Vehicle	15	9				1	2	1		1			3		1				6.4
		ATTEMPTS																		

NOTE: Be sure to check for related offense codes when examining a particular type of crime. They may or may not be in sequential order or even on the same page.

B2 2011 Commitments by Minimum Term Distribution — All Offenses

Includes Additional Sentences Imposed

Page 10 of 17

B - 13

			TOTAL*	.5	1	1.5	2	2.5	3	3.5	4	4.5	5	10	15	20	25	>25	LIFE	AVG
GRAND TOTALS			9,700	198	1,269	1,690	2,401	597	769	196	321	172	390	892	284	47	197	97	123	3.7
VIOLATIONS			9,380	166	1,192	1,620	2,346	585	757	191	321	172	390	892	284	47	197	97	123	3.8
ATTEMPTS			263	32	77	70	55	12	12	5										1.4
Compiled Laws	Offense	Max. Penalty																		
750.324	Homicide - Negligent Homicide	2 ATTEMPTS	1				1													1.8
750.329	Homicide - Manslaughter, Death w/ Weapon, Aim w/o Malice	15 ATTEMPTS	2							1			1							4.5
750.335A2B	Aggravated Indecent Exposure	2 ATTEMPTS	7	1		3	2					1								1.7
750.335A2C	Indecent Exposure by Sexually Delinquent Person	LIFE ATTEMPTS	10			1		1		2			1	3	2					6.7
750.338	Gross Indecency Between Males, Commit/Procure	5 ATTEMPTS	2				2													1.8
750.338B	Gross Indecency Between Male & Female, Commit/Procure	5 ATTEMPTS	3				2	1												2.1
750.349	Kidnapping	LIFE ATTEMPTS	13											2	1	1	5	3	1	22.1
750.349B	Unlawful Imprisonment	15 ATTEMPTS	25 3		1		2	1	2	2	2	1	4	8	2					5.6 2.3
750.350	Kidnapping - Child Enticement	LIFE ATTEMPTS	2				1		1											2.4
750.3562A	Larceny - \$20K or More	10 ATTEMPTS	6		2		1	1	1				1							2.3
750.3563A	Larceny - \$1K - <\$20K	5 ATTEMPTS	51	1	13	19	8	4	4		2									1.6
750.3563B	Larceny - \$200 - <\$1K - 2nd+ Offense	5 ATTEMPTS	4		1	1	1		1											1.7
750.356A	Larceny - From Motor Vehicle	10 ATTEMPTS	1		1															1.0
750.356A1	Larceny - From Motor Vehicle	5 ATTEMPTS	49 2		14 2	14	10	9	1		1									1.6 1.0
750.356A2C1	Breaking & Entering - Vehicle/Semi/ House Trailer, \$1K - <\$20K	5 ATTEMPTS	4		1	2			1											1.6
750.356A2C2	Breaking & Entering - Vehicle/Semi/ House Trailer, \$200-<\$1K-2nd+Ofns	5 ATTEMPTS	1				1													1.9
750.356A2D1	Breaking & Entering - Vehicle/Semi/ House Trailer, \$20K or More	10 ATTEMPTS	1				1													2.0
750.356A3	Breaking & Entering - Vehicle/Semi/ House Trailer, w/ Damage	5 ATTEMPTS	28		10	10	3	1	4											1.5

NOTE: Be sure to check for related offense codes when examining a particular type of crime. They may or may not be in sequential order or even on the same page.

B2 2011 Commitments by Minimum Term Distribution — All Offenses

Includes Additional Sentences Imposed

Page 11 of 17

B - 14

			TOTAL*	.5	1	1.5	2	2.5	3	3.5	4	4.5	5	10	15	20	25	>25	LIFE	AVG
GRAND TOTALS			9,700	198	1,269	1,690	2,401	597	769	196	321	172	390	892	284	47	197	97	123	3.7
VIOLATIONS			9,380	166	1,192	1,620	2,346	585	757	191	321	172	390	892	284	47	197	97	123	3.8
ATTEMPTS			263	32	77	70	55	12	12	5										1.4
Compiled Laws	Offense	Max. Penalty																		
750.356C	Retail Fraud - 1st Degree	5	213	7	64	64	43	20	9	2	3		1							1.5
	ATTEMPTS		1	1																.3
750.357	Larceny from Person	10	75	3	8	13	27	5	14		1		1	3						2.1
	ATTEMPTS		8	1		4	3													1.4
750.357B	Weapons - Firearms - Larceny	5	5		1		2		2											2.0
	ATTEMPTS																			
750.360	Larceny in Building	4	135	7	27	44	43	8	5		1									1.5
	ATTEMPTS		1		1															1.0
750.3622A	Larceny by Conversion, \$20K or More	10	1							1										3.5
	ATTEMPTS																			
750.3623A	Larceny by Conversion, \$1K - <\$20K	5	11		5	3	1		1	1										1.5
	ATTEMPTS																			
750.3623B	Larceny by Conversion, \$200 - <\$1K - 2nd+ Offense	5	1			1														1.5
	ATTEMPTS																			
750.3633A	Larceny by False Personation, \$1K - <\$20K	5	1		1															1.0
	ATTEMPTS																			
750.377A1A1	Malicious Destruction Pers. Prop., \$20K Or More	10	2			1									1					6.7
	ATTEMPTS																			
750.377A1B1	Malicious Destruction Pers. Prop., \$1K - <\$20K	5	15		3	3	3	4					2							2.1
	ATTEMPTS		2	1		1														.9
750.377B	Malicious Destruction Fire/ Police Property	4	12	2	3	4	3													1.2
	ATTEMPTS																			
750.3802A	Malicious Destruction of Bldg., \$20K or More	10	1						1											3.0
	ATTEMPTS																			
750.3803A	Malicious Destruction of Bldg., \$1K - <\$20K	5	6		2		3	1												1.7
	ATTEMPTS																			
750.3805	Malicious Destruction of Bldg., <\$200	MISD	1	1																.3
	ATTEMPTS																			
750.383A	Malicious Destruction of Prop., Utility Prop.	4	6		2		4													1.6
	ATTEMPTS																			
750.411A1B	False Report of Felony	4	12		2	5	4		1											1.5
	ATTEMPTS		3	1	1	2														1.1
750.411A3A	False Report/Threat of Bomb/ Harmful Device	4	1				1													1.9
	ATTEMPTS																			
750.411I	Stalking - Aggravated	5	32	1	3	8	11	4	3	1				1						2.0
	ATTEMPTS		1				1													1.7

NOTE: Be sure to check for related offense codes when examining a particular type of crime. They may or may not be in sequential order or even on the same page.

B2 2011 Commitments by Minimum Term Distribution — All Offenses

Includes Additional Sentences Imposed

Page 12 of 17

B - 15

			TOTAL*	.5	1	1.5	2	2.5	3	3.5	4	4.5	5	10	15	20	25	>25	LIFE	AVG
GRAND TOTALS			9,700	198	1,269	1,690	2,401	597	769	196	321	172	390	892	284	47	197	97	123	3.7
VIOLATIONS			9,380	166	1,192	1,620	2,346	585	757	191	321	172	390	892	284	47	197	97	123	3.8
ATTEMPTS			263	32	77	70	55	12	12	5										1.4
Compiled Laws	Offense	Max. Penalty																		
750.411U	Gang Membership - Assoc/Member Commit/Attempt Felony	20 ATTEMPTS	2								1			1						4.9
750.413	Motor Vehicle - Unlawful Drive Away	5 ATTEMPTS	105		24	27	35	6	7	2	1		1	2						1.8
750.414	Motor Vehicle - Unlawful Use	2 ATTEMPTS	3		2		1													1.1
750.422-B	Perjury - Court Proceeding	15 ATTEMPTS	12		6	6														1.1
750.422-B	Perjury - Court Proceeding	15 ATTEMPTS	1			1														1.3
750.424-B	Perjury - Subornation, Court Proceeding	15 ATTEMPTS	1				1													1.6
750.451-D	Prostitution - 3rd+ Offense	2 ATTEMPTS	3		2	1														.9
750.455	Prostitution - Pandering	20 ATTEMPTS	1										1							4.8
750.4792	Public Officer - Assault/Obstruct	2 ATTEMPTS	4			3				1										1.8
750.4793	Public Officer - Assault/Obstruct Cause Injury	4 ATTEMPTS	1			1														1.3
750.479A2	Police Officer - Flee (Penal Code) 4th Degree	2 ATTEMPTS	3			1	2													1.7
750.479A3	Police Officer - Flee (Penal Code) 3rd Degree	5 ATTEMPTS	37		2	11	13	5	3		2		1							2.0
750.479A4-A	Police Officer - Flee (Penal Code) 2nd Degree	10 ATTEMPTS	5		1		3			1										1.9
750.479B2	Peace Officer - Disarm Firearm	10 ATTEMPTS	3						2				1							3.6
750.483A2B	Interfere w/ Crime Report Threat to Kill/Injure	10 ATTEMPTS	1				1													2.0
750.483A4B	Interfere w/ Police Investigation Threat to Kill/Injure	10 ATTEMPTS	2							2										3.3
750.483A6A	Tamper w/ Evidence	4 ATTEMPTS	1		1															1.0
750.49-A	Animals - Fighting	4 ATTEMPTS	3			3														1.5
750.505	Common Law Offenses	5 ATTEMPTS	1			1														1.3

NOTE: Be sure to check for related offense codes when examining a particular type of crime. They may or may not be in sequential order or even on the same page.

B2 2011 Commitments by Minimum Term Distribution – All Offenses

Includes Additional Sentences Imposed

Page 13 of 17

B - 16

			TOTAL*	.5	1	1.5	2	2.5	3	3.5	4	4.5	5	10	15	20	25	>25	LIFE	AVG
GRAND TOTALS			9,700	198	1,269	1,690	2,401	597	769	196	321	172	390	892	284	47	197	97	123	3.7
VIOLATIONS			9,380	166	1,192	1,620	2,346	585	757	191	321	172	390	892	284	47	197	97	123	3.8
ATTEMPTS			263	32	77	70	55	12	12	5										1.4
Compiled Laws	Offense	Max. Penalty																		
750.505-A	Obstruction of Justice	5 ATTEMPTS	7	1	1	2	1	1		1										1.6
750.505-B	Accessory After the Fact to Felony	5 ATTEMPTS	6		1	1	3				1									1.9
750.50B	Animals - Kill/Torture	4 ATTEMPTS	1		1															1.0
750.520B	CSC - 1st Degree - Multiple Variables	LIFE ATTEMPTS	46		1								2	4	16	2	15	6		17.7
			1			1														1.1
750.520B1A	CSC - 1st Degree - Person Under 13	LIFE ATTEMPTS	66		1						1		6	20	14	3	17	2	2	14.3
			1				1													2.0
750.520B1B	CSC - 1st Degree - Relationship	LIFE ATTEMPTS	39						1		1		5	8	14	2	3	5		13.5
			1				1													2.0
750.520B1C	CSC - 1st Degree - During Felony	LIFE ATTEMPTS	4						1			1					1	1		19.5
750.520B1D	CSC - 1st Degree - Accomplices	LIFE ATTEMPTS	3											1			2			16.6
750.520B1F	CSC - 1st Degree - Personal Injury	LIFE ATTEMPTS	15											3	6	2	2	1	1	15.8
750.520B1H	CSC - 1st Degree - Mentally Disabled Relationship	LIFE ATTEMPTS	1											1						6.8
750.520B2B	CSC - 1st Degree - Person <13, Defendant 17+ yrs.	LIFE ATTEMPTS	30				1							3			21	3	2	23.4
750.520B2C	CSC - 1st Degree - Person <13, Defendant 17+ yrs - 2nd Ofns	LIFE ATTEMPTS	3					1											2	2.5
750.520C	CSC - 2nd Degree - Multiple Variables	15 ATTEMPTS	23			1	5	3	2		1	1	5	5						4.1
750.520C1A	CSC - 2nd Degree - Person Under 13	15 ATTEMPTS	92		2	6	15	7	19	4	5	1	10	21	1		1			4.1
			9			1	6	1		1										2.0
750.520C1B	CSC - 2nd Degree - Relationship	15 ATTEMPTS	18			3	3		1		1		2	7	1					5.0
750.520C1C	CSC - 2nd Degree - During Felony	15 ATTEMPTS	4					1	1		1		1							3.6
750.520C1D	CSC - 2nd Degree - Accomplices	15 ATTEMPTS	3			1					1			1						4.0
750.520C1F	CSC - 2nd Degree - Personal Injury	15 ATTEMPTS	9		1				1		1	1	1	4						4.7

NOTE: Be sure to check for related offense codes when examining a particular type of crime. They may or may not be in sequential order or even on the same page.

B2 2011 Commitments by Minimum Term Distribution – All Offenses

Includes Additional Sentences Imposed

Page 14 of 17

B - 17

			TOTAL*	.5	1	1.5	2	2.5	3	3.5	4	4.5	5	10	15	20	25	>25	LIFE	AVG
GRAND TOTALS			9,700	198	1,269	1,690	2,401	597	769	196	321	172	390	892	284	47	197	97	123	3.7
VIOLATIONS			9,380	166	1,192	1,620	2,346	585	757	191	321	172	390	892	284	47	197	97	123	3.8
ATTEMPTS			263	32	77	70	55	12	12	5										1.4
Compiled Laws	Offense	Max. Penalty																		
750.520C1G	CSC - 2nd Degree - Injury to Incapacitated Victim	15 ATTEMPTS	4				2		1					1						3.0
750.520C1H	CSC - 2nd Degree - Mentally Disabled Relationship	15 ATTEMPTS	2										2							4.8
750.520C1I	CSC - 2nd Degree - State Prisoner	15 ATTEMPTS	1						1											3.0
750.520C2B	CSC - 2nd Degree - Person <13, Defendant 17+ yrs.	15 ATTEMPTS	34		3		3	1	4	1	3		3	11	5					6.1
750.520D	CSC - 3rd Degree - Multiple Variables	15 ATTEMPTS	37		2	2	4	3	4		3	1		13	3	1		1		6.3
750.520D1A	CSC - 3rd Degree - Person 13-15	15 ATTEMPTS	133		4	7	22	10	15	4	10	6	13	35	3		3	1		4.9
750.520D1B	CSC - 3rd Degree - Force/Coercion	15 ATTEMPTS	39			3	3	2	2	2		3	2	15	2	1	3	1		8.0
750.520D1C	CSC - 3rd Degree - Incapacitated Victim	15 ATTEMPTS	8		1		2	1				1	1		1		1			6.6
750.520D1D	CSC - 3rd Degree - Incest	15 ATTEMPTS	17						2	1	1		2	10	1					6.8
750.520D1E	CSC - 3rd Degree - Student	15 ATTEMPTS	3						2	1										3.1
750.520E	CSC - 4th Degree - Multiple Variables	2 ATTEMPTS	10		1	8	1													1.3
750.520E1A	CSC - 4th Degree - Force/Coercion	2 ATTEMPTS	17		4	10	2		1											1.3
750.520E1A-A	CSC - 4th Degree - Victim 13-16	2 ATTEMPTS	11	1	1	6	2				1									1.5
750.520E1B	CSC - 4th Degree - Incapacitated Victim	2 ATTEMPTS	2			1					1									2.5
750.520E1G	CSC - 4th Degree - Incest	2 ATTEMPTS	1						1											2.7
750.520G1	CSC - Assault w/ Intent to Commit Sexual Penetration	10 ATTEMPTS	57		5	8	15	3	5	5	1	2	5	8						3.1
750.520G2	CSC - 2nd Degree Assault	5 ATTEMPTS	14			3	3	3	2	1			1	1						2.6
750.529	Robbery - Armed	LIFE ATTEMPTS	524	1	3	4	30	37	27	26	27	25	36	183	79	13	24	8	1	7.9
			1						1											3.0

NOTE: Be sure to check for related offense codes when examining a particular type of crime. They may or may not be in sequential order or even on the same page.

B2 2011 Commitments by Minimum Term Distribution — All Offenses

Includes Additional Sentences Imposed

Page 15 of 17

B - 18

			TOTAL*	.5	1	1.5	2	2.5	3	3.5	4	4.5	5	10	15	20	25	>25	LIFE	AVG
GRAND TOTALS			9,700	198	1,269	1,690	2,401	597	769	196	321	172	390	892	284	47	197	97	123	3.7
VIOLATIONS			9,380	166	1,192	1,620	2,346	585	757	191	321	172	390	892	284	47	197	97	123	3.8
ATTEMPTS			263	32	77	70	55	12	12	5										1.4
Compiled Laws	Offense	Max. Penalty																		
750.529A	Carjacking	LIFE ATTEMPTS	103			1		3	8	1	6	10	12	40	18		1	3		7.7
			1				1													2.0
750.530	Robbery - Unarmed	15 ATTEMPTS	268		22	21	53	27	48	10	27	7	27	21	4		1			3.2
			7	1	1		4			1										1.7
750.531	Bank Robbery/Safe Breaking	LIFE ATTEMPTS	2					1	1											2.7
750.531-A	Bank Robbery	LIFE ATTEMPTS	32	1	2	2	5		5	2	1	1	2	10	1					4.4
750.531-B	Safe Breaking	LIFE ATTEMPTS	17			1	2	3	4		2		2	3						3.6
750.5352A	Stolen Prop. - Receive & Conceal, \$20K or More	10 ATTEMPTS	4		1	1	2													1.4
750.5352B	Stolen Prop. - Receive & Conceal, \$1K - <\$20K - 3rd+ Offense	10 ATTEMPTS	3		2		1													1.2
750.5353A	Stolen Prop. - Receive & Conceal, \$1K - <\$20K	5 ATTEMPTS	54	1	9	18	16	4	5		1									1.7
			2		1	1														1.1
750.5353B	Stolen Prop. - Receive & Conceal, \$200 - <\$1K - 2nd+ Offense	5 ATTEMPTS	2		1		1													1.4
750.5357	Stolen Prop. - Receive & Conceal, Motor Vehicle	5 ATTEMPTS	93	2	43	19	25	1	2		1									1.3
			2		1	1														1.2
750.535A2	Motor Vehicles - Operate Chop Shop	10 ATTEMPTS	9		5		1		2					1						2.1
750.535B	Weapons - Firearms, Receive & Conceal	10 ATTEMPTS	19	1	8	4	4	1	1											1.3
			1				1													2.0
750.539J2A1	Surveil Unclothed Person	2 ATTEMPTS	1			1														1.3
750.539J2B	Capture/Distribute Image of Unclothed Person	5 ATTEMPTS	2			1	1													1.6
750.540	Telephone - Tap/Cut Lines	2 ATTEMPTS	1		1															1.0
750.5405A	Interfere w/ Electronic Communications	2 ATTEMPTS	4		2	1	1													1.2
750.5405B	Interfere w/ Electronic Communications, Injury/Death	4 ATTEMPTS	1								1									3.8
750.543M	Terrorism - False Report or Threat	20 ATTEMPTS	4						1				1	1	1					7.2
			1		1															1.0

NOTE: Be sure to check for related offense codes when examining a particular type of crime. They may or may not be in sequential order or even on the same page.

B2 2011 Commitments by Minimum Term Distribution – All Offenses

Includes Additional Sentences Imposed

Page 16 of 17

B - 19

			TOTAL*	.5	1	1.5	2	2.5	3	3.5	4	4.5	5	10	15	20	25	>25	LIFE	AVG
GRAND TOTALS			9,700	198	1,269	1,690	2,401	597	769	196	321	172	390	892	284	47	197	97	123	3.7
VIOLATIONS			9,380	166	1,192	1,620	2,346	585	757	191	321	172	390	892	284	47	197	97	123	3.8
ATTEMPTS			263	32	77	70	55	12	12	5										1.4
Compiled Laws	Offense	Max. Penalty																		
750.552B	Trespass - State Correctional Facility	4 ATTEMPTS	1		1															1.0
750.552c	Trespass Upon Key Facility	4 ATTEMPTS	1				1													2.0
750.72	Arson - Dwelling House/ Curtilage	20 ATTEMPTS	1			1														1.5
750.72-A	Arson - Dwelling House	20 ATTEMPTS	39		2	3	4	2	1	1	4	1	6	14	1					4.9
750.73	Arson - Real Property	10 ATTEMPTS	17		1	4	6	1		3				2						2.5
750.741C1	Arson - Personal Property, \$1K - <\$20K	5 ATTEMPTS	2		1	1														1.2
750.75	Arson - Insured Property	10 ATTEMPTS	3		2						1									2.0
750.771C1	Arson - Preparation to Burn Property, \$1K - <\$20K	5 ATTEMPTS	2				2													2.0
750.771D1	Arson - Preparation to Burn Property, \$20K or More	10 ATTEMPTS	3			1	1				1									2.4
750.814	Domestic Violence - 3rd Offense	2 ATTEMPTS	98	2	14	40	23	8	8		2		1							1.6
750.81A3	Domestic Violence, Aggravated - 2nd Offense	2 ATTEMPTS	7			2	3	1	1											2.0
750.81D1	Police Officer - Assault/Resist/ Obstruct	2 ATTEMPTS	166	7	40	72	33	8	3		3									1.4
750.81D2	Police Officer - Assault/Resist/ Obstruct, Causing Injury	4 ATTEMPTS	22		5	6	6	1	2	1			1							1.8
750.82	Felonious Assault	4 ATTEMPTS	198	11	38	47	66	20	8	2	5		1							1.6
			11		3	8														1.1
750.83	Assault w/ Intent to Murder	LIFE ATTEMPTS	124		1		1	2		1	2	2	2	36	26	8	28	14	1	15.6
			1					1												2.5
750.84	Assault w/ Intent to do Great Bodily Harm Less Than Murder	10 ATTEMPTS	266	1	16	25	46	30	40	15	21	4	26	38	2		1	1		3.5
			9		1	2	3		3											2.0
750.85	Torture	LIFE ATTEMPTS	9						1		1				2		3	2		17.2
750.87	Assault w/ Intent to Commit Felony	10 ATTEMPTS	1						1											2.8

NOTE: Be sure to check for related offense codes when examining a particular type of crime. They may or may not be in sequential order or even on the same page.

B2 2011 Commitments by Minimum Term Distribution—All Offenses

Includes Additional Sentences Imposed

Page 17 of 17

B - 20

			TOTAL*	.5	1	1.5	2	2.5	3	3.5	4	4.5	5	10	15	20	25	>25	LIFE	AVG
GRAND TOTALS			9,700	198	1,269	1,690	2,401	597	769	196	321	172	390	892	284	47	197	97	123	3.7
VIOLATIONS			9,380	166	1,192	1,620	2,346	585	757	191	321	172	390	892	284	47	197	97	123	3.8
ATTEMPTS			263	32	77	70	55	12	12	5										1.4
Compiled Laws	Offense	Max. Penalty																		
750.88	Assault w/ Intent to Rob While Unarmed	15 ATTEMPTS	24	1	3	2	3	2	5		1	2	4	1						3.0
750.89	Assault w/ Intent to Rob While Armed	LIFE ATTEMPTS	62		2	1	6	5	3	3	2	4	4	15	11	1	5			7.6
750.91	Homicide - Attempted Murder	LIFE ATTEMPTS	4											1	2		1			15.0
752.10542	Copy Audio/Video for Gain - Felony	5 ATTEMPTS	1		1															.6
752.7973C	Computers - Use to Commit Crime Max 2 yrs - <4 yrs	4 ATTEMPTS	2				1		1											2.3
752.7973D	Computers - Use to Commit Crime Max 4 yrs - <10 yrs	7 ATTEMPTS	20		1	3	10	2	2				2							2.2
752.811A	Breaking & Entering - Coin Operated Device	3 ATTEMPTS	1					1												2.5
769.12	Habitual Offender - 4th Offense	LIFE ATTEMPTS	3		1	2														1.3
800.2811	Prisons - Furnish Contraband to Prisoner in Prison	5 ATTEMPTS	5																5	
800.2811	Prisons - Furnish Contraband to Prisoner in Prison	5 ATTEMPTS	4		1	1	1	1												1.7
800.2813	Prisons - Bring Contraband Into Prison	5 ATTEMPTS	1			1														1.3
800.2813	Prisons - Bring Contraband Into Prison	5 ATTEMPTS	3			2			1											1.7
800.2814	Prisons - Prisoner Possessing Contraband	5 ATTEMPTS	17		8	4	5													1.3
800.2814	Prisons - Prisoner Possessing Contraband	5 ATTEMPTS	5	1	3	1														.9
800.2834	Prisons - Prisoner Possessing Weapon	5 ATTEMPTS	58	3	13	17	16	3	3		2			1						1.6
800.2834	Prisons - Prisoner Possessing Weapon	5 ATTEMPTS	18	8	6	4														.8
801.2621A	Jails - Bring Weapon Into	5 ATTEMPTS	1			1														1.2
801.2622	Jails - Prisoner Possess Weapon	5 ATTEMPTS	6		1	1	1	1	2											2.1
801.2631	Jails - Furnish Contraband to Prisoner	5 ATTEMPTS	3			3														1.3
801.2632	Jails - Prisoner Possessing Contraband	5 ATTEMPTS	8		1	6		1												1.5
801.2632	Jails - Prisoner Possessing Contraband	5 ATTEMPTS	2		1	1														1.2

NOTES: Be sure to check for related offense codes when examining a particular type of crime. They may or may not be in sequential order or even on the same page.

* Sentences with Insufficient Information = 57.

Largest minimum term is reported.

When minimum terms exceed maximum penalties, that may be due to anomalies in criminal justice practices, habitualized offenses, database errors, etc.

Each minimum term category is rounded up from the preceding category (for example, the ten-year category includes all minimums longer than five years up to exactly ten years).

Minimum term averages are based on raw data (with life sentences excluded from the calculations).

Source: Corrections Management Information System (CMIS).

B2a 2011 Commitments by Minimum Term Distribution – Non-Assaultive Offenses

Includes Additional Sentences Imposed

Page 1 of 8

B - 21

			TOTAL	.5	1	1.5	2	2.5	3	3.5	4	4.5	5	10	15	20	25	>25	LIFE	AVG
GRAND TOTALS			4,282	115	774	938	1,492	265	286	57	115	22	117	83	9		2		7	1.9
VIOLATIONS			4,157	91	727	901	1,479	261	286	57	115	22	117	83	9		2		7	2.0
ATTEMPTS			125	24	47	37	13	4												1.1
Compiled Laws	Offense	Max. Penalty																		
28.2951A-A	State ID Card - Alter/Forge/Use to Commit Felony	10 ATTEMPTS	1		1															1.0
28.729	Sex Offender - Fail to Register	4 ATTEMPTS	59	1	17	23	9	7			2									1.4
28.7291A	Sex Offender - Fail to Register	4 ATTEMPTS	1	1																.1
28.7291B	Sex Offender - Fail to Register, 2nd Offense	7 ATTEMPTS	1		1															1.3
28.7291C	Sex Offender - Fail to Register, 3rd Offense	10 ATTEMPTS	15		8	1	4	2												1.4
28.7292	Sex Offenders - Failure to Comply w/MISD Duties	10 ATTEMPTS	5		2		3													1.5
28.7292C	Sex Offender - Fail to Report, 3rd Offense	4 ATTEMPTS	2		1	1														1.1
205.4286	Tobacco Products Tax Act Unauthorized Tax Stamps	10 ATTEMPTS	3		3															.9
257.254	Motor Vehicle Code - Intent to Pass False Title	10 ATTEMPTS	1		1															1.0
257.257	License Documents/Plates - Forgery	5 ATTEMPTS	2	1	1															.7
257.3109	Driver's License - Forged, Possession of 2 or More	5 ATTEMPTS	2			1			1											2.1
257.62510C	Operating Vehicle Intoxicated - 3rd Offense	1 ATTEMPTS	1		1															1.5
257.6256D	Operating Vehicle Intoxicated, Contr. Sub. - 3rd Offense	5 ATTEMPTS	1		1															.7
257.6257A2	Operating Vehicle Intoxicated, w/ Occupant <16 - 2nd+ Offense	5 ATTEMPTS	536	8	98	182	157	44	32	6	8		1							1.6
257.903	Motor Vehicle Code, False Certification	5 ATTEMPTS	1		2	5	1													1.0
400.601-B	Fraud - Welfare, Over \$500	4 ATTEMPTS	8		2	5	1													1.3
400.71313A	Adult Foster Care - Operate Facility w/o License	2 ATTEMPTS	1		1															1.0
432.2182	Gambling Activities - Felony Violations	10 ATTEMPTS	1	1																1.2
			1			1														1.3
			1	1																.5

NOTE: Be sure to check for related offense codes when examining a particular type of crime. They may or may not be in sequential order or even on the same page.

B2a 2011 Commitments by Minimum Term Distribution – Non-Assaultive Offenses

Includes Additional Sentences Imposed

Page 2 of 8

B - 22

			TOTAL	.5	1	1.5	2	2.5	3	3.5	4	4.5	5	10	15	20	25	>25	LIFE	AVG
GRAND TOTALS			4,282	115	774	938	1,492	265	286	57	115	22	117	83	9		2		7	1.9
VIOLATIONS			4,157	91	727	901	1,479	261	286	57	115	22	117	83	9		2		7	2.0
ATTEMPTS			125	24	47	37	13	4												1.1
Compiled Laws	Offense	Max. Penalty																		
445.4332	Buy/Sell Stolen Non Ferrous Metals - 1st Offense	5 ATTEMPTS	2		2															1.0
445.65	Identity Theft	5 ATTEMPTS	32		7	16	6	1	1	1										1.5
			1	1																.3
445.67	Identity Theft - Obtain/Possess/Transfer ID w/ Intent	5 ATTEMPTS	3			2			1											1.8
500.45112	Insurance Fraud - Conspiracies	10 ATTEMPTS	1			1														1.5
750.110	Breaking & Entering - Bldg. w/ Intent	15 ATTEMPTS	342	12	48	66	112	24	31	8	16	2	9	13	1					2.1
			19	1	11	6		1												1.1
750.110A3	Home Invasion - 2nd Degree	15 ATTEMPTS	610	9	38	72	161	62	84	20	57	14	46	42	3		1		1	2.9
			18	1	7	4	6													1.3
750.110A4	Home Invasion - 3rd Degree	5 ATTEMPTS	75	1	9	27	25	6	5	1	1									1.7
			1		1															1.0
750.111	Breaking & Entering - Entry w/o Breaking, w/ Intent	5 ATTEMPTS	26	2	6	9	8			1										1.4
			1	1																.5
750.116	Burglar's Tools - Possess	10 ATTEMPTS	17		3	2	10	2												1.7
750.117	Public Officer - Bribery	4 ATTEMPTS	1			1														1.3
750.118	Public Officer - Accepting Bribe	10 ATTEMPTS	1			1														1.4
750.1227A	Witness - Bribe/Intimidate/Interfere	4 ATTEMPTS	2			1				1										2.2
750.1313B2	Check - Non-Sufficient Funds, \$100 - <\$500 - 3rd+ Offense	2 ATTEMPTS	1			1														1.3
750.1313C	Check - Non-Sufficient Funds, \$500 or more	2 ATTEMPTS	4	1		2	1													1.2
750.131A1	Check - No Account	2 ATTEMPTS	6		2	3		1												1.3
750.131A2	Check - Non-Sufficient Funds, Three w/in 10 days	2 ATTEMPTS	2			1	1													1.7
750.157A	Compounding Offenses	5 ATTEMPTS	3			2	1													1.6
750.157N1	Financial Transaction Device - Steal/Retain w/o Consent	4 ATTEMPTS	30	1	6	10	8	1	2		2									1.6

NOTE: Be sure to check for related offense codes when examining a particular type of crime. They may or may not be in sequential order or even on the same page.

B2a 2011 Commitments by Minimum Term Distribution – Non-Assaultive Offenses

Includes Additional Sentences Imposed

Page 3 of 8

B - 23

			TOTAL	.5	1	1.5	2	2.5	3	3.5	4	4.5	5	10	15	20	25	>25	LIFE	AVG
GRAND TOTALS			4,282	115	774	938	1,492	265	286	57	115	22	117	83	9		2		7	1.9
VIOLATIONS			4,157	91	727	901	1,479	261	286	57	115	22	117	83	9		2		7	2.0
ATTEMPTS			125	24	47	37	13	4												1.1
Compiled Laws	Offense	Max. Penalty																		
750.157N2	Financial Transaction Device - Possess Fraudulent One	4 ATTEMPTS	4	1	1	1	1													1.1
750.157P	Financial Transaction Device - Possess w/ Intent to Use/Sell	4 ATTEMPTS	3			2	1													1.4
750.157Q	Financial Transaction Device - Illegal Sale/Use	4 ATTEMPTS	11		7		4													1.3
750.157W1C1	Financial Trans. Device - Fraud Withdraw/ Transfer, \$1K - <\$20K	5 ATTEMPTS	2		2															.9
750.15911	Criminal Enterprise - Conduct	20 ATTEMPTS	1			1														1.1
750.15912	Criminal Enterprise - Acquire/Maintain	20 ATTEMPTS	48			1	4	2	9	4	1	5	8	11	2		1			5.0
750.15913	Criminal Enterprise - Racketeering Proceeds	20 ATTEMPTS	2			1		1												1.9
750.15914-A	Criminal Enterprise - Conspiracy	20 ATTEMPTS	1											1						6.0
750.161	Desertion/Abandon/Non-Support	3 ATTEMPTS	1			1														1.3
750.165	Child Support - Fail to Pay	4 ATTEMPTS	2			2														3.7
750.1744A	Embezzle - Agent or Trustee, \$1K - <\$20K	5 ATTEMPTS	2		1															1.2
750.1745A	Embezzle - Agent or Trustee, \$20K - <\$50K	10 ATTEMPTS	1		1															1.0
750.1746	Embezzle - \$50K - <\$100K	15 ATTEMPTS	49	1	12	17	7	7	2	2	1									1.6
750.1747	Embezzlement - \$100K or More	15 ATTEMPTS	2	1		1														.9
750.174A4A	Embezzlement - From Vulnerable Adult, \$1K - <\$20K	5 ATTEMPTS	10		4	1	3			2										1.7
750.174A5A	Embezzlement - From Vulnerable Adult, \$20K or More	10 ATTEMPTS	1	1																.3
750.1814A	Embezzle - Jointly Held Property, \$1K - <\$20K	5 ATTEMPTS	8		2	1	4		1											1.6
750.186A	Escape - Juvenile Facility	4 ATTEMPTS	1		1															.4
			4			2	1													1.7
			8		2	1		1	1				1	2						3.4
			2			1				1										2.5
			2				1				1									2.8
			1						1											3.0
			1			1														1.1

NOTE: Be sure to check for related offense codes when examining a particular type of crime. They may or may not be in sequential order or even on the same page.

B2a 2011 Commitments by Minimum Term Distribution — Non-Assaultive Offenses

Includes Additional Sentences Imposed

Page 4 of 8

B - 24

			TOTAL	.5	1	1.5	2	2.5	3	3.5	4	4.5	5	10	15	20	25	>25	LIFE	AVG
GRAND TOTALS			4,282	115	774	938	1,492	265	286	57	115	22	117	83	9		2		7	1.9
VIOLATIONS			4,157	91	727	901	1,479	261	286	57	115	22	117	83	9		2		7	2.0
ATTEMPTS			125	24	47	37	13	4												1.1
Compiled Laws	Offense	Max. Penalty																		
750.193	Escape - Prison	5	2				1				1									2.9
		ATTEMPTS																		
750.1952	Escape - From Felony Jail Sentence	4	4				3	1												2.0
		ATTEMPTS																		
750.199A	Bond - Abscond or Forfeit	4	19		1	9	6		3											1.7
		ATTEMPTS																		
750.2153	Impersonate Peace Officer to Commit Crime	4	1		1															1.0
		ATTEMPTS																		
750.2184A	False Pretenses - \$1K - <\$20K	5	21	1	4	7	5	2	1		1									1.6
		ATTEMPTS																		
750.2184B	False Pretenses - \$200 - <\$1K - 2nd+ Offense	5	1		1															1.0
		ATTEMPTS																		
750.2185A	False Pretenses - \$20K or More	10	5			1	2	1	1											2.1
		ATTEMPTS																		
750.224A	Weapons - Taser, Possession or Sale	4	1					1												2.5
		ATTEMPTS																		
750.224B	Weapons - Firearms, Short-Barrel Shotgun/Rifle	5	8	1	5		2													.9
		ATTEMPTS																		
750.224F	Weapons - Firearms, Possession by Felon	5	202	10	65	33	46	6	24	1	6		6	3	1				1	1.8
		ATTEMPTS	1			1														1.2
750.226	Weapons - Dangerous Weapon, Carry w/ Unlawful Intent	5	18	1	2	3	9	1	1				1							1.8
		ATTEMPTS																		
750.227	Weapons - Carry Concealed	5	79	2	27	17	25	3	3	1				1						1.5
		ATTEMPTS	6	1	3	2														1.0
750.227B	Weapons - Felony Firearm	10	1				1													2.0
		ATTEMPTS																		
750.227B-A	Weapons - Felony Firearm	2	507				507													2.0
		ATTEMPTS	2			2														2.0
750.227B-B	Weapons - Felony Firearm - 2nd Offense	5	35										35							5.0
		ATTEMPTS																		
750.227B-C	Weapons - Felony Firearm - 3rd Offense	10	1											1						10.0
		ATTEMPTS																		
750.227C	Weapons - Firearms, Possess Loaded in Vehicle	2	1			1														1.3
		ATTEMPTS																		
750.248	Forgery	14	20		6	4	9		1											1.5
		ATTEMPTS																		

NOTE: Be sure to check for related offense codes when examining a particular type of crime. They may or may not be in sequential order or even on the same page.

B2a 2011 Commitments by Minimum Term Distribution — Non-Assaultive Offenses

Includes Additional Sentences Imposed

Page 5 of 8

B - 25

			TOTAL	.5	1	1.5	2	2.5	3	3.5	4	4.5	5	10	15	20	25	>25	LIFE	AVG
GRAND TOTALS			4,282	115	774	938	1,492	265	286	57	115	22	117	83	9		2		7	1.9
VIOLATIONS			4,157	91	727	901	1,479	261	286	57	115	22	117	83	9		2		7	2.0
ATTEMPTS			125	24	47	37	13	4												1.1
Compiled Laws	Offense	Max. Penalty																		
750.249	Utter & Publish	14	163	9	32	58	41	10	8	1	3		1							1.6
		ATTEMPTS	8	3	1	3		1												1.0
750.253	Utter & Publish - Counterfeit Bills/Notes	5	4	1	1	1	1													1.1
		ATTEMPTS																		
750.254	Utter & Publish - Possess Counterfeit Bank/State/Bills	5	4		1	1	2													1.5
		ATTEMPTS																		
750.255	Counterfeiting - Possess Tools	10	1		1															1.0
		ATTEMPTS																		
750.261	Counterfeiting - Coins/Possess Less than 5	10	1				1													1.7
		ATTEMPTS																		
750.280	Fraud - Common Law	10	2				1	1												2.1
		ATTEMPTS																		
750.282B	Public Utility - Fraudulent Use, Over \$500	4	1		1															1.0
		ATTEMPTS																		
750.285	Obtain Personal Identity Info w/o Permission	5	1				1													2.0
		ATTEMPTS																		
750.3562A	Larceny - \$20K or More	10	6		2		1	1	1				1							2.3
		ATTEMPTS																		
750.3563A	Larceny - \$1K - <\$20K	5	51	1	13	19	8	4	4		2									1.6
		ATTEMPTS																		
750.3563B	Larceny - \$200 - <\$1K - 2nd+ Offense	5	4		1	1	1		1											1.7
		ATTEMPTS																		
750.356A	Larceny - From Motor Vehicle	10	1		1															1.0
		ATTEMPTS																		
750.356A1	Larceny - From Motor Vehicle	5	49		14	14	10	9	1		1									1.6
		ATTEMPTS	2		2															1.0
750.356A2C1	Breaking & Entering - Vehicle/Semi/ House Trailer, \$1K - <\$20K	5	4		1	2			1											1.6
		ATTEMPTS																		
750.356A2C2	Breaking & Entering - Vehicle/Semi/ House Trailer, \$200-<\$1K - 2nd+ Offns	5	1				1													1.9
		ATTEMPTS																		
750.356A2D1	Breaking & Entering - Vehicle/Semi/ House Trailer, \$20K or More	10	1				1													2.0
		ATTEMPTS																		
750.356A3	Breaking & Entering - Vehicle Semi/ House Trailer, w/ Damage	5	28		10	10	3	1	4											1.5
		ATTEMPTS																		
750.356C	Retail Fraud - 1st Degree	5	213	7	64	64	43	20	9	2	3		1							1.5
		ATTEMPTS	1	1																.3

NOTE: Be sure to check for related offense codes when examining a particular type of crime. They may or may not be in sequential order or even on the same page.

B2a 2011 Commitments by Minimum Term Distribution — Non-Assaultive Offenses

Includes Additional Sentences Imposed

Page 6 of 8

B - 26

			TOTAL	.5	1	1.5	2	2.5	3	3.5	4	4.5	5	10	15	20	25	>25	LIFE	AVG
GRAND TOTALS			4,282	115	774	938	1,492	265	286	57	115	22	117	83	9		2		7	1.9
VIOLATIONS			4,157	91	727	901	1,479	261	286	57	115	22	117	83	9		2		7	2.0
ATTEMPTS			125	24	47	37	13	4												1.1
Compiled Laws	Offense	Max. Penalty																		
750.357	Larceny from Person	10	75	3	8	13	27	5	14		1		1	3						2.1
		ATTEMPTS	8	1		4	3													1.4
750.357B	Weapons - Firearms - Larceny	5	5		1		2		2											2.0
		ATTEMPTS																		
750.360	Larceny in Building	4	135	7	27	44	43	8	5		1									1.5
		ATTEMPTS	1		1															1.0
750.3622A	Larceny by Conversion, \$20K or More	10	1							1										3.5
		ATTEMPTS																		
750.3623A	Larceny by Conversion, \$1K - <\$20K	5	11		5	3	1		1	1										1.5
		ATTEMPTS																		
750.3623B	Larceny by Conversion, \$200 - <\$1K - 2nd+ Offense	5	1			1														1.5
		ATTEMPTS																		
750.3633A	Larceny by False Personation, \$1K - <\$20K	5	1		1															1.0
		ATTEMPTS																		
750.377A1A1	Malicious Destruction Pers. Prop., \$20K Or More	10	2			1										1				6.7
		ATTEMPTS																		
750.377A1B1	Malicious Destruction Pers. Prop., \$1K - <\$20K	5	15		3	3	3	4					2							2.1
		ATTEMPTS	2	1		1														.9
750.3802A	Malicious Destruction of Bldg., \$20K or More	10	1						1											3.0
		ATTEMPTS																		
750.3803A	Malicious Destruction of Bldg., \$1K - <\$20K	5	6		2		3	1												1.7
		ATTEMPTS																		
750.3805	Malicious Destruction of Bldg., <\$200	MISD	1	1																.3
		ATTEMPTS																		
750.383A	Malicious Destruction of Prop., Utility Prop.	4	6		2		4													1.6
		ATTEMPTS																		
750.411A1B	False Report of Felony	4	12		2	5	4		1											1.5
		ATTEMPTS	3		1	2														1.1
750.411A3A	False Report/Threat of Bomb/ Harmful Device	4	1				1													1.9
		ATTEMPTS																		
750.411U	Gang Membership - Assoc/Member Commit/Attempt Felony	20	2								1			1						4.9
		ATTEMPTS	1		1															1.0
750.413	Motor Vehicle - Unlawful Drive Away	5	105		24	27	35	6	7	2	1		1	2						1.8
		ATTEMPTS	3		2		1													1.1
750.414	Motor Vehicle - Unlawful Use	2	12		6	6														1.1
		ATTEMPTS																		

NOTE: Be sure to check for related offense codes when examining a particular type of crime. They may or may not be in sequential order or even on the same page.

B2a 2011 Commitments by Minimum Term Distribution – Non-Assaultive Offenses

Includes Additional Sentences Imposed

Page 7 of 8

B - 27

			TOTAL	.5	1	1.5	2	2.5	3	3.5	4	4.5	5	10	15	20	25	>25	LIFE	AVG
GRAND TOTALS			4,282	115	774	938	1,492	265	286	57	115	22	117	83	9		2		7	1.9
VIOLATIONS			4,157	91	727	901	1,479	261	286	57	115	22	117	83	9		2		7	2.0
ATTEMPTS			125	24	47	37	13	4												1.1
Compiled Laws	Offense	Max. Penalty																		
750.422-B	Perjury - Court Proceeding	15 ATTEMPTS	1			1														1.3
750.424-B	Perjury - Subornation, Court Proceeding	15 ATTEMPTS	1				1													1.6
750.451-D	Prostitution - 3rd+ Offense	2 ATTEMPTS	3		2	1														.9
750.483A6A	Tamper w/ Evidence	4 ATTEMPTS	1		1															1.0
750.49-A	Animals - Fighting	4 ATTEMPTS	3			3														1.5
750.505	Common Law Offenses	5 ATTEMPTS	1			1														1.3
750.505-A	Obstruction of Justice	5 ATTEMPTS	7	1	1	2	1	1		1										1.6
750.505-B	Accessory After the Fact to Felony	5 ATTEMPTS	6		1	1	3				1									1.9
750.50B	Animals - Kill/Torture	4 ATTEMPTS	1		1															1.0
750.5352A	Stolen Prop. - Receive & Conceal, \$20K or More	10 ATTEMPTS	4		1	1	2													1.4
750.5352B	Stolen Prop. - Receive & Conceal, \$1K - <\$20K - 3rd+ Offense	10 ATTEMPTS	3		2		1													1.2
750.5353A	Stolen Prop. - Receive & Conceal, \$1K - <\$20K	5 ATTEMPTS	54	1	9	18	16	4	5		1									1.7
750.5353B	Stolen Prop. - Receive & Conceal, \$200 - <\$1K - 2nd+ Offense	5 ATTEMPTS	2		1		1													1.1
750.5357	Stolen Prop. - Receive & Conceal, Motor Vehicle	5 ATTEMPTS	2				1													1.4
750.535A2	Motor Vehicles - Operate Chop Shop	10 ATTEMPTS	93	2	43	19	25	1	2		1									1.3
750.535B	Weapons - Firearms, Receive & Conceal	10 ATTEMPTS	2		1	1														1.2
750.535B	Weapons - Firearms, Receive & Conceal	10 ATTEMPTS	9		5		1		2					1						2.1
750.540	Telephone - Tap/Cut Lines	2 ATTEMPTS	19	1	8	4	4	1	1											1.3
750.5405A	Interfere w/ Electronic Communications	2 ATTEMPTS	1		1															2.0
750.540	Telephone - Tap/Cut Lines	2 ATTEMPTS	1		1															1.0
750.5405A	Interfere w/ Electronic Communications	2 ATTEMPTS	4		2	1	1													1.2

NOTE: Be sure to check for related offense codes when examining a particular type of crime. They may or may not be in sequential order or even on the same page.

B2a 2011 Commitments by Minimum Term Distribution – Non-Assaultive Offenses

Includes Additional Sentences Imposed

Page 8 of 8

B - 28

			TOTAL	.5	1	1.5	2	2.5	3	3.5	4	4.5	5	10	15	20	25	>25	LIFE	AVG
GRAND TOTALS			4,282	115	774	938	1,492	265	286	57	115	22	117	83	9		2		7	1.9
VIOLATIONS			4,157	91	727	901	1,479	261	286	57	115	22	117	83	9		2		7	2.0
ATTEMPTS			125	24	47	37	13	4												1.1
Compiled Laws	Offense	Max. Penalty																		
750.543M	Terrorism - False Report or Threat	20 ATTEMPTS	4						1				1	1	1					7.2
750.552B	Trespass - State Correctional Facility	4 ATTEMPTS	1		1															1.0
750.552c	Trespass Upon Key Facility	4 ATTEMPTS	1				1													2.0
752.10542	Copy Audio/Video for Gain - Felony	5 ATTEMPTS	1		1															.6
752.7973C	Computers - Use to Commit Crime Max 2 yrs - <4 yrs	4 ATTEMPTS	2				1		1											2.3
752.7973D	Computers - Use to Commit Crime Max 4 yrs - <10 yrs	7 ATTEMPTS	20		1	3	10	2	2				2							2.2
752.811A	Breaking & Entering - Coin Operated Device	3 ATTEMPTS	1					1												2.5
769.12	Habitual Offender - 4th Offense	LIFE ATTEMPTS	3		1	2														1.3
769.12	Habitual Offender - 4th Offense	LIFE ATTEMPTS	5																5	
800.2811	Prisons - Furnish Contraband to Prisoner in Prison	5 ATTEMPTS	4		1	1	1	1												1.7
800.2813	Prisons - Bring Contraband Into Prison	5 ATTEMPTS	1			1														1.3
800.2814	Prisons - Prisoner Possessing Contraband	5 ATTEMPTS	3			2			1											1.7
800.2814	Prisons - Prisoner Possessing Contraband	5 ATTEMPTS	17		8	4	5													1.3
800.2834	Prisons - Prisoner Possessing Weapon	5 ATTEMPTS	5	1	3	1														.9
800.2834	Prisons - Prisoner Possessing Weapon	5 ATTEMPTS	58	3	13	17	16	3	3		2			1						1.6
801.2621A	Jails - Bring Weapon Into	5 ATTEMPTS	18	8	6	4														.8
801.2621A	Jails - Bring Weapon Into	5 ATTEMPTS	1			1														1.2
801.2622	Jails - Prisoner Possess Weapon	5 ATTEMPTS	6		1	1	1	1	2											2.1
801.2631	Jails - Furnish Contraband to Prisoner	5 ATTEMPTS	3			3														1.3
801.2632	Jails - Prisoner Possessing Contraband	5 ATTEMPTS	8		1	6		1												1.5
801.2632	Jails - Prisoner Possessing Contraband	5 ATTEMPTS	2		1	1														1.2

NOTES: Be sure to check for related offense codes when examining a particular type of crime. They may or may not be in sequential order or even on the same page.

Largest minimum term is reported.

When minimum terms exceed maximum penalties, that may be due to anomalies in criminal justice practices, habitualized offenses, database errors, etc.

Each minimum term category is rounded up from the preceding category (for example, the ten-year category includes all minimums longer than five years up to exactly ten years).

Minimum term averages are based on raw data (with life sentences excluded from the calculations).

Source: Corrections Management Information System (CMIS).

B2b 2011 Commitments by Minimum Term Distribution — Drug Offenses

Includes Additional Sentences Imposed

Page 1 of 3

B - 29

GRAND TOTALS			TOTAL	.5	1	1.5	2	2.5	3	3.5	4	4.5	5	10	15	20	25	>25	LIFE	AVG
VIOLATIONS			1,281	43	218	298	303	66	147	25	26	43	28	73	9		1		1	2.3
ATTEMPTS			1,242	38	202	293	293	65	145	25	26	43	28	73	9		1		1	2.3
Compiled Laws	Offense	Max. Penalty	39	5	16	5	10	1	2											1.3
333.73413	Contr. Sub. - Imitation Mfg/ Distribution	2 ATTEMPTS	1		1															1.0
333.74012A1	Contr. Sub. - Del/Mfg 1,000+ Grams (Narc. or Cocaine)	LIFE ATTEMPTS	3										1	1	1					9.6
333.74012A2	Contr. Sub. - Del/Mfg 450 - 999 Grams (Narc. or Cocaine)	30 ATTEMPTS	3								1			1	1					8.1
333.74012A3	Contr. Sub. - Del/Mfg 50 - 449 Grams (Narc. or Cocaine)	20 ATTEMPTS	59 6		3 2	3 3	8 4	1 1	5 5	2 2	4 4	4 4	7 7	18 18	3 3				1	5.1 1.6
333.74012A4	Contr. Sub. - Del/Mfg Under 50 Grams (Narc. or Cocaine)	20 ATTEMPTS	371 21	10 5	62 10	91 1	113 2	26 1	40 2	8 8	6 6	3 3	1 1	9 9	2 2					1.9 1.2
333.74012B-A	Contr. Sub. - Del/Mfg (Sched. 1-3), Except Marijuana	7 ATTEMPTS	26	2	6	10	5	2	1											1.4
333.74012B1	Contr. Sub. - Del/Mfg Meth/Ecstasy	20 ATTEMPTS	71 4		4 3	1 1	13 1	5 5	11 11	3 3	3 3	12 12	5 5	12 12	1 1			1		4.0 1.2
333.74012C-A	Contr. Sub. - Del/Mfg (Sched. 4)	4 ATTEMPTS	4			1	1	1	1											2.1
333.74012D1	Contr. Sub. - Del/Mfg 45 or More Kilograms Marijuana	15 ATTEMPTS	4 1	1 1	1 1	1 1	1 1													1.2 1.0
333.74012D2	Contr. Sub. - Del/Mfg 5 to <45 Kilograms Marijuana	7 ATTEMPTS	15		5	3	3	1	2					1						1.9
333.74012D3	Contr. Sub. - Del/Mfg Marijuana	4 ATTEMPTS	133	3	44	41	33	8	2	1	1									1.4
333.74012F	Prescription Forms - Del/Mfg/ Intent	7 ATTEMPTS	1				1													2.0
333.7401C2A	Contr. Sub. - Operate/Maintain Lab	10 ATTEMPTS	15		1	6	3	1	1				2	1						2.4
333.7401C2B	Contr. Sub. - Operate/Maintain Lab Near Minor	20 ATTEMPTS	5				1	2						1	1					5.5
333.7401C2C	Contr. Sub. - Operate/Maintain Lab Involving Hazardous Waste	20 ATTEMPTS	11				2		3		1	2	1	2						4.0
333.7401C2D	Contr. Sub. - Operate/Maintain Lab Near Specified Places	20 ATTEMPTS	6		1			1	3					1						3.5
333.7401C2E	Contr. Sub. - Operate/Maintain Lab Involving Firearm	25 ATTEMPTS	2							1	1									3.6
333.7401C2F	Contr. Sub. - Operate/Maintain Lab Involving Meth	20 ATTEMPTS	157 3		1	9 2	31 1	2	53	4	7	21	9	20						3.4 1.6

NOTE: Be sure to check for related offense codes when examining a particular type of crime. They may or may not be in sequential order or even on the same page.

B2b 2011 Commitments by Minimum Term Distribution — Drug Offenses

Includes Additional Sentences Imposed

Page 2 of 3

B - 30

GRAND TOTALS			TOTAL	.5	1	1.5	2	2.5	3	3.5	4	4.5	5	10	15	20	25	>25	LIFE	AVG
VIOLATIONS			1,281	43	218	298	303	66	147	25	26	43	28	73	9		1		1	2.3
ATTEMPTS			1,242	38	202	293	293	65	145	25	26	43	28	73	9		1		1	2.3
Compiled Laws	Offense	Max. Penalty	39	5	16	5	10	1	2											1.3
333.74022A	Contr. Sub. - Create/Del./Intent Counterfeit (Narcotic)	10 ATTEMPTS	3			2	1													1.6
333.74022B	Contr. Sub. - Create/Del./Intent Counterfeit (Sched. 1-3)	5 ATTEMPTS	1				1													1.9
333.74022E	Contr. Sub. - Create/Deliver Analogue	15 ATTEMPTS	7		2		2		1	1				1						2.6
333.74032A1	Contr. Sub. - Possess 1,000+ Grams (Narcotic)	LIFE ATTEMPTS	1											1						9.0
333.74032A3	Contr. Sub. - Possess 50 - 449 Grams (Narcotic)	20 ATTEMPTS	7				1		2			1	1	2						4.3
333.74032A4	Contr. Sub. - Possess 25 - 49 Grams (Narcotic)	4 ATTEMPTS	4		1	3														1.2
333.74032A5	Contr. Sub. - Possess <25 Grams (Narcotic)	4 ATTEMPTS	178 1	16	44	70 1	28	10	9		1									1.4 1.5
333.74032B-A	Contr. Sub. - Possess Analogues/Sched. 1-4	2 ATTEMPTS	28	4	7	11	6													1.2
333.74032B-B	Contr. Sub. - Possess Analogues/Sched. 1-4	2 ATTEMPTS	1			1														1.5
333.74032B1	Contr. Sub. - Possess Methamphetamine	10 ATTEMPTS	84 3		7	27 1	28 2	5	8	5	1		1	2						2.0 1.7
333.74032D	Contr. Sub. - Possess Marijuana	1 ATTEMPTS	9	1	4	4														1.0
333.74042B	Contr. Sub. - Use	1 ATTEMPTS	1			1														1.1
333.7405D	Contr. Sub. - Maintain Drug House	2 ATTEMPTS	10	1	5	3			1											1.2
333.7405E	Contr. Sub. - Maintain Drug House	2 ATTEMPTS	1			1														1.5
333.74071C	Contr. Sub. - Obtain by Fraud	4 ATTEMPTS	10		3	2	5													1.5
333.74071G	Contr. Sub. - Counterfeit Prescription Form	4 ATTEMPTS	1				1													2.0
333.74101-B	Contr. Sub. - Deliver to Minor (Sched. 1-3, Except Marij./Coc.)	14 ATTEMPTS	1				1													1.9
333.74101-D	Contr. Sub. - Delivery to Minor, Sched. 4 and Marijuana	8 ATTEMPTS	1				1													1.9

NOTE: Be sure to check for related offense codes when examining a particular type of crime. They may or may not be in sequential order or even on the same page.

B2b 2011 Commitments by Minimum Term Distribution—Drug Offenses

Includes Additional Sentences Imposed

Page 3 of 3

			TOTAL	.5	1	1.5	2	2.5	3	3.5	4	4.5	5	10	15	20	25	>25	LIFE	AVG
GRAND TOTALS			1,281	43	218	298	303	66	147	25	26	43	28	73	9		1		1	2.3
VIOLATIONS			1,242	38	202	293	293	65	145	25	26	43	28	73	9		1		1	2.3
ATTEMPTS			39	5	16	5	10	1	2											1.3
Compiled Laws	Offense	Max. Penalty																		
333.74102-A	Contr. Sub. - Deliver <50 Grams, School Prop. (Narc/Cocaine)	60 ATTEMPTS	5				3		2											2.4
333.74104-A	Contr. Sub. - Possess on School/ Library Prop. (Narc./Coc.) <25 gr	8 ATTEMPTS	1			1														1.5
333.74104-B	Contr. Sub. - Possess on School/ Library Property (Sched.1-4)	4 ATTEMPTS	1			1														1.5

NOTES: Be sure to check for related offense codes when examining a particular type of crime. They may or may not be in sequential order or even on the same page.

Largest minimum term is reported.

When minimum terms exceed maximum penalties, that may be due to anomalies in criminal justice practices, habitualized offenses, database errors, etc.

Each minimum term category is rounded up from the preceding category (for example, the ten-year category includes all minimums longer than five years up to exactly ten years).

Minimum term averages are based on raw data (with life sentences excluded from the calculations).

B - 31 Source: Corrections Management Information System (CMIS).

B2c 2011 Commitments by Minimum Term Distribution — Assaultive Offenses

Includes Additional Sentences Imposed

Page 1 of 7

B - 32

GRAND TOTALS			TOTAL	.5	1	1.5	2	2.5	3	3.5	4	4.5	5	10	15	20	25	>25	LIFE	AVG
VIOLATIONS			4,080	40	277	454	606	266	336	114	180	107	245	736	266	47	194	97	115	6.0
ATTEMPTS			3,981	37	263	426	574	259	326	109	180	107	245	736	266	47	194	97	115	6.2
Compiled Laws	Offense	Max. Penalty	99	3	14	28	32	7	10	5										1.7
257.602A2	Police Officer - Flee - 4th Degree (Vehicle Code)	2 ATTEMPTS	6		3	3														1.1
257.602A3-A	Police Officer - Flee - 3rd Degree (Vehicle Code)	5 ATTEMPTS	136	3	35	32	46	5	9	2	1		1	2						1.7
257.602A4-A	Police Officer - Flee - 2nd Degree (Vehicle Code)	10 ATTEMPTS	40	3	8	3	5	6	5		4	1	1	3					1	2.5
257.602A5	Police Officer - Flee - 1st Degree (Vehicle Code)	15 ATTEMPTS	1									1								4.2
257.617	Fail to Stop at Accident - Serious Impairment/Death	5 ATTEMPTS	6			3	1		1				1							2.3
			1			1														1.2
257.6173	Fail to Stop at Accident - At Fault Death Result	15 ATTEMPTS	4				1			1		1		1						4.2
257.6254	Operating Vehicle Intoxicated, Causing Death	15 ATTEMPTS	37				2	4	5		7		8	7	3	1				5.4
			1				1													2.0
257.6254A	Operating Vehicle Intoxicated, Causing Death	15 ATTEMPTS	3					1	1					1						3.9
257.6255-A	Operating Vehicle Intoxicated, Causing Serious Injury	5 ATTEMPTS	34		2	8	13	5	3	2	1									2.0
			1				1													1.7
257.6263	Driving - Reckless - Causing Serious Impairment of Body Function	5 ATTEMPTS	1				1													1.9
257.6264	Driving - Reckless - Causing Death	15 ATTEMPTS	2					1						1						4.2
257.9044	Operate - License Susp./Rev./Denied, Causing Death	15 ATTEMPTS	3										1	2						7.0
257.9045	Operate - License Susp./Rev./Denied, Causing Serious Injury	5 ATTEMPTS	3				2		1											2.0
722.675	Distribute Obscene Matter to Children	2 ATTEMPTS	4			1		2			1									2.4
750.110A2	Home Invasion - 1st Degree	20 ATTEMPTS	323		10	19	37	19	43	6	13	22	21	111	15	2	4	1		5.3
			9		2	4	2	1												1.4
750.1227B	Witness - Bribe/Intimidate/ Interfere	10 ATTEMPTS	3		1	1					1									2.0
750.1227C	Witness - Intimidate/Threaten to Kill or Injure	15 ATTEMPTS	3			1	1							1						3.4
			2						1	1										3.0
750.136B2	Child Abuse - 1st Degree	15 ATTEMPTS	9				1		2		2		1	2	1					5.3

NOTE: Be sure to check for related offense codes when examining a particular type of crime. They may or may not be in sequential order or even on the same page.

B2c 2011 Commitments by Minimum Term Distribution — Assaultive Offenses

Includes Additional Sentences Imposed

Page 2 of 7

B - 33

			TOTAL	.5	1	1.5	2	2.5	3	3.5	4	4.5	5	10	15	20	25	>25	LIFE	AVG
GRAND TOTALS			4,080	40	277	454	606	266	336	114	180	107	245	736	266	47	194	97	115	6.0
VIOLATIONS			3,981	37	263	426	574	259	326	109	180	107	245	736	266	47	194	97	115	6.2
ATTEMPTS			99	3	14	28	32	7	10	5										1.7
Compiled Laws	Offense	Max. Penalty																		
750.136B3	Child Abuse - 2nd Degree	4	8			3	3	1		1										1.8
	ATTEMPTS																			
750.136B4	Child Abuse - 3rd Degree	2	5		3	1			1											1.4
	ATTEMPTS																			
750.145A-A	Children - Accost for Immoral Purposes	4	12	1	1	2	5	2	1											1.8
	ATTEMPTS																			
750.145C	Child Sexually Abusive Activity	20	1								1									4.0
	ATTEMPTS																			
750.145C2	Child Sexually Abusive Activity	20	26			1		1	2		2	2	4	9	2		3			8.1
	ATTEMPTS																			
750.145C3	Child Sexually Abusive Activity, Promote or Distribute	7	2		1		1													1.4
	ATTEMPTS																			
750.145C4-A	Child Sexually Abusive Material, Possess	4	12		2	2	6	2												1.7
	ATTEMPTS																			
750.145D2D	Computer/Internet - Plan Crime w/ Other, Max 4 - <10 yrs	10	1										1							5.0
	ATTEMPTS																			
750.157B2	Homicide - Solicitation of Murder	LIFE	2											1			1			14.5
	ATTEMPTS		1		1															1.0
750.158	Sodomy	15	2			1		1												1.9
	ATTEMPTS																			
750.197C-A	Assault of Prison Employee	4	65	1	8	16	26	8	2	1	1	1		1						1.8
	ATTEMPTS		6	2	3	1														.8
750.211A2A	Explosives - Mfg/Possess Explosive/ Other w/ Malicious Intent	15	1											1						6.0
	ATTEMPTS																			
750.211A2B	Explosives - Mfg/Possess Molotov Cocktail/Other w/ Prop. Damage	20	2											2						6.7
	ATTEMPTS																			
750.213	Extortion	20	11			1	2			1			1	4	1	1				6.4
	ATTEMPTS																			
750.234B	Weapons - Firearms, Discharge in/at Bldg.	4	3		1		1		1											1.9
	ATTEMPTS																			
750.316	Homicide	LIFE	9																	9
	ATTEMPTS																			
750.316-A	Homicide - Murder 1st Degree, Premeditated	LIFE	54																	54
	ATTEMPTS																			
750.316-B	Homicide - Felony Murder	LIFE	28																	28
	ATTEMPTS																			

NOTE: Be sure to check for related offense codes when examining a particular type of crime. They may or may not be in sequential order or even on the same page.

B2c 2011 Commitments by Minimum Term Distribution — Assaultive Offenses

Includes Additional Sentences Imposed

Page 3 of 7

B - 34

			TOTAL	.5	1	1.5	2	2.5	3	3.5	4	4.5	5	10	15	20	25	>25	LIFE	AVG
GRAND TOTALS			4,080	40	277	454	606	266	336	114	180	107	245	736	266	47	194	97	115	6.0
VIOLATIONS			3,981	37	263	426	574	259	326	109	180	107	245	736	266	47	194	97	115	6.2
ATTEMPTS			99	3	14	28	32	7	10	5										1.7
Compiled Laws	Offense	Max. Penalty																		
750.316-C	Homicide - Open Murder, Statutory Short Form	LIFE ATTEMPTS	10																10	
750.317	Homicide - Murder 2nd Degree	LIFE ATTEMPTS	140											17	22	8	46	44	3	24.1
750.317A	Deliver Controlled Substance Cause Death	LIFE ATTEMPTS	9 1					1		1			2	2	2		1			8.8 2.5
750.321	Homicide - Manslaughter	15 ATTEMPTS	7							1	1	1	2	2						5.5
750.321-A	Homicide - Manslaughter, Statutory Short Form	15 ATTEMPTS	18 1					1	3			1	5	6	2					6.2 3.0
750.321-C	Homicide - Manslaughter, Involuntary	15 ATTEMPTS	16			1	2		1	1		1	2	7			1			6.0
750.321-E	Homicide - Manslaughter w/ Motor Vehicle	15 ATTEMPTS	9				1	2	1		1			3		1				6.4
750.324	Homicide - Negligent Homicide	2 ATTEMPTS	1				1													1.8
750.329	Homicide - Manslaughter, Death w/ Weapon, Aim w/o Malice	15 ATTEMPTS	2								1		1							4.5
750.335A2B	Aggravated Indecent Exposure	2 ATTEMPTS	7	1		3	2					1								1.7
750.335A2C	Indecent Exposure by Sexually Delinquent Person	LIFE ATTEMPTS	10			1		1		2			1	3	2					6.7
750.338	Gross Indecency Between Males, Commit/Procure	5 ATTEMPTS	2				2													1.8
750.338B	Gross Indecency Between Male & Female, Commit/Procure	5 ATTEMPTS	3				2	1												2.1
750.349	Kidnapping	LIFE ATTEMPTS	13											2	1	1	5	3	1	22.1
750.349B	Unlawful Imprisonment	15 ATTEMPTS	25 3		1		2	1	2	2	2	1	4	8	2					5.6 2.3
750.350	Kidnapping - Child Enticement	LIFE ATTEMPTS	2				1		1											2.4
750.377B	Malicious Destruction Fire/ Police Property	4 ATTEMPTS	12	2	3	4	3													1.2
750.4111	Stalking - Aggravated	5 ATTEMPTS	32 1	1	3	8	11 1	4	3	1				1						2.0 1.7

NOTE: Be sure to check for related offense codes when examining a particular type of crime. They may or may not be in sequential order or even on the same page.

B2c 2011 Commitments by Minimum Term Distribution — Assaultive Offenses

Includes Additional Sentences Imposed

Page 4 of 7

B - 35

			TOTAL	.5	1	1.5	2	2.5	3	3.5	4	4.5	5	10	15	20	25	>25	LIFE	AVG
GRAND TOTALS			4,080	40	277	454	606	266	336	114	180	107	245	736	266	47	194	97	115	6.0
VIOLATIONS			3,981	37	263	426	574	259	326	109	180	107	245	736	266	47	194	97	115	6.2
ATTEMPTS			99	3	14	28	32	7	10	5										1.7
Compiled Laws	Offense	Max. Penalty																		
750.455	Prostitution - Pandering	20 ATTEMPTS	1										1							4.8
750.4792	Public Officer - Assault/Obstruct	2 ATTEMPTS	4			3				1										1.8
750.4793	Public Officer - Assault/Obstruct Cause Injury	4 ATTEMPTS	1			1														1.3
750.479A2	Police Officer - Flee (Penal Code) 4th Degree	2 ATTEMPTS	3			1	2													1.7
750.479A3	Police Officer - Flee (Penal Code) 3rd Degree	5 ATTEMPTS	37		2	11	13	5	3		2		1							2.0
750.479A4-A	Police Officer - Flee (Penal Code) 2nd Degree	10 ATTEMPTS	5		1		3			1										1.9
750.479B2	Peace Officer - Disarm Firearm	10 ATTEMPTS	3						2				1							3.6
750.483A2B	Interfere w/ Crime Report Threat to Kill/Injure	10 ATTEMPTS	1				1													2.0
750.483A4B	Interfere w/ Police Investigation Threat to Kill/Injure	10 ATTEMPTS	2							2										3.3
750.520B	CSC - 1st Degree - Multiple Variables	LIFE ATTEMPTS	46		1								2	4	16	2	15	6		17.7
750.520B1A	CSC - 1st Degree - Person Under 13	LIFE ATTEMPTS	66		1							1	6	20	14	3	17	2	2	14.3
750.520B1B	CSC - 1st Degree - Relationship	LIFE ATTEMPTS	39				1		1		1		5	8	14	2	3	5		13.5
750.520B1C	CSC - 1st Degree - During Felony	LIFE ATTEMPTS	4						1			1					1	1		19.5
750.520B1D	CSC - 1st Degree - Accomplices	LIFE ATTEMPTS	3											1			2			16.6
750.520B1F	CSC - 1st Degree - Personal Injury	LIFE ATTEMPTS	15											3	6	2	2	1	1	15.8
750.520B1H	CSC - 1st Degree - Mentally Disabled Relationship	LIFE ATTEMPTS	1											1						6.8
750.520B2B	CSC - 1st Degree - Person <13, Defendant 17+ yrs.	LIFE ATTEMPTS	30				1							3			21	3	2	23.4
750.520B2C	CSC - 1st Degree - Person <13, Defendant 17+ yrs - 2nd Offense	LIFE ATTEMPTS	3					1											2	2.5

NOTE: Be sure to check for related offense codes when examining a particular type of crime. They may or may not be in sequential order or even on the same page.

B2c 2011 Commitments by Minimum Term Distribution — Assaultive Offenses

Includes Additional Sentences Imposed

Page 5 of 7

B - 36

GRAND TOTALS			TOTAL	.5	1	1.5	2	2.5	3	3.5	4	4.5	5	10	15	20	25	>25	LIFE	AVG
VIOLATIONS			4,080	40	277	454	606	266	336	114	180	107	245	736	266	47	194	97	115	6.0
ATTEMPTS			3,981	37	263	426	574	259	326	109	180	107	245	736	266	47	194	97	115	6.2
Compiled Laws	Offense	Max. Penalty	99	3	14	28	32	7	10	5										1.7
750.520C	CSC - 2nd Degree - Multiple Variables	15 ATTEMPTS	23			1	5	3	2		1	1	5	5						4.1
750.520C1A	CSC - 2nd Degree - Person Under 13	15 ATTEMPTS	92		2	6	15	7	19	4	5	1	10	21	1		1			4.1
750.520C1B	CSC - 2nd Degree - Relationship	15 ATTEMPTS	9			1	6	1		1										2.0
750.520C1C	CSC - 2nd Degree - During Felony	15 ATTEMPTS	18			3	3		1		1		2	7	1					5.0
750.520C1D	CSC - 2nd Degree - Accomplices	15 ATTEMPTS	4					1	1		1		1							3.6
750.520C1E	CSC - 2nd Degree - Personal Injury	15 ATTEMPTS	3			1					1			1						4.0
750.520C1F	CSC - 2nd Degree - Personal Injury	15 ATTEMPTS	9		1				1		1	1	1	4						4.7
750.520C1G	CSC - 2nd Degree - Injury to Incapacitated Victim	15 ATTEMPTS	4				2		1					1						3.0
750.520C1H	CSC - 2nd Degree - Mentally Disabled Relationship	15 ATTEMPTS	2										2							4.8
750.520C1I	CSC - 2nd Degree - State Prisoner	15 ATTEMPTS	1						1											3.0
750.520C2B	CSC - 2nd Degree - Person < 13, Defendant 17+ yrs.	15 ATTEMPTS	34		3		3	1	4	1	3		3	11	5					6.1
750.520D	CSC - 3rd Degree - Multiple Variables	15 ATTEMPTS	2			1	1													1.7
750.520D1A	CSC - 3rd Degree - Person 13-15	15 ATTEMPTS	37		2	2	4	3	4		3	1		13	3	1		1		6.3
750.520D1B	CSC - 3rd Degree - Force/Coercion	15 ATTEMPTS	2				2													2.0
750.520D1C	CSC - 3rd Degree - Force/Coercion	15 ATTEMPTS	133		4	7	22	10	15	4	10	6	13	35	3		3	1		4.9
750.520D1D	CSC - 3rd Degree - Force/Coercion	15 ATTEMPTS	22		3	7	5	3	2	2										1.9
750.520D1E	CSC - 3rd Degree - Force/Coercion	15 ATTEMPTS	39			3	3	2	2	2		3	2	15	2	1	3	1		8.0
750.520D1F	CSC - 3rd Degree - Force/Coercion	15 ATTEMPTS	1				1													1.9
750.520D1G	CSC - 3rd Degree - Force/Coercion	15 ATTEMPTS	8		1		2	1				1	1		1		1			6.6
750.520D1H	CSC - 3rd Degree - Force/Coercion	15 ATTEMPTS	17						2	1	1		2	10	1					6.8
750.520D1I	CSC - 3rd Degree - Force/Coercion	15 ATTEMPTS	1				1													2.0
750.520D1J	CSC - 3rd Degree - Force/Coercion	15 ATTEMPTS	3						2	1										3.1
750.520E	CSC - 4th Degree - Multiple Variables	2 ATTEMPTS	10		1	8	1													1.3
750.520E1A	CSC - 4th Degree - Force/Coercion	2 ATTEMPTS	17		4	10	2		1											1.3

NOTE: Be sure to check for related offense codes when examining a particular type of crime. They may or may not be in sequential order or even on the same page.

B2c 2011 Commitments by Minimum Term Distribution — Assaultive Offenses

Includes Additional Sentences Imposed

Page 6 of 7

B - 37

GRAND TOTALS			TOTAL	.5	1	1.5	2	2.5	3	3.5	4	4.5	5	10	15	20	25	>25	LIFE	AVG
VIOLATIONS			4,080	40	277	454	606	266	336	114	180	107	245	736	266	47	194	97	115	6.0
ATTEMPTS			3,981	37	263	426	574	259	326	109	180	107	245	736	266	47	194	97	115	6.2
Compiled Laws	Offense	Max. Penalty	99	3	14	28	32	7	10	5										1.7
750.520E1A-A	CSC - 4th Degree - Victim 13-16	2 ATTEMPTS	11	1	1	6	2				1									1.5
750.520E1B	CSC - 4th Degree - Incapacitated Victim	2 ATTEMPTS	2			1					1									2.5
750.520E1G	CSC - 4th Degree - Incest	2 ATTEMPTS	1						1											2.7
750.520G1	CSC - Assault w/ Intent to Commit Sexual Penetration	10 ATTEMPTS	57		5	8	15	3	5	5	1	2	5	8						3.1
750.520G2	CSC - 2nd Degree Assault	5 ATTEMPTS	2			1	1													1.7
750.529	Robbery - Armed	LIFE ATTEMPTS	14			3	3	3	2	1			1	1						2.6
750.529A	Carjacking	LIFE ATTEMPTS	524	1	3	4	30	37	27	26	27	25	36	183	79	13	24	8	1	7.9
750.530	Robbery - Unarmed	15 ATTEMPTS	1						1											3.0
750.531	Bank Robbery/Safe Breaking	LIFE ATTEMPTS	103			1		3	8	1	6	10	12	40	18		1	3		7.7
750.531-A	Bank Robbery	LIFE ATTEMPTS	1				1													2.0
750.531-B	Safe Breaking	LIFE ATTEMPTS	268	1	22	21	53	27	48	10	27	7	27	21	4		1			3.2
750.539J2A1	Surveil Unclothed Person	2 ATTEMPTS	7	1	1		4			1										1.7
750.539J2B	Capture/Distribute Image of Unclothed Person	5 ATTEMPTS	2					1	1											2.7
750.5405B	Interfere w/ Electronic Communications, Injury/Death	4 ATTEMPTS	32	1	2	2	5		5	2	1	1	2	10	1					4.4
750.72	Arson - Dwelling House/ Curtilage	20 ATTEMPTS	17			1	2	3	4		2		2	3						3.6
750.72-A	Arson - Dwelling House	20 ATTEMPTS	1			1														1.3
750.73	Arson - Real Property	10 ATTEMPTS	2			1	1													1.6
750.741C1	Arson - Personal Property, \$1K - <\$20K	5 ATTEMPTS	1								1									3.8
			1			1														1.5
			39		2	3	4	2	1	1	4	1	6	14	1					4.9
			17		1	4	6	1		3				2						2.5
			2		1	1														1.2

NOTE: Be sure to check for related offense codes when examining a particular type of crime. They may or may not be in sequential order or even on the same page.

B2c 2011 Commitments by Minimum Term Distribution—Assaultive Offenses

Includes Additional Sentences Imposed

Page 7 of 7

B - 38

GRAND TOTALS			TOTAL	.5	1	1.5	2	2.5	3	3.5	4	4.5	5	10	15	20	25	>25	LIFE	AVG
VIOLATIONS			4,080	40	277	454	606	266	336	114	180	107	245	736	266	47	194	97	115	6.0
ATTEMPTS			3,981	37	263	426	574	259	326	109	180	107	245	736	266	47	194	97	115	6.2
Compiled Laws	Offense	Max. Penalty	99	3	14	28	32	7	10	5										1.7
750.75	Arson - Insured Property	10 ATTEMPTS	3		2						1									2.0
750.771C1	Arson - Preparation to Burn Property, \$1K - <\$20K	5 ATTEMPTS	2				2													2.0
750.771D1	Arson - Preparation to Burn Property, \$20K or More	10 ATTEMPTS	3			1	1				1									2.4
750.814	Domestic Violence - 3rd Offense	2 ATTEMPTS	98	2	14	40	23	8	8		2		1							1.6
750.81A3	Domestic Violence, Aggravated - 2nd Offense	2 ATTEMPTS	7			2	3	1	1											2.0
750.81D1	Police Officer - Assault/Resist/Obstruct	2 ATTEMPTS	166	7	40	72	33	8	3		3									1.4
750.81D2	Police Officer - Assault/Resist/Obstruct, Causing Injury	4 ATTEMPTS	22		5	6	6	1	2	1			1							1.8
750.82	Felonious Assault	4 ATTEMPTS	198	11	38	47	66	20	8	2	5		1							1.6
			11		3	8														1.1
750.83	Assault w/ Intent to Murder	LIFE ATTEMPTS	124		1		1	2		1	2	2	2	36	26	8	28	14	1	15.6
			1					1												2.5
750.84	Assault w/ Intent to do Great Bodily Harm Less Than Murder	10 ATTEMPTS	266	1	16	25	46	30	40	15	21	4	26	38	2		1	1		3.5
			9		1	2	3		3											2.0
750.85	Torture	LIFE ATTEMPTS	9						1		1				2		3	2		17.2
750.87	Assault w/ Intent to Commit Felony	10 ATTEMPTS	1						1											2.8
750.88	Assault w/ Intent to Rob While Unarmed	15 ATTEMPTS	24	1	3	2	3	2	5		1	2	4	1						3.0
750.89	Assault w/ Intent to Rob While Armed	LIFE ATTEMPTS	62		2	1	6	5	3	3	2	4	4	15	11	1	5			7.6
750.91	Homicide - Attempted Murder	LIFE ATTEMPTS	4											1	2		1			15.0

NOTES: Be sure to check for related offense codes when examining a particular type of crime. They may or may not be in sequential order or even on the same page.

Largest minimum term is reported.

When minimum terms exceed maximum penalties, that may be due to anomalies in criminal justice practices, habitualized offenses, database errors, etc.

Each minimum term category is rounded up from the preceding category (for example, the ten-year category includes all minimums longer than five years up to exactly ten years).

Minimum term averages are based on raw data (with life sentences excluded from the calculations).

Source: Corrections Management Information System (CMIS).

B3 2011 Commitments by Minimum Term Distribution for Women – All Offenses

Includes Additional Sentences Imposed

Page 1 of 7

B - 39

			TOTAL*	.5	1	1.5	2	2.5	3	3.5	4	4.5	5	10	15	20	25	>25	LIFE	AVG
GRAND TOTALS			716	22	102	186	154	51	66	15	16	6	22	45	12	3	8	3	4	2.8
VIOLATIONS			695	18	98	177	153	50	65	15	16	6	22	45	12	3	8	3	4	2.8
ATTEMPTS			20	4	4	9	1	1	1											1.2
Compiled Laws	Offense	Max. Penalty																		
28.729	Sex Offender - Fail to Register	4	2		1			1												1.5
	ATTEMPTS																			
28.7291B	Sex Offender - Fail to Register, 2nd Offense	7	1		1															1.0
	ATTEMPTS																			
28.7292C	Sex Offender - Fail to Report, 3rd Offense	4	1		1															1.0
	ATTEMPTS																			
257.3109	Driver's License - Forged, Possession of 2 or More	5	1			1														1.5
	ATTEMPTS																			
257.602A2	Police Officer - Flee - 4th Degree (Vehicle Code)	2	1		1															.9
	ATTEMPTS																			
257.602A3-A	Police Officer - Flee - 3rd Degree (Vehicle Code)	5	2						2											3.0
	ATTEMPTS																			
257.617	Fail to Stop at Accident - Serious Impairment/Death	5	1				1													2.0
	ATTEMPTS																			
257.6254	Operating Vehicle Intoxicated, Causing Death	15	7				2	1	1				1	1	1					4.6
	ATTEMPTS																			
257.6254A	Operating Vehicle Intoxicated, Causing Death	15	2					1						1						4.3
	ATTEMPTS																			
257.6255-A	Operating Vehicle Intoxicated, Causing Serious Injury	5	8			4	2	2												1.8
	ATTEMPTS																			
257.6256D	Operating Vehicle Intoxicated, Contr. Sub. - 3rd Offense	5	33		10	17	3	1	1		1									1.4
	ATTEMPTS																			
257.6257A2	Operating Vehicle Intoxicated, w/ Occupant <16 - 2nd+ Ofns	5	3		1	2														1.2
	ATTEMPTS																			
257.6264	Driving - Reckless - Causing Death	15	1											1						6.0
	ATTEMPTS																			
257.9045	Operate - License Susp./Rev./Denied, Causing Serious Injury	5	1				1													1.7
	ATTEMPTS																			
333.74012A3	Contr. Sub. - Del/Mfg 50 - 449 Grams (Narc. or Cocaine)	20	4				2		2											2.5
	ATTEMPTS																			
333.74012A4	Contr. Sub. - Del/Mfg Under 50 Grams (Narc. or Cocaine)	20	14		1	3	5	1	2	2										2.0
	ATTEMPTS																			
333.74012B1	Contr. Sub. - Del/Mfg Meth/Ecstasy	20	7				2	2	2					1						3.1
	ATTEMPTS																			
333.74012D3	Contr. Sub. - Del/Mfg Marijuana	4	1		1															1.0
	ATTEMPTS																			
			2		2															.9

NOTE: Be sure to check for related offense codes when examining a particular type of crime. They may or may not be in sequential order or even on the same page.

B3 2011 Commitments by Minimum Term Distribution for Women – All Offenses

Includes Additional Sentences Imposed

Page 2 of 7

B - 40

			TOTAL*	.5	1	1.5	2	2.5	3	3.5	4	4.5	5	10	15	20	25	>25	LIFE	AVG
GRAND TOTALS			716	22	102	186	154	51	66	15	16	6	22	45	12	3	8	3	4	2.8
VIOLATIONS			695	18	98	177	153	50	65	15	16	6	22	45	12	3	8	3	4	2.8
ATTEMPTS			20	4	4	9	1	1	1											1.2
Compiled Laws	Offense	Max. Penalty																		
333.7401C2A	Contr. Sub. - Operate/Maintain Lab	10	4		2								1	1						3.4
	ATTEMPTS																			
333.7401C2B	Contr. Sub. - Operate/Maintain Lab	20	2			1	1													2.1
	Near Minor	ATTEMPTS																		
333.7401C2C	Contr. Sub. - Operate/Maintain Lab	20	2			1					1									3.0
	Involving Hazardous Waste	ATTEMPTS																		
333.7401C2D	Contr. Sub. - Operate/Maintain Lab	20	4		1			1	2											2.3
	Near Specified Places	ATTEMPTS																		
333.7401C2E	Contr. Sub. - Operate/Maintain Lab	25	1								1									4.0
	Involving Firearm	ATTEMPTS																		
333.7401C2F	Contr. Sub. - Operate/Maintain Lab	20	24			3	6		9			3		3						3.1
	Involving Meth	ATTEMPTS																		
333.74022E	Contr. Sub. - Create/Deliver	15	1						1											3.0
	Analogue	ATTEMPTS																		
333.74032A3	Contr. Sub. - Possess 50 - 449	20	2						1			1								3.6
	Grams (Narcotic)	ATTEMPTS																		
333.74032A4	Contr. Sub. - Possess 25 - 49	4	2			2														1.1
	Grams (Narcotic)	ATTEMPTS																		
333.74032A5	Contr. Sub. - Possess <25 Grams	4	21	2	8	10	1													1.1
	(Narcotic)	ATTEMPTS																		
333.74032B-A	Contr. Sub. - Possess	2	1				1													2.0
	Analogues/Sched. 1-4	ATTEMPTS																		
333.74032B1	Contr. Sub. - Possess	10	14		1	7	4		1				1							1.8
	Methamphetamine	ATTEMPTS																		
333.74032D	Contr. Sub. - Possess Marijuana	1	1			1														1.3
	ATTEMPTS																			
333.7405D	Contr. Sub. - Maintain Drug	2	1			1														1.1
	House	ATTEMPTS																		
333.74071C	Contr. Sub. - Obtain by Fraud	4	2		1		1													1.5
	ATTEMPTS																			
400.601-B	Fraud - Welfare, Over \$500	4	1			1														1.2
	ATTEMPTS																			
400.71313A	Adult Foster Care - Operate Facility	2	1			1														1.3
	w/o License	ATTEMPTS																		
445.65	Identity Theft	5	9		2	6			1											1.5
	ATTEMPTS		1	1																.3

NOTE: Be sure to check for related offense codes when examining a particular type of crime. They may or may not be in sequential order or even on the same page.

B3 2011 Commitments by Minimum Term Distribution for Women – All Offenses

Includes Additional Sentences Imposed

Page 3 of 7

B - 41

GRAND TOTALS			TOTAL*	.5	1	1.5	2	2.5	3	3.5	4	4.5	5	10	15	20	25	>25	LIFE	AVG
VIOLATIONS			716	22	102	186	154	51	66	15	16	6	22	45	12	3	8	3	4	2.8
ATTEMPTS			695	18	98	177	153	50	65	15	16	6	22	45	12	3	8	3	4	2.8
Max. Penalty			20	4	4	9	1	1	1											1.2
Compiled Laws	Offense	Max. Penalty																		
445.67	Identity Theft - Obtain/Possess/ Transfer ID w/ Intent	5 ATTEMPTS	1						1											2.8
750.110	Breaking & Entering - Bldg. w/ Intent	15 ATTEMPTS	8		2	1	4			1										1.7
750.110A2	Home Invasion - 1st Degree	20 ATTEMPTS	19		1	6	2	2					2	4	1	1				4.5
750.110A3	Home Invasion - 2nd Degree	15 ATTEMPTS	37		4	6	14	5	3		4			1						2.2
750.110A4	Home Invasion - 3rd Degree	5 ATTEMPTS	1			1														1.9
750.1313C	Check - Non-Sufficient Funds, \$500 or more	2 ATTEMPTS	1			1														1.4
750.131A1	Check - No Account	2 ATTEMPTS	4		1	2		1												1.5
750.136B3	Child Abuse - 2nd Degree	4 ATTEMPTS	1				1													1.4
750.136B4	Child Abuse - 3rd Degree	2 ATTEMPTS	2		1				1											1.7
750.145C2	Child Sexually Abusive Activity	20 ATTEMPTS	2						1		1									1.9
750.157N1	Financial Transaction Device - Steal/Retain w/o Consent	4 ATTEMPTS	6	1	1	2	1		1											3.4
750.157P	Financial Transaction Device - Possess w/ Intent to Use/Sell	4 ATTEMPTS	2			2														1.4
750.157Q	Financial Transaction Device - Illegal Sale/Use	4 ATTEMPTS	1		1															1.2
750.159I1	Criminal Enterprise - Conduct	20 ATTEMPTS	1		1															1.0
750.165	Child Support - Fail to Pay	4 ATTEMPTS	1		1															1.0
750.1744A	Embezzle - Agent or Trustee, \$1K - <\$20K	5 ATTEMPTS	2		1	1														4.0
750.1745A	Embezzle - Agent or Trustee, \$20K - <\$50K	10 ATTEMPTS	1	1																1.0
750.1746	Embezzle - \$50K - <\$100K	15 ATTEMPTS	2				2													1.8
			1						1											.3
			5		1	1	2		1											1.8
			1	1																.4
			2				2													1.8

NOTE: Be sure to check for related offense codes when examining a particular type of crime. They may or may not be in sequential order or even on the same page.

B3 2011 Commitments by Minimum Term Distribution for Women – All Offenses

Includes Additional Sentences Imposed

Page 4 of 7

B - 42

			TOTAL*	.5	1	1.5	2	2.5	3	3.5	4	4.5	5	10	15	20	25	>25	LIFE	AVG
GRAND TOTALS			716	22	102	186	154	51	66	15	16	6	22	45	12	3	8	3	4	2.8
VIOLATIONS			695	18	98	177	153	50	65	15	16	6	22	45	12	3	8	3	4	2.8
ATTEMPTS			20	4	4	9	1	1	1											1.2
Compiled Laws	Offense	Max. Penalty																		
750.1747	Embezzlement - \$100K or More	15	3			1							1	1						4.7
	ATTEMPTS																			
750.174A4A	Embezzlement - From Vulnerable Adult, \$1K - <\$20K	5	2			1			1											2.5
	ATTEMPTS																			
750.174A5A	Embezzlement - From Vulnerable Adult, \$20K or More	10	2				1				1									2.8
	ATTEMPTS																			
750.1952	Escape - From Felony Jail Sentence	4	1					1												2.3
	ATTEMPTS																			
750.197C-A	Assault of Prison Employee	4	4	1	2	1														.9
	ATTEMPTS																			
750.213	Extortion	20	1				1													2.0
	ATTEMPTS																			
750.2184A	False Pretenses - \$1K - <\$20K	5	5			2	2		1											1.9
	ATTEMPTS																			
750.226	Weapons - Dangerous Weapon, Carry w/ Unlawful Intent	5	3			1	1	1												1.9
	ATTEMPTS																			
750.227	Weapons - Carry Concealed	5	4	1		1	2													1.4
	ATTEMPTS																			
750.227B-A	Weapons - Felony Firearm	2	15				15													2.0
	ATTEMPTS																			
750.248	Forgery	14	7		1	2	3		1											1.7
	ATTEMPTS																			
750.249	Utter & Publish	14	45	5	5	20	12	2	1											1.4
	ATTEMPTS		3	1		2														.8
750.254	Utter & Publish - Possess Counterfeit Bank/State/Bills	5	2			1	1													1.7
	ATTEMPTS																			
750.316-A	Homicide - Murder 1st Degree, Premeditated	LIFE	1																	1
	ATTEMPTS																			
750.316-B	Homicide - Felony Murder	LIFE	2																	2
	ATTEMPTS																			
750.316-C	Homicide - Open Murder, Statutory Short Form	LIFE	1																	1
	ATTEMPTS																			
750.317	Homicide - Murder 2nd Degree	LIFE	21											6	5	1	7	2		16.1
	ATTEMPTS																			
750.317A	Deliver Controlled Substance Cause Death	LIFE	5						1		1		1	1	1					6.9
	ATTEMPTS		1					1												2.5

NOTE: Be sure to check for related offense codes when examining a particular type of crime. They may or may not be in sequential order or even on the same page.

B3 2011 Commitments by Minimum Term Distribution for Women – All Offenses

Includes Additional Sentences Imposed

Page 5 of 7

B - 43

			TOTAL*	.5	1	1.5	2	2.5	3	3.5	4	4.5	5	10	15	20	25	>25	LIFE	AVG
GRAND TOTALS			716	22	102	186	154	51	66	15	16	6	22	45	12	3	8	3	4	2.8
VIOLATIONS			695	18	98	177	153	50	65	15	16	6	22	45	12	3	8	3	4	2.8
ATTEMPTS			20	4	4	9	1	1	1											1.2
Compiled Laws	Offense	Max. Penalty																		
750.321	Homicide - Manslaughter	15	1							1										3.4
	ATTEMPTS																			
750.321-A	Homicide - Manslaughter, Statutory Short Form	15	3						2					1						3.9
	ATTEMPTS																			
750.321-C	Homicide - Manslaughter, Involuntary	15	3		1									2						5.1
	ATTEMPTS																			
750.321-E	Homicide - Manslaughter w/ Motor Vehicle	15	1											1						8.0
	ATTEMPTS																			
750.335A2B	Aggravated Indecent Exposure	2	1		1															1.3
	ATTEMPTS																			
750.349B	Unlawful Imprisonment	15	1											1						7.0
	ATTEMPTS																			
750.3563A	Larceny - \$1K - <\$20K	5	1	1																.3
	ATTEMPTS																			
750.356A3	Breaking & Entering - Vehicle Semi/ House Trailer, w/ Damage	5	2	1	1															1.2
	ATTEMPTS																			
750.356C	Retail Fraud - 1st Degree	5	57	2	14	19	10	5	4	1	1		1							1.6
	ATTEMPTS																			
750.357	Larceny from Person	10	8		1	5		1	1											1.6
	ATTEMPTS		2		2															1.5
750.360	Larceny in Building	4	21	2	5	6	7	1												1.3
	ATTEMPTS																			
750.3633A	Larceny by False Personation, \$1K - <\$20K	5	1		1															1.0
	ATTEMPTS																			
750.377A1B1	Malicious Destruction Pers. Prop., \$1K - <\$20K	5	1		1															1.5
	ATTEMPTS																			
750.377B	Malicious Destruction Fire/ Police Property	4	1		1															1.5
	ATTEMPTS																			
750.3803A	Malicious Destruction of Bldg., \$1K - <\$20K	5	1		1															1.0
	ATTEMPTS																			
750.411A1B	False Report of Felony	4	2		1	1														1.6
	ATTEMPTS		1		1															1.2
750.411I	Stalking - Aggravated	5	1				1													1.7
	ATTEMPTS																			
750.413	Motor Vehicle - Unlawful Drive Away	5	9		5	3	1													1.1
	ATTEMPTS																			

NOTE: Be sure to check for related offense codes when examining a particular type of crime. They may or may not be in sequential order or even on the same page.

B3 2011 Commitments by Minimum Term Distribution for Women – All Offenses

Includes Additional Sentences Imposed

Page 6 of 7

B - 44

			TOTAL*	.5	1	1.5	2	2.5	3	3.5	4	4.5	5	10	15	20	25	>25	LIFE	AVG
GRAND TOTALS			716	22	102	186	154	51	66	15	16	6	22	45	12	3	8	3	4	2.8
VIOLATIONS			695	18	98	177	153	50	65	15	16	6	22	45	12	3	8	3	4	2.8
ATTEMPTS			20	4	4	9	1	1	1											1.2
Compiled Laws	Offense	Max. Penalty																		
750.414	Motor Vehicle - Unlawful Use	2	1			1														1.4
	ATTEMPTS																			
750.422-B	Perjury - Court Proceeding	15	1			1														1.3
	ATTEMPTS																			
750.451-D	Prostitution - 3rd+ Offense	2	3		2	1														.9
	ATTEMPTS																			
750.479A3	Police Officer - Flee (Penal Code)	5	2			1	1													1.6
	3rd Degree	ATTEMPTS																		
750.505-A	Obstruction of Justice	5	4	1	1		1	1												1.4
	ATTEMPTS																			
750.520B	CSC - 1st Degree - Multiple Variables	LIFE	2										1				1			15.0
	ATTEMPTS		1			1														1.1
750.520B1A	CSC - 1st Degree - Person Under 13	LIFE	1										1							5.0
	ATTEMPTS																			
750.520B1B	CSC - 1st Degree - Relationship	LIFE	1											1						9.5
	ATTEMPTS																			
750.520B1D	CSC - 1st Degree - Accomplices	LIFE	1											1						6.0
	ATTEMPTS																			
750.520C1A	CSC - 2nd Degree - Person Under 13	15	1										1							4.8
	ATTEMPTS																			
750.520C2B	CSC - 2nd Degree - Person <13, Defendant 17+ yrs.	15	1											1						6.0
	ATTEMPTS																			
750.520D1A	CSC - 3rd Degree - Person 13-15	15	7				2	1	1		1		1	1						3.5
	ATTEMPTS		2			1			1											2.2
750.520E1A	CSC - 4th Degree - Force/Coercion	2	1			1														1.3
	ATTEMPTS																			
750.529	Robbery - Armed	LIFE	22		1		1	4	1	5		1	3	4		1		1		6.0
	ATTEMPTS																			
750.529A	Carjacking	LIFE	5						1		1		2		1					5.6
	ATTEMPTS																			
750.530	Robbery - Unarmed	15	30		2		10	5	9	2	1			1						2.7
	ATTEMPTS																			
750.531-A	Bank Robbery	LIFE	3				2		1											2.2
	ATTEMPTS																			
750.5353A	Stolen Prop. - Receive & Conceal, \$1K - <\$20K	5	1		1															1.0
	ATTEMPTS																			

NOTE: Be sure to check for related offense codes when examining a particular type of crime. They may or may not be in sequential order or even on the same page.

B3 2011 Commitments by Minimum Term Distribution for Women – All Offenses

Includes Additional Sentences Imposed

Page 7 of 7

B - 45

			TOTAL*	.5	1	1.5	2	2.5	3	3.5	4	4.5	5	10	15	20	25	>25	LIFE	AVG
GRAND TOTALS			716	22	102	186	154	51	66	15	16	6	22	45	12	3	8	3	4	2.8
VIOLATIONS			695	18	98	177	153	50	65	15	16	6	22	45	12	3	8	3	4	2.8
ATTEMPTS			20	4	4	9	1	1	1											1.2
Compiled Laws	Offense	Max. Penalty																		
750.5357	Stolen Prop. - Receive & Conceal, Motor Vehicle	5 ATTEMPTS	3		1	1	1													1.4
750.543M	Terrorism - False Report or Threat	20 ATTEMPTS	1		1															1.0
750.72-A	Arson - Dwelling House	20 ATTEMPTS	5					1					1	3						5.2
750.73	Arson - Real Property	10 ATTEMPTS	1				1													1.7
750.75	Arson - Insured Property	10 ATTEMPTS	1		1															1.0
750.771D1	Arson - Preparation to Burn Property, \$20K or More	10 ATTEMPTS	1			1														1.3
750.814	Domestic Violence - 3rd Offense	2 ATTEMPTS	1			1														1.5
750.81D1	Police Officer - Assault/Resist/Obstruct	2 ATTEMPTS	9		2	3	3	1												1.5
750.82	Felonious Assault	4 ATTEMPTS	12	1	3	5	3													1.3
			1			1														1.3
750.83	Assault w/ Intent to Murder	LIFE ATTEMPTS	6				1	1						3	1					6.8
750.84	Assault w/ Intent to do Great Bodily Harm Less Than Murder	10 ATTEMPTS	25	1	1	4	7	3	2		2		3	2						2.6
			1		1															1.0
750.88	Assault w/ Intent to Rob While Unarmed	15 ATTEMPTS	1						1											3.0
750.89	Assault w/ Intent to Rob While Armed	LIFE ATTEMPTS	7				1	2	1	1				2						4.4
752.7973D	Computers - Use to Commit Crime Max 4 yrs - <10 yrs	7 ATTEMPTS	1				1													2.0
800.2813	Prisons - Bring Contraband Into Prison	5 ATTEMPTS	2			1			1											2.0
801.2622	Jails - Prisoner Possess Weapon	5 ATTEMPTS	1		1															1.0
801.2631	Jails - Furnish Contraband to Prisoner	5 ATTEMPTS	3			3														1.3

NOTES: Be sure to check for related offense codes when examining a particular type of crime. They may or may not be in sequential order or even on the same page.

* Sentences with Insufficient Information = 1.

Largest minimum term is reported.

When minimum terms exceed maximum penalties, that may be due to anomalies in criminal justice practices, habitualized offenses, database errors, etc.

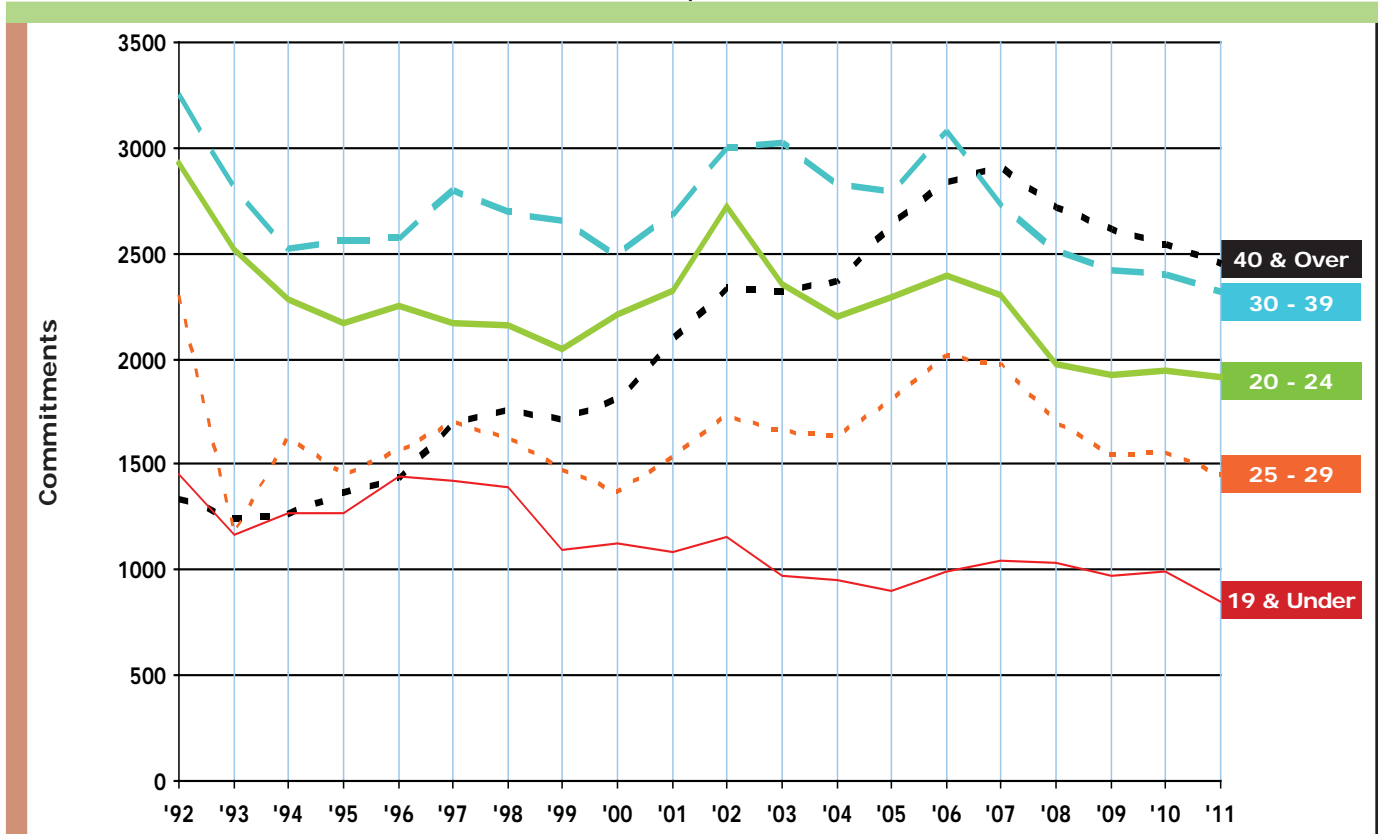
Each minimum term category is rounded up from the preceding category (for example, the ten-year category includes all minimums longer than five years up to exactly ten years).

Minimum term averages are based on raw data (with life sentences excluded from the calculations).

Source: Corrections Management Information System (CMIS).

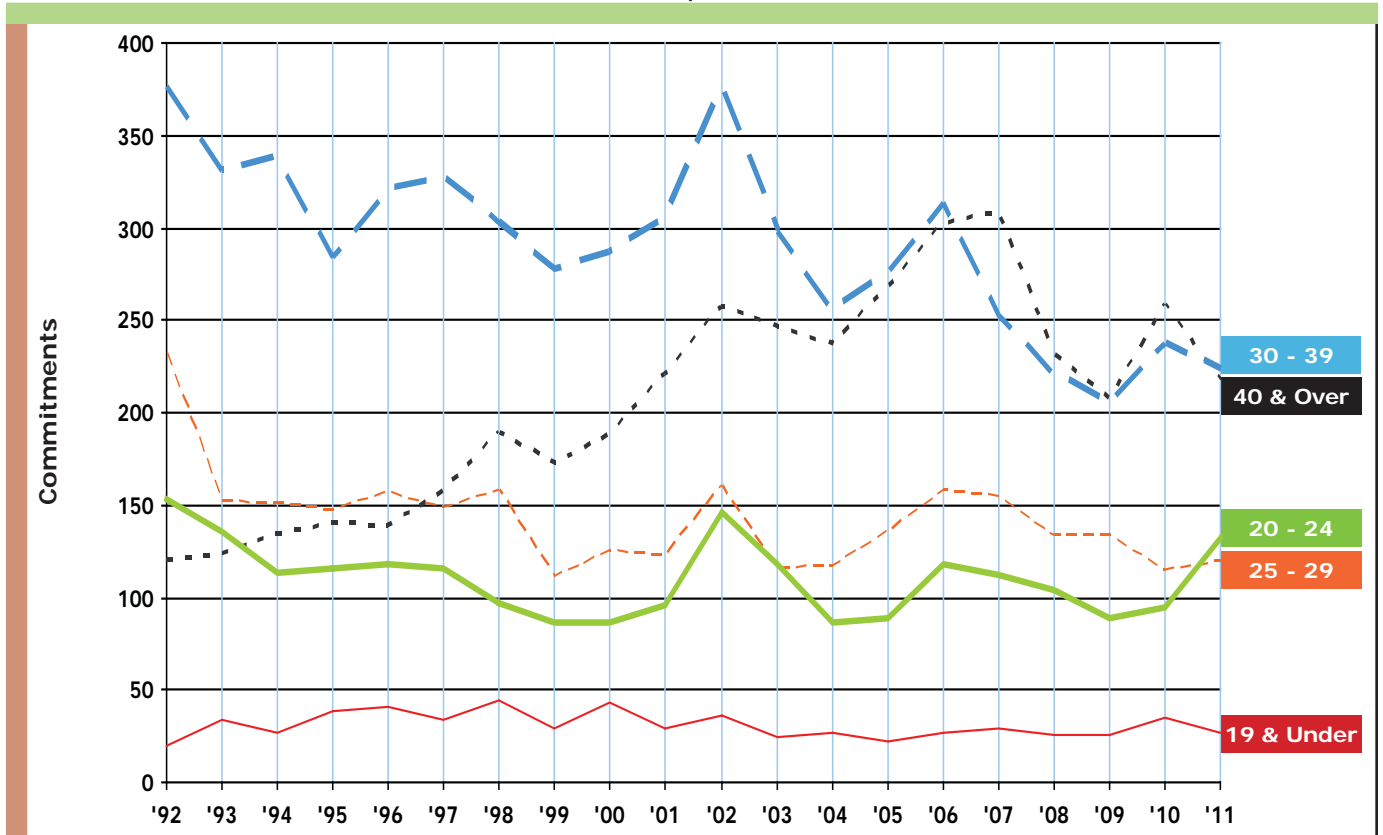
B4a Commitments by Age for Men, 1992 - 2011

Includes Additional Sentences Imposed



Commitments by Age for Women, 1992 - 2011

Includes Additional Sentences Imposed



Source: Corrections Management Information System (CMIS)

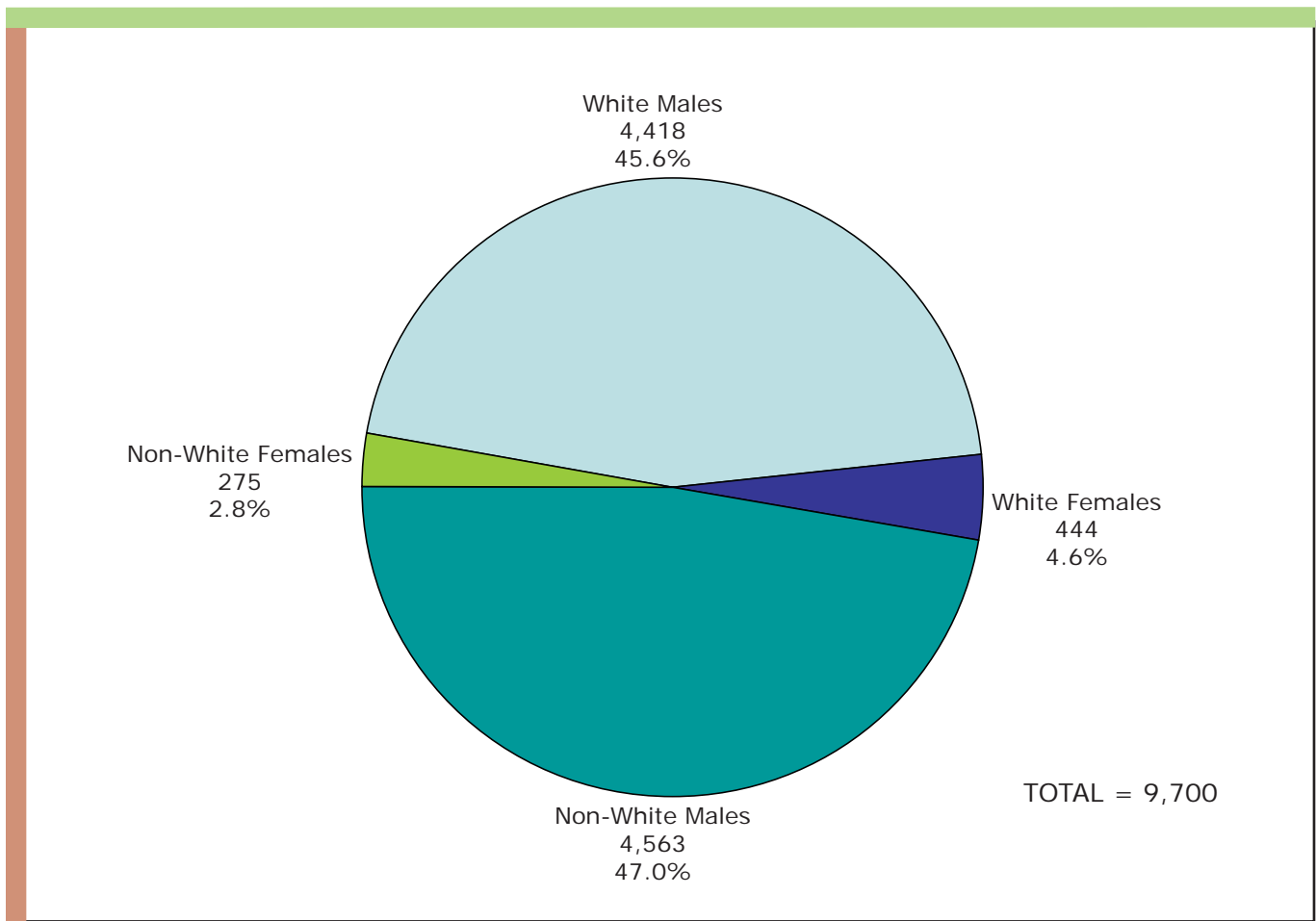
B4b 2011 Commitments by Age, Race and Gender

Includes Additional Sentences Imposed

AGE GROUP	TOTAL COMMITMENTS	MALE COMMITMENTS			FEMALE COMMITMENTS		
		Total Male	White	Non-White	Total Female	White	Non-White
19 and Under	878	851	270	581	27	8	19
20 - 24	2,048	1,916	837	1,079	132	75	57
25 - 29	1,575	1,456	743	713	119	86	33
30 - 39	2,534	2,311	1,202	1,109	223	135	88
40 and Over	2,665	2,447	1,366	1,081	218	140	78
Totals	9,700	8,981	4,418	4,563	719	444	275

B5* 2011 Commitments by Race and Gender

Includes Additional Sentences Imposed

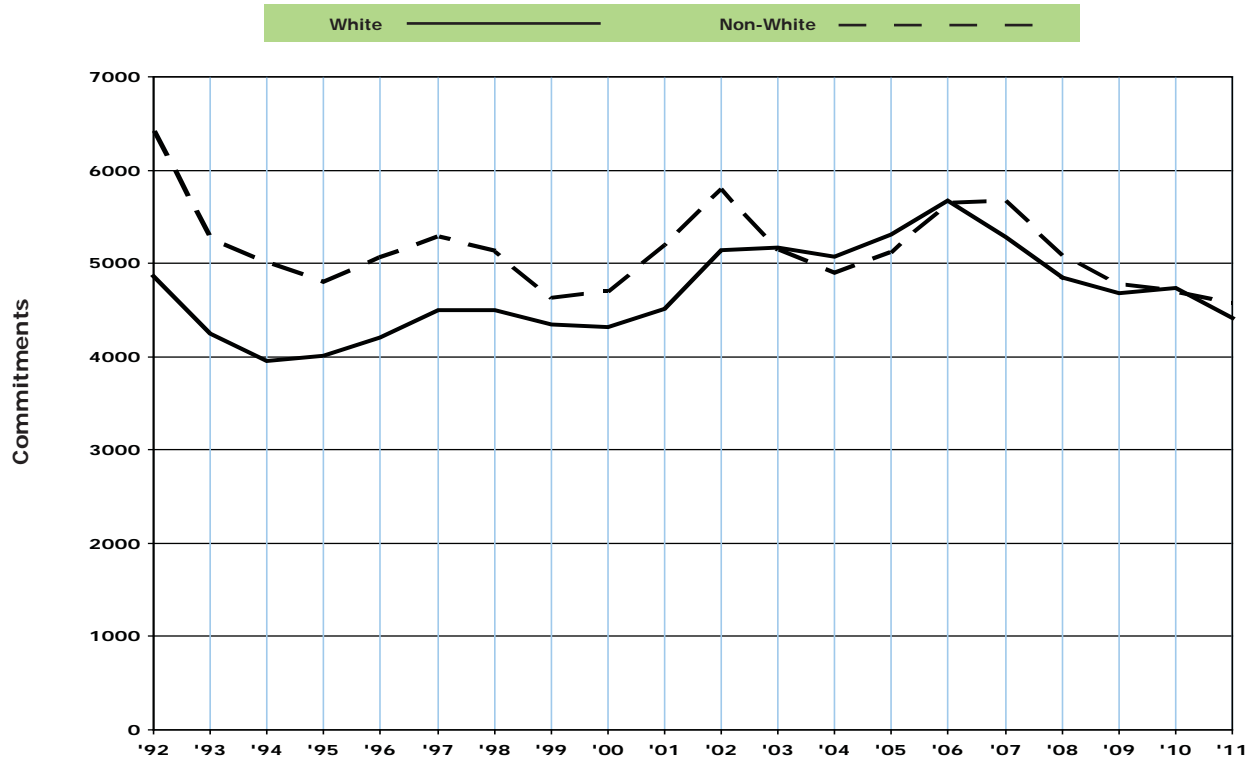


* Formerly B5b (2008).

Source: Corrections Management Information System (CMIS)

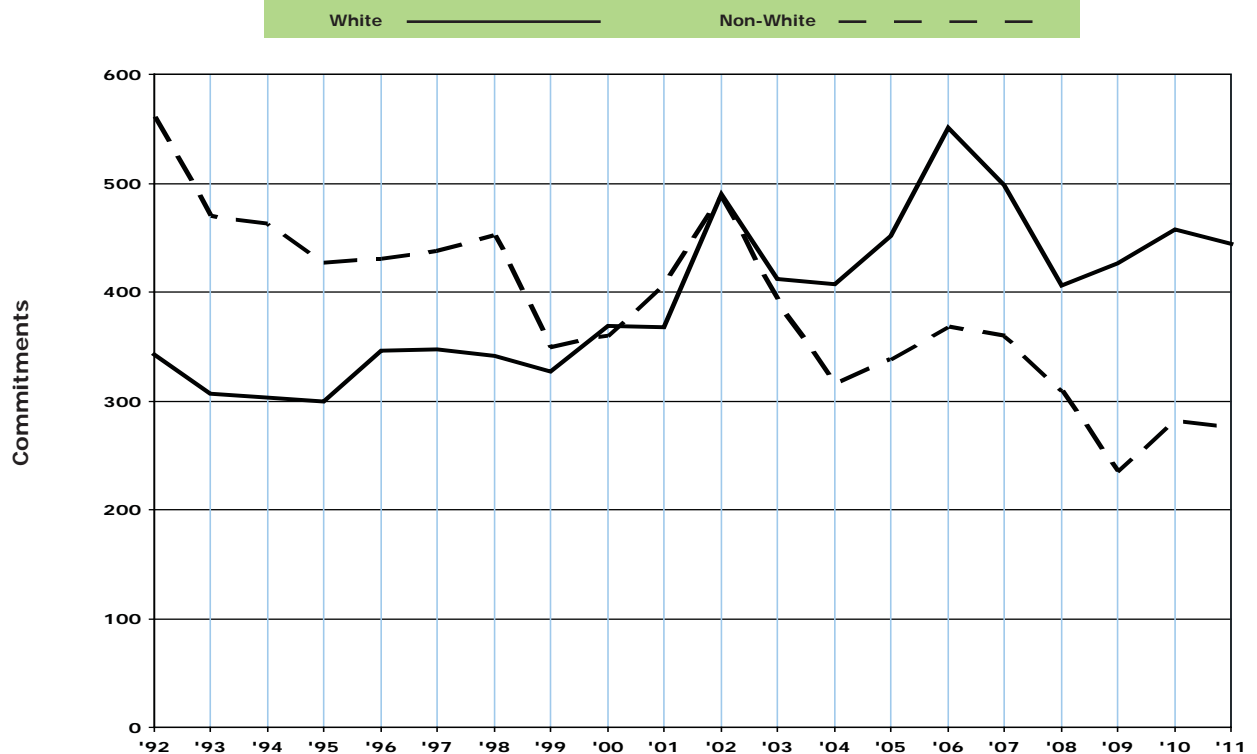
B5a Commitments by Race for Men, 1992 - 2011

Includes Additional Sentences Imposed



Commitments by Race for Women, 1992 - 2011

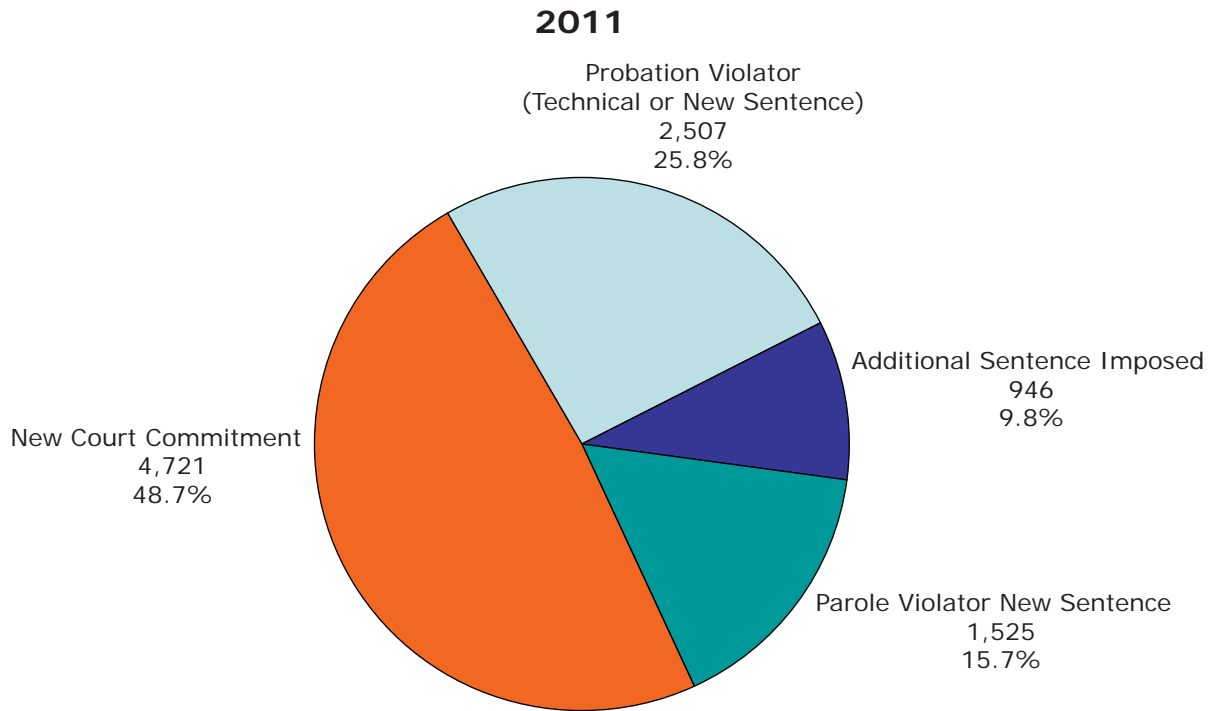
Includes Additional Sentences Imposed



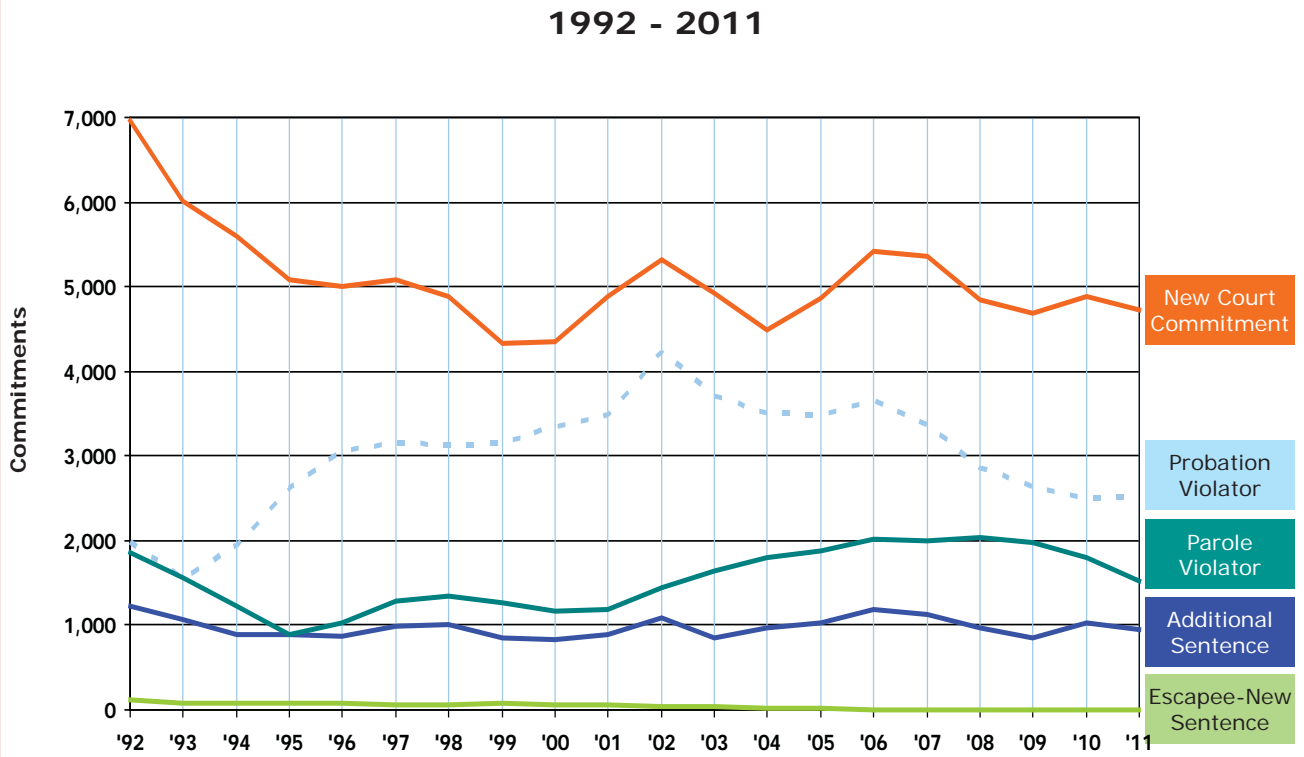
Source: Corrections Management Information System (CMIS)

B6 Commitments by Type

Includes Additional Sentences Imposed



* There was 1 escapee returned with a new sentence during 2011.



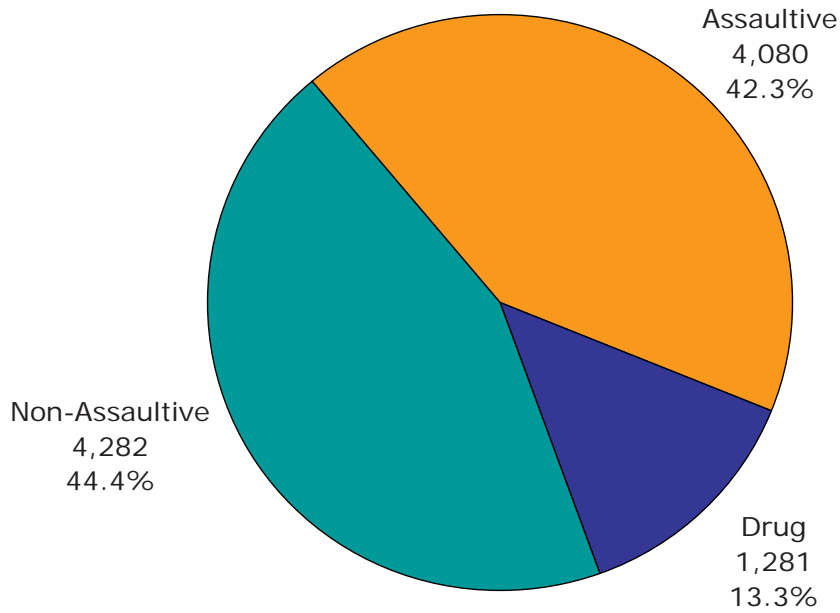
Source: Corrections Management Information System (CMIS)

B7

Commitments by Major Crime Types

Includes Additional Sentences Imposed

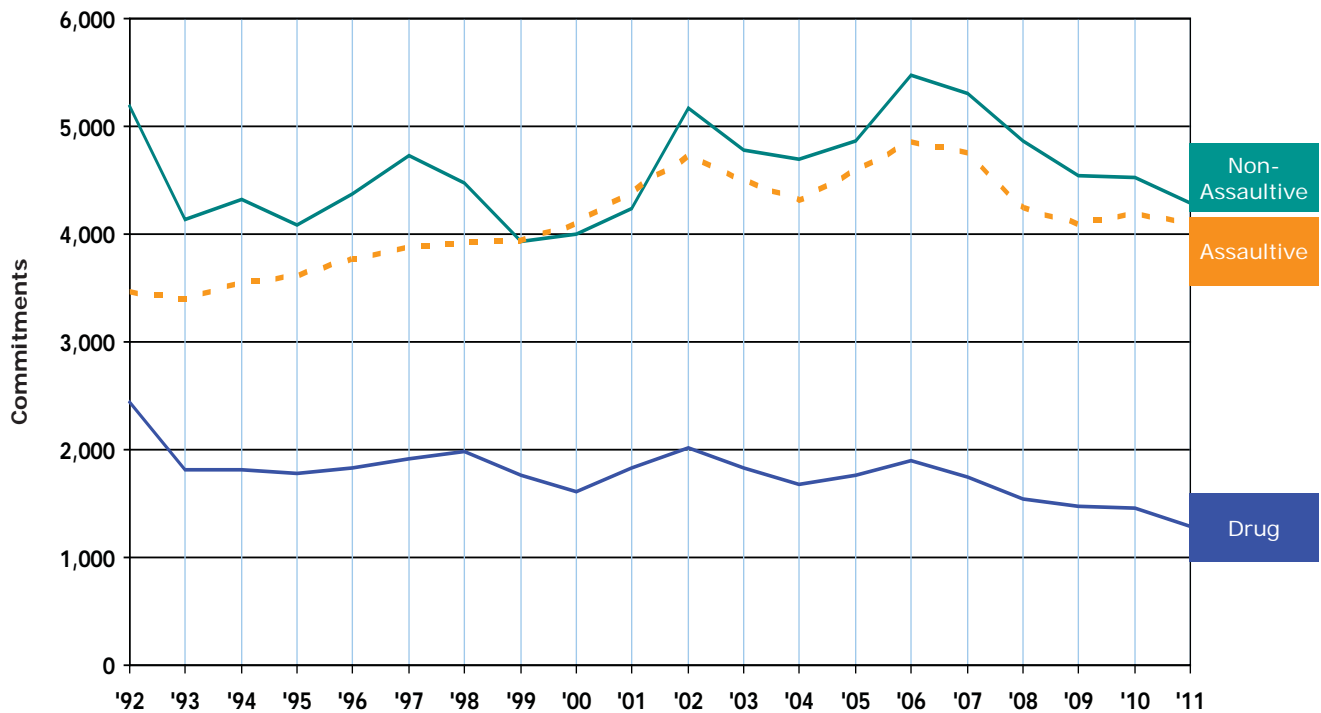
2011



TOTAL = 9,700*

* 57 cases have insufficient information to determine crime type.

1992 - 2011



Source: Corrections Management Information System (CMIS)

Prisoner Population



This section presents descriptions of Michigan's correctional facilities and statistics regarding the characteristics of the prisoner population.

The **Map** on page C-2 shows the location of each Michigan prison, as well as a geographic breakdown of the Correctional Facilities Administration (CFA) regions. The map is followed by a description of each facility starting on page C-3.

Chart C shows a breakdown of the net operating capacity of the institutions by security level.

Table Ca shows the end-of-year institution population from 1997 through 2011.

Table Cb and **Cc** shows total prisoner population, prison commitments and Michigan census data from 1952 through 2011.

Beginning with **Table C1**, the total prisoner population is broken down by offense and minimum sentence. The total population includes prisoners housed in institutions, the SAI Prison program and the Intensive ReEntry Program. **Tables C1a** through **C1c** reflect this information according to major crime categories (i.e., non-assaultive, drug and assaultive).

Table C2 reflects this same information for female prisoners, for all offenses.

The offenses in **Tables C1** and **C2** are sorted by Michigan Compiled Law (MCL) numbers and Prosecuting Attorney's Coordinating Council (PACC)

codes (the sort order used since 1999). Since this sort order keeps sequential codes together, similar crimes that have identical maximum penalties are not consolidated. This level of detail provides much richer information, but the reader must be careful to watch for related codes when attempting to examine the prison population frequency and minimum term distribution for a particular type of crime. For example, several separate offense codes now appear for the crime of first degree criminal sexual conduct (750.520B--) because each code represents a specific characteristic of the offense.

Tables C3 through **C3b** summarize the 2011 total prisoner population broken down by age, race and location.

The movement of prisoners into and out of the institution population during 2011 is summarized in **Table C4**. To demonstrate the effect of prisoner movement on the size of the institutional population, the table reports only the movements onto and off of the institution count. In other words, the table ignores movement types that do not affect the total count (e.g., movements *between* institutions).

Table C5 shows the number of escapes from secure DOC custody from 2004 through 2011.

Michigan Department of Corrections Correctional Facilities Map

As of December 31, 2011



* Includes reception centers

¹ Inpatient psychiatric units operated by the Michigan Dept. of Community Health

Source: Correctional Facilities Administration

Michigan Department of Corrections Facilities

December 31, 2011

- **Alger Correctional Facility (LMF)**
- **Baraga Maximum Correctional Facility (AMF)**
- **Bellamy Creek Correctional Facility (IBC)**
- **Brooks, Earnest C. Correctional Facility (LRF)**
Includes information for the West Shoreline Correctional Facility (MTF).
- **Carson City Correctional Facility (DRF)**
- **Central Michigan Correctional Facility (STF)**
- **Chippewa Correctional Facility (URF)**
- **Cooper Street Correctional Facility (JCS)**
Includes information for the Special Alternative Incarceration Facility (SAI).
- **Cotton, G. Robert Correctional Facility (JCF)**
- **Egeler, Charles E. Reception And Guidance Center (RGC)**
- **Handlon, Richard A. Correctional Facility (MTU)**
- **Harrison, Gus Correctional Facility (ARF)**
- **Ionia Maximum Correctional Facility (ICF)**
- **Kinross Correctional Facility (KCF)**
- **Lakeland Correctional Facility (LCF)**
- **Macomb Correctional Facility (MRF)**
- **Marquette Branch Prison (MBP)**
- **Michigan Reformatory (RMI)**
- **Mound Correctional Facility (NRF)**
- **Newberry Correctional Facility (NCF)**
- **Oaks Correctional Facility (ECF)**
- **Ojibway Correctional Facility (OCF)**
- **Parnall Correctional Facility (SMT)**
- **Pugsley Correctional Facility (MPF)**
- **Ryan Correctional Facility (RRF)**
- **Saginaw Correctional Facility (SRF)**
- **Special Alternative Incarceration Facility (SAI)**
Information regarding this facility can be found under the Cooper Street Correctional Facility (JCS).
- **St. Louis Correctional Facility (SLF)**
- **Thumb Correctional Facility (TCF)**
- **West Shoreline Correctional Facility (MTF)**
Information regarding this facility is listed under Brooks, Earnest C. Correctional Facility (LRF).
- **Women's Huron Valley Correctional Facility (WHV)**
- **Woodland Center Correctional Facility (WCC)**

-
-
- **Muskegon Correctional Facility (MCF)**
MCF closed in February 2010. It re-opened in April 2010, specifically to house prisoners in beds contracted for by the state of Pennsylvania. Following contract withdrawal, it closed for a final time in May 2011.

Following its closure in February 2010, MCF was not subsequently included as a part of any of the MDOC's reported operating capacity.

- **Crane, Florence Correctional Facility (ACF)**
ACF closed June 1, 2011.

2011 Facility Descriptions

Alger Correctional Facility (LMF)

Warden Catherine S. Bauman
Deputy Warden Dan Lesatz
Deputy Warden Scott Sprader
N6141 Industrial Park Drive
Munising, MI 49862
(906) 387-5000; FAX (906) 387-5019

Opened: August 1990
Total Capacity: 896
Net Operating Capacity: 864
Age Limits: Males, 17 and older
Security Level: IV

Appropriation for FY 2011: \$27,066,000
Appropriated per diem for prisoner care and custody: \$88.17

Baraga Maximum Correctional Facility (AMF)

Warden Michael Curley
Deputy Warden Shane Place
Deputy Warden Ken Tribley
13924 Wadaga Road
Baraga, MI 49908-9204
(906) 353-7070; FAX (906) 353-8759

Opened: June 1993
Total Capacity: 896
Net Operating Capacity: 870
Age Limits: Males, 17 and older
Security Level: I and V

Appropriation for FY 2011: \$31,596,600
Appropriated per diem for prisoner care and custody: \$100.31

Bellamy Creek Correctional Facility (IBC)

Warden Ken McKee
Deputy Warden Cathleen Stoddard
Deputy Warden Matthew Macauley
1727 W. Bluewater Hwy.
Ionia, MI 48846
(616) 527-2510; FAX (616) 527-7089

Opened: December 2001
Total Capacity: 1,888
Net Operating Capacity: 1,860
Age Limits: Males, 17 and older
Security Level: I, II and IV

Appropriation for FY 2011: \$39,211,800

Appropriated per diem for prisoner care and custody: \$59.03

Brooks, Earnest C. Correctional Facility (LRF)

Warden Mary Berghuis
Deputy Warden James Verboncouer
Deputy Warden Rick Smith
2500 S. Sheridan Road
Muskegon Heights, MI 49444
(231) 773-9200; FAX (231) 777-2097

Opened: June 1989
Total Capacity: 1,246
Net Operating Capacity: 1,231
Age Limits: Males, 17 and older
Security Level: I, II and IV

Appropriation for FY 2011: \$45,554,500
Appropriated per diem for prisoner care and custody: \$52.77

West Shoreline Correctional Facility (MTF)

Warden Mary Berghuis
Deputy Warden Bobbi Smith
2500 S. Sheridan Drive
Muskegon Heights, MI 49444
(231) 773-1122; FAX (231) 777-2097

Opened: October 1987
Total Capacity: 1,282
Net Operating Capacity: 1,281
Age Limits: Males, 17 and older
Security Level: Secure I

Appropriation information for FY 2011: Included in the budget of Brooks, Earnest C. Correctional Facility (LRF), above.

Shading indicates facilities that have consolidated administrations.

Carson City Correctional Facility (DRF)

Warden Willie Smith
Deputy Warden Tony Trierweiler
Deputy Warden Laura Krick
10274 Boyer Rd.
Carson City, MI 48811
(989) 584-3941; FAX (989) 584-6535

Opened: August 1989
Consolidated (August, 2010): With Boyer Road Correctional Facility (OTF), which had opened in November 1987.
Total Capacity: 2,528
Net Operating Capacity: 2,510
Age Limits: Males, 17 and older
Security Level: I, Secure I, II and IV

Appropriation for FY 2011: \$46,718,900
Appropriated per diem for prisoner care and custody: \$55.65

Central Michigan Correctional Facility (STF)

Warden Tom Birkett
Deputy Warden Erick Balcarcel
Deputy Warden Mark McCullick
320 N. Hubbard
St. Louis, MI 48880
(989) 681-6668; FAX (989) 681-6678

Opened: February 1990, as Mid-Michigan Correctional Facility
Consolidated (October, 2010): With Pine River Correctional Facility (SPR) - which had opened in January 2000
Total Capacity: 2,564
Net Operating Capacity: 2,554
Age Limits: Males, 17 and older
Security Level: Secure I

Appropriation for FY 2011: \$39,675,800
Appropriated per diem for prisoner care and custody: \$45.29

Chippewa Correctional Facility (URF)

Warden Jeffrey Woods
Deputy Warden Connie Horton
Deputy Warden Thomas Mackie
4269 W. M-80
Kincheloe, MI 49784
(906) 495-2275; FAX (906) 495-5836

Opened: August 1989
Consolidated (August 2010): With Straits Correctional Facility (KTF), which had opened in May 1988.
Total Capacity: 2,150
Net Operating Capacity: 2,132
Age Limits: Males, 17 and older
Security Level: I, II and IV

Appropriation for FY 2011: \$46,324,400
Appropriated per diem for prisoner care and custody: \$59.92

Cooper Street Correctional Facility (JCS)

Warden S. L. Burt
Deputy Warden Sherman Campbell
3100 Cooper Street
Jackson, MI 49201
(517) 780-6175; FAX (517) 780-6811

Opened: 1997
Total Capacity: 1,754
Net Operating Capacity: 1,748
Age Limits: Males, 17 and older
Security Level: Secure I

Appropriation for FY 2011: \$28,744,600
Appropriated per diem for prisoner care and custody: \$45.65

Special Alternative Incarceration Facility (SAI)

Warden S. L. Burt
Deputy Warden Mary Jo Pass
18901 Waterloo Road
Chelsea, MI 48118
(734) 475-1368; FAX (734) 475-8414

Total Capacity: 176
Net Operating Capacity: 176

Opened in 1988 as a 90-day military 'Boot Camp' style program for male probationers, under the Department's Field Operations Administration (FOA), SAI has undergone several programmatic and operational transitions over its years in existence. For details, see 'Section I'.

Appropriation for FY 2011: \$10,965,800
Appropriated per diem for prisoner care and custody: \$75.11

Cotton, G. Robert Correctional Facility (JCF)

Warden Debra L. Scutt
Deputy Warden Joe Barrett
Deputy Warden Ken Ryan
3500 N. Elm Road
Jackson, MI 49201
(517) 780-5000; FAX (517) 780-5100

Opened: December 1985
Total Capacity: 1,974
Net Operating Capacity: 1,953
Age Limits: Males, 17 and older
Security Level: I, Secure I, II and IV

Appropriation for FY 2011: \$39,188,800
Appropriated per diem for prisoner care and custody: \$58.16

Egeler, Charles E. Reception and Guidance Center (RGC)

Warden Heidi Washington
Deputy Warden DeWayne Burton
Deputy Warden Kim Cargor
3855 Cooper Street
Jackson, MI 49201-7547
(517) 780-5600; FAX (517) 780-5814
Duane Waters Hospital (517) 780-5601; FAX (517) 780-5677

Opened: As Charles Egeler Reception and Guidance Center (RGC) in July 2002
Total Capacity: 1,482
Net Operating Capacity: 1,397
Age Limits: Males, 17 and older
Security Levels: I, II and Reception (Quarantine)

Appropriation for FY 2011: \$39,368,200
Appropriated per diem for prisoner care and custody: \$89.29

Handlon, Richard A. Correctional Facility (MTU)

Warden John Prelesnik
Deputy Warden Barbara Meagher
1728 Bluewater Highway
Ionia, MI 48846
(616) 527-3100; FAX (616) 527-3161

Opened: January 1958
Total Capacity: 1,295
Net Operating Capacity: 1,259
Age Limits: Males, 17 and older
Security Level: II

Appropriation for FY 2011: \$23,935,300
Appropriated per diem for prisoner care and custody: \$51.96

Harrison, Gus Correctional Facility (ARF)

Warden Paul D. Klee
Deputy Warden Lee McRoberts
Deputy Warden Willis Chapman
2727 E. Beecher Street
Adrian, MI 49221
(517) 265-3900; FAX (517) 265-9542

Opened: March 1991
Consolidated (August 2009): With Parr Highway Correctional Facility (ATF), which had opened in May 1989.
Total Capacity: 2,365
Net Operating Capacity: 2,333
Age Limits: Males, 17 and older
Security Level: I, Secure I, II and IV

Appropriations for FY 2011: \$45,605,000
Appropriated per diem for prisoner care and custody: \$56.90

Ionia Correctional Facility (ICF)

Warden John Prelesnik
Deputy Warden Nannette Norwood
Deputy Warden Erica Huss
1576 W. Bluewater Highway
Ionia, MI 48846
(616) 527-6331; FAX (616) 527-6863

Opened: May 1987
Total Capacity: 706
Net Operating Capacity: 696
Age Limits: Males, 17 and older
Security Level: II and V

Appropriation for FY 2011: \$30,727,100
Appropriated per diem for prisoner care and custody: \$128.72

Kinross Correctional Facility (KCF)

Warden Dumcan MacLaren
Deputy Warden Kathy Olson
Deputy Warden Jerry Harwood
16770 S. Water Tower Drive
Kincheloe, MI 49788
(906) 495-2282; FAX (906) 495-5837

Opened: January 1978
Total Capacity: 1,916
Net Operating Capacity: 1,879
Age Limits: Males, 17 and older
Security Level: I and II

Appropriation for FY 2011: \$35,848,600
Appropriated per diem for prisoner care and custody: \$52.86

Lakeland Correctional Facility (LCF)

Warden Carol Howes
Deputy Warden Bonita Hoffner
141 First Street
Coldwater, MI 49036
(517) 278-6942; FAX (517) 279-0327

Opened: Annex - December 1985; Medium Unit - June 1986
Total Capacity: 1,384
Net Operating Capacity: 1,370
Age Limits: Males, 17 and older
Security Level: II

Appropriation for FY 2011: \$46,453,600
Appropriated per diem for prisoner care and custody: \$51.61

Macomb Correctional Facility (MRF)

Warden Kenneth Romanowski
Deputy Warden Darrell Steward
34625 26 Mile Road
New Haven, MI 48048
(586) 749-4900; FAX (586) 749-4927

Opened: January 1993
Total Capacity: 1,396
Net Operating Capacity: 1,380
Age Limits: Males, 17 and older
Security Level: Level I, II and IV

Appropriation for FY 2011: \$29,853,100
Appropriated per diem for prisoner care and custody: \$65.75

Marquette Branch Prison (MBP)

Warden Robert Napel
Deputy Warden James Alexander
Deputy Warden Jeffery Larson
1960 U.S. 41 South
Marquette, MI 49855
(906) 226-6531; FAX (906) 226-6556

Opened: 1889
Total Capacity: 1,262
Net Operating Capacity: 1,245
Age Limits: Males, 17 and older
Security Level: I and V

Appropriation for FY 2011: \$37,750,200
Appropriated per diem for prisoner care and custody: \$89.31

Michigan Reformatory (RMI)

Warden Carmen D. Palmer
Deputy Warden Tim Kipp
Deputy Warden Anthony Stewart
1342 West Main Street
Ionia, MI 48846
(616) 527-2500; FAX (616) 527-2936

Opened 1877, closed 2001 when Bellamy Creek Correctional Facility opened.
Re-opened November, 2007 to house prisoners vacated from the closure of Riverside Correctional Facility (RCF).
Total Capacity: 1,316
Net Operating Capacity: 1,304
Age Limits: Males, 17 and older
Security Level: II and IV

Appropriation for FY 2011: \$32,613,000
Appropriated per diem for prisoner care and custody: \$70.86

Mound Correctional Facility (NRF)

Warden Raymond Booker
Deputy Warden Darrell Stewart
17601 Mound Road
Detroit, MI 48212
(313) 368-8300; FAX (313) 368-8972

Opened: July 1994
Total Capacity: 1,066
Net Operating Capacity: 1,036
Age Limits: Males, 17 and older
Security Level: II

Appropriation for FY 2011: \$25,528,000
Appropriated per diem for prisoner care and custody: \$67.57

Newberry Correctional Facility (NCF)

Warden Mitch Perry
Deputy Warden Cecil Daley
3001 Newberry Avenue
Newberry, MI 49868
(906) 293-6200; FAX (906) 293-6284

Opened: January 1996
Total Capacity: 1,072
Net Operating Capacity: 1,072
Age Limits: Males, 17 and older
Security Level: Secure I, and II

Appropriation for FY 2011: \$26,290,600
Appropriated per diem for prisoner care and custody: \$67.57

Oaks Correctional Facility (ECF)

Warden Cindi Curtin
Deputy Warden Tim Ball
Deputy Warden Rick Sharp
1500 Caberfae Highway
Manistee, MI 49660-9200
(231) 723-8272; FAX (231) 723-4278

Opened: March 1992
Total Capacity: 1,154
Net Operating Capacity: 1,110
Age Limits: Males, 17 and older
Security Level: IV

Appropriation for FY 2011: \$34,067,400
Appropriated per diem for prisoner care and custody: \$86.90

Ojibway Correctional Facility (OCF)

Warden Linda Tribley
Deputy Warden Dan Quigley
N. 5705 Ojibway Road
Marenisco, MI 49947-9771
(906) 787-2217; FAX (906) 787-2324

Opened: July 2000
Total Capacity: 1,182
Net Operating Capacity: 1,182
Age Limits: Males, 17 and older
Security Level: Secure I

Appropriation for FY 2011: \$19,409,400
Appropriated per diem for prisoner care and custody: \$49.28

Parnall Correctional Facility (SMT)

Warden Debra L. Scutt
Deputy Warden Cascelia Brown-Brandon
1780 E. Parnall
Jackson, MI 49201-7138
(517) 780-6004; FAX (517) 780-6399

Opened: 1839
Became separate facility under State Prison of Southern Michigan break-up plan, October 1994.
Total Capacity: 1,695
Net Operating Capacity: 1,687
Age Limits: Males, 17 and older
Security Level: I

Appropriation for FY 2011: \$27,190,500
Appropriated per diem for prisoner care and custody: \$44.39

Pugsley Correctional Facility (MPF)

Warden Shirlee Harry
Deputy Warden David Pratt
7401 E. Walton Road
Kingsley, MI 49649
(231) 263-5253; FAX (231) 263-7606

Opened: January, 2001
Total Capacity: 1,344
Net Operating Capacity: 1,342
Age Limits: Males, 17 and older
Security Level: Secure I

Appropriation for FY 2011: \$20,894,600
Appropriated per diem for prisoner care and custody: \$43.07

Ryan Correctional Facility (RRF)

Warden Raymond Booker
Deputy Warden Scott Nobles
17600 Ryan Road
Detroit, MI 48212
(313) 368-3200; FAX (313) 368-3224

Opened: August 1991
Total Capacity: 1,078
Net Operating Capacity: 1,069
Age Limits: Males, 17 and older
Security Level: II

Appropriation for FY 2011: \$28,807,100
Appropriated per diem for prisoner care and custody: \$75.31

Saginaw Correctional Facility (SRF)

Warden Lloyd Rapelje
Deputy Warden O'Bell T. Winn
Deputy Warden Don Ricumstrict
9625 Pierce Road
Freeland, MI 48623
(989) 695-9880; FAX (989) 695-6662

Opened: August 1993
Total Capacity: 1,488
Net Operating Capacity: 1,474
Age Limits: Males, 17 and older
Security Level: I, II and IV

Appropriation for FY 2011: \$31,590,300
Appropriated per diem for prisoner care and custody: \$59.40

St. Louis Correctional Facility (SLF)

Warden Steven Rivard
Deputy Warden Doug Dingeldey
Deputy Warden Kelly Best
8585 N. Croswell Road
St. Louis, MI 48880
(989) 681-6444; FAX (989) 681-2425

Opened: 1999
Total Capacity: 1,176
Net Operating Capacity: 1,162
Age Limits: Males, 17 and older
Security Level: IV

Appropriation for FY 2011: \$32,511,300
Appropriated per diem for prisoner care and custody: \$78.41

Thumb Correctional Facility (TCF)

Warden David Bergh
Deputy Warden Lori Gidley
Deputy Warden Lance Schuhmacher
3225 John Conley Drive
Lapeer, MI 48446
(810) 667-2045; FAX (810) 667-2048

Opened: October 1987
Total Capacity: 1,216
Net Operating Capacity: 1,193
Age Limits: Males, all ages
Security Level: II

Appropriation for FY 2011: \$29,427,800
Appropriated per diem for prisoner care and custody: \$68.56

Women's Huron Valley Correctional Facility (WHV)

Warden Millicent Warren
Deputy Warden Custody David Johnson
Deputy Warden Housing Jodi DeAngelo
Deputy Warden Programs Karri Osterhout
3201 Bemis Road
Ypsilanti, MI 48197-0911
(734) 572-9900; FAX (734) 572-9499

In 2004, the Huron Valley Correctional Facility (HVM) and the Huron Valley Center (HVC) were integrated into the Huron Valley Complex.

Effective May 2009 the Huron Valley Complex changed to Women's Huron Valley Correctional Facility.

Age Limits: Females, 17 and older
Security Level: I, Secure I, II and IV
Total Capacity: 2,039
Net Operating Capacity: 1,982

Appropriation for FY 2011: \$58,047,600
Appropriated per diem for prisoner care and custody: \$88.85

Woodland Center Correctional Facility (WCC)

Warden Joan Roggenbuck
Deputy Warden Lucille Evans
9036 E. M-36
Whitmore Lake, MI 48189
(734) 449-3900; FAX (734) 449-3904

Opened: April 2009
Formerly W. J. Maxey Boy's Training School, WCC offers psychiatric treatment to male prisoners with severe mental health symptoms. One housing unit houses Level I General Population prisoners for facility work crews. A 23 bed Infirmary offers medical services to mentally ill and general population prisoners including dialysis.

Total Capacity: 328
Net Operating Capacity: 300
Age Limits: Males, 17 and older
Security Level: I, IV

Appropriation for FY 2011: \$25,519,200
Appropriated per diem for prisoner care and custody: \$213.16

Muskegon Correctional Facility (MCF)

Warden Michael Curley
Deputy Warden Rick Smith
2400 S. Sheridan Drive
Muskegon, MI 49442
(231) 773-3201; FAX (231) 773-3657

MCF opened in 1974 with Total and Net Operating Capacities of 1,150. It was a Security Level II facility and housed males 17 and older. MCF closed in February 2010. It re-opened in April 2010, specifically to house prisoners in beds contracted for by the State of Pennsylvania. Following contract withdrawal, it closed for a final time in May 2011.

Following its closure in February 2010, MCF was not subsequently included as a part of any of the MDOC's reported operating capacity.

Crane, Florence Correctional Facility (ACF)

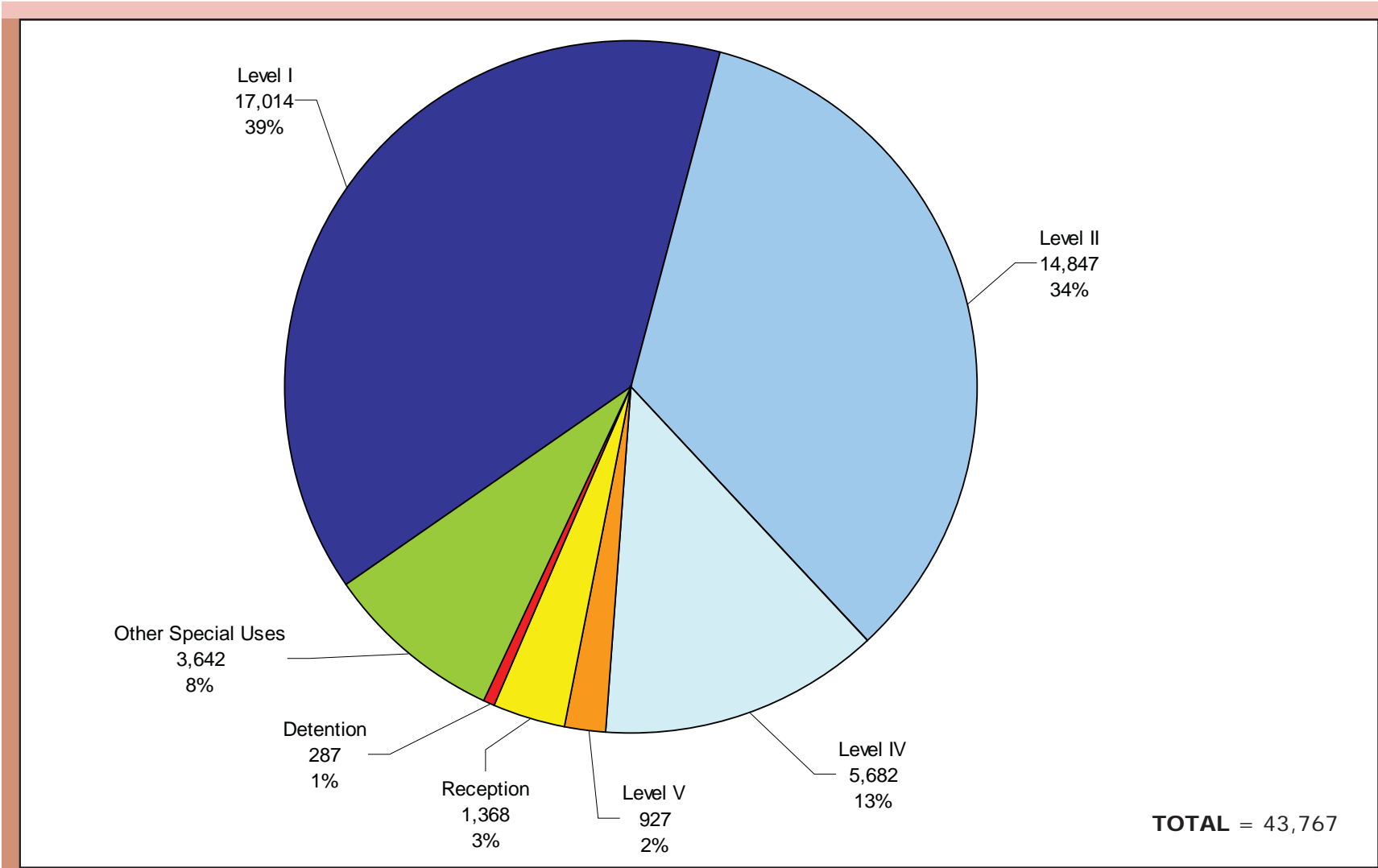
Warden Carol Howes @ LCF
Deputy DeWayne Burton
38 Fourth Street
Coldwater, MI 49036
(517) 279-9165; FAX (517) 279-0327 @ LCF

ACF opened in April 1985, and re-opened for men in November 2000. ACF closed in June 2011.

C Net Operating Capacity by Security Level

As of December 31, 2011

C-10



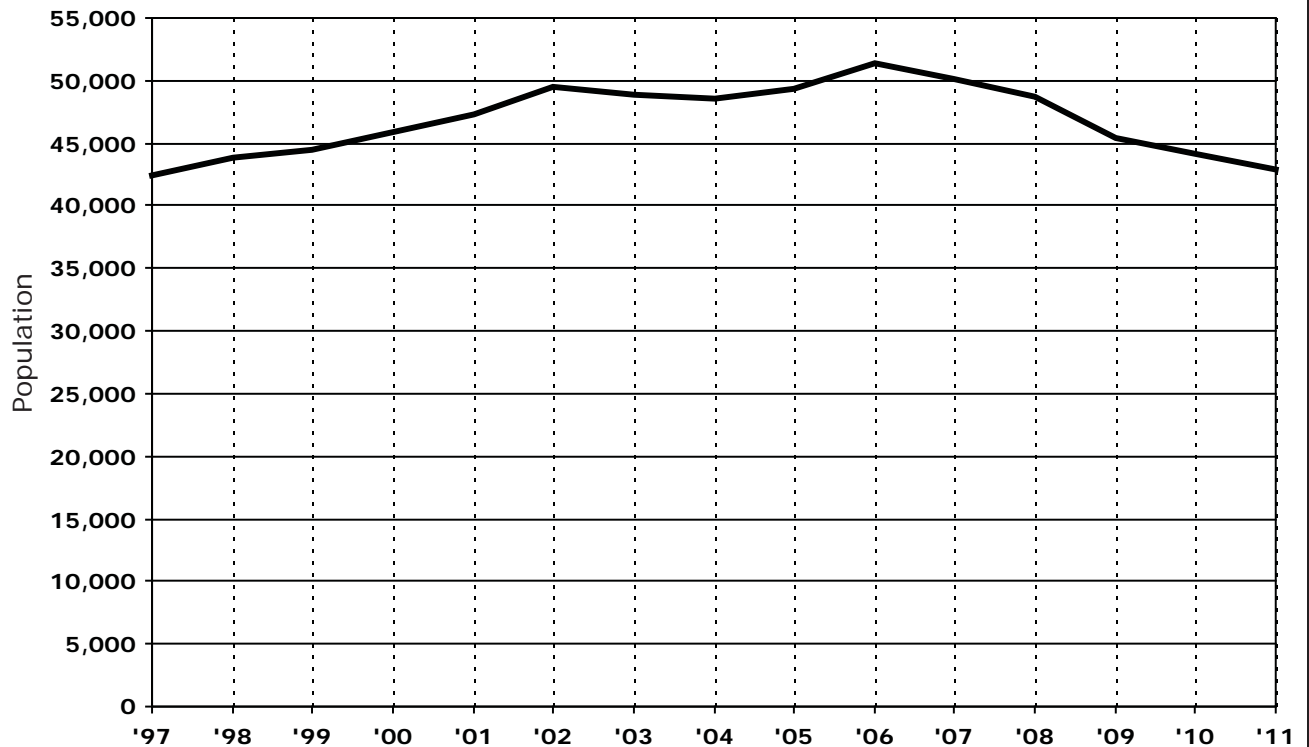
SOURCE: MDOC Capacity Certification Survey

Ca

Year-End Prison Population (Institutions)

Calendar Years 1997 - 2011

Year	Year-End Population	Numerical Change	Percent Change
1997	42,426	2,244	5.6
1998	43,821	1,395	3.3
1999	44,500	679	1.5
2000	45,821	1,321	3.0
2001	47,317	1,496	3.3
2002	49,459	2,142	4.5
2003	48,887	(572)	(1.2)
2004	48,557	(330)	(0.7)
2005	49,377	820	1.7
2006	51,454	2,077	4.2
2007	50,203	(1,251)	(2.4)
2008	48,686	(1,517)	(3.0)
2009	45,478	(3,208)	(6.6)
2010	44,113	(1,365)	(3.0)
2011	42,904	(1,209)	(2.7)



SOURCE: Prison Census Reports



Total Prisoner Population, Prison Commitments and Michigan Census: 1952 - 2011

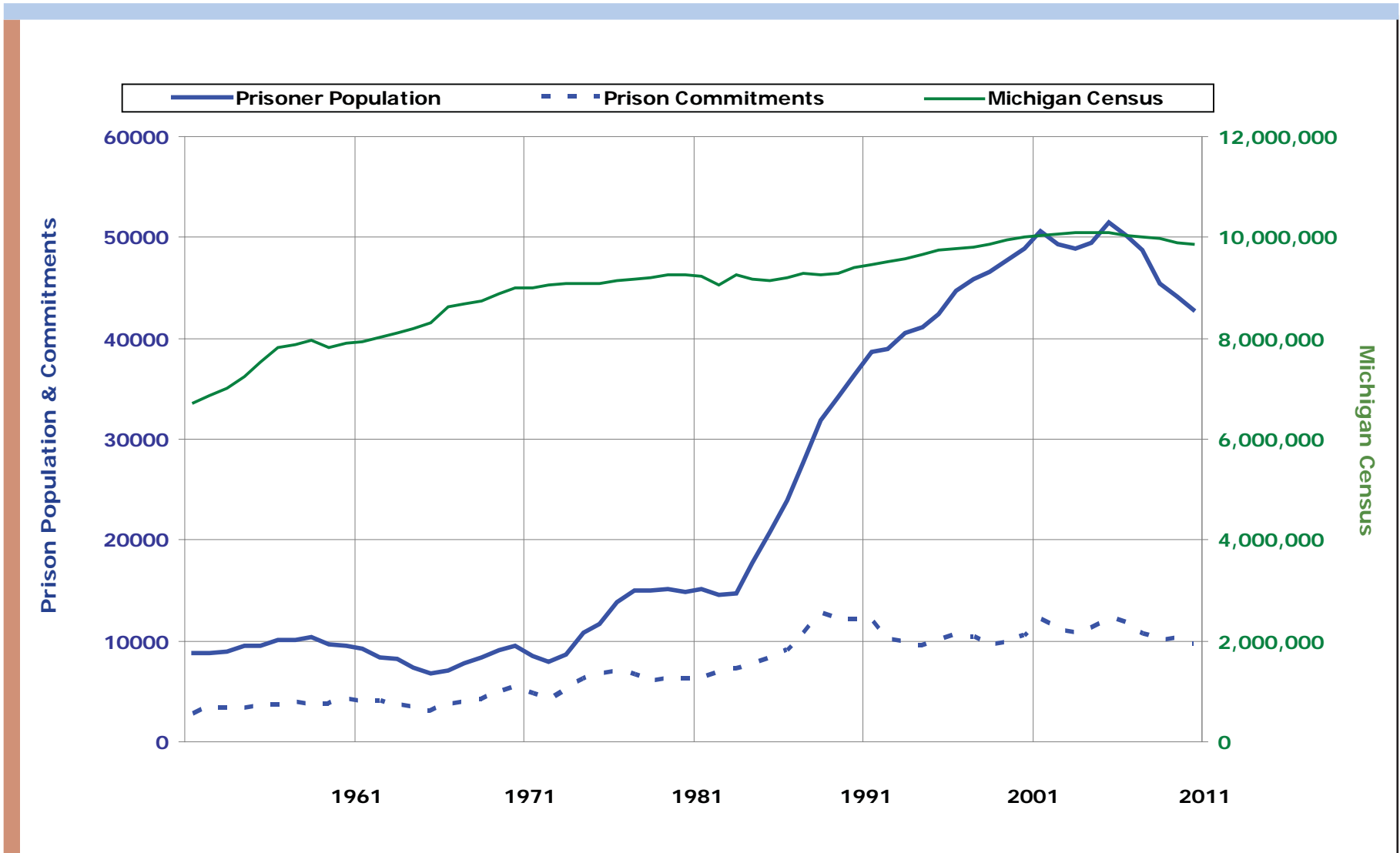
Year	Total Prisoner Population ¹	Prison Commitments (Incl. Add. Sentence Imposed)	Michigan Census
1952	8,774	2,779	6,708,000
1953	8,870	3,530	6,852,000
1954	8,912	3,386	7,024,000
1955	9,571	3,270	7,236,000
1956	9,547	3,601	7,516,000
1957	10,071	3,588	7,803,000
1958	10,138	3,890	7,866,000
1959	10,334	3,667	7,960,000
1960	9,622	3,706	7,823,194
1961	9,550	4,123	7,903,000
1962	9,197	3,832	7,939,000
1963	8,338	3,990	8,030,000
1964	8,264	3,741	8,100,000
1965	7,345	3,280	8,199,283
1966	6,754	3,088	8,314,070
1967	7,037	3,719	8,615,000
1968	7,743	3,950	8,675,000
1969	8,409	4,169	8,734,000
1970	9,079	4,907	8,875,083
1971	9,547	5,446	8,996,000
1972	8,471	4,734	9,013,475
1973	7,874	4,114	9,061,000
1974	8,630	5,172	9,094,000
1975	10,855	6,218	9,092,000
1976	11,737	6,596	9,100,000
1977	13,824	7,071	9,138,000
1978	14,944	6,681	9,181,000
1979	15,063	5,843	9,207,000
1980	15,148	6,212	9,262,078
1981	14,923	6,138	9,270,000
1982	15,082	6,409	9,227,300
1983	14,508	6,897	9,050,282
1984	14,658	7,154	9,262,044
1985	17,744	7,767	9,170,000
1986	20,739	8,289	9,143,600
1987	23,977	9,092	9,205,800
1988	27,720	10,759	9,300,100
1989	31,834	12,760	9,273,300
1990	34,209	12,099	9,295,297 (actual)
1991	36,293	12,179	9,395,022
1992	38,628	12,191	9,470,323
1993	38,942	10,299	9,529,240
1994	40,501	9,751	9,584,481
1995	41,112	9,523	9,659,871
1996	42,349	10,047	9,739,184
1997	44,771	10,575	9,785,450
1998	45,879	10,433	9,820,231
1999	46,617	9,656	9,863,775
2000	47,718	9,743	9,938,444 (actual)
2001	48,849	10,498	10,004,341
2002	50,591	12,138	10,037,303
2003	49,357	11,167	10,065,881
2004	48,831	10,772	10,090,280
2005	49,493	11,273	10,093,266
2006	51,515	12,283	10,083,878
2007	50,233	11,851	10,049,790
2008	48,713	10,678	10,003,422
2009	45,478	10,130	9,969,727
2010	44,113	10,175	9,883,640 (actual)
2011	42,904	9,694	9,876,187

¹ Total Prisoner Population includes prisoners in the institutions and the SAI - Prison program (and Community Residential Programs in the relevant years). **SOURCES:** Prisoner Population - Prisoner Census Report; Commitments - Corrections Management Information System (CMIS); Michigan Census - U.S. Census Bureau. Figures for the years 1990, 2000 and 2010 reflect actual Census data.



Trends in Prisoner Population, Prison Commitments and Michigan Census: 1952 - 2011

C - 13



NOTES: Total Prisoner Population includes prisoners in the institutions and camps and the SAI - Prison program (and Community Residential Programs in the relevant years). Prison Commitments include additional sentence imposed.

SOURCES: Prisoner Population - Prisoner Census Report; Commitments - Corrections Management Information System (CMIS); Michigan Census - U.S. Census Bureau. Figures for the years 1990, 2000 and 2010 reflect actual Census data.

C1 2011 Total Prisoner Population by Minimum Term Distribution - All Offenses

C - 14

			TOTAL*	.5	1	1.5	2	2.5	3	3.5	4	4.5	5	10	15	20	25	>25	LIFE	AVG		
GRAND TOTALS			42,904	211	1,761	2,597	5,402	1,628	2,406	813	1,551	820	2,380	7,511	3,873	2,480	1,809	2,141	5,046	8.9		
			41,752	167	1,621	2,489	5,239	1,592	2,367	791	1,546	815	2,368	7,483	3,861	2,462	1,799	2,131	5,021	9.0		
			677	44	140	108	163	36	39	22	5	5	12	28	12	18	10	10	25	3.6		
Compiled Laws	Offense	Max. Penalty																				
28.2931	State ID Card - False Application	5 ATTEMPTS	2			1	1														1.7	
28.2951A-A	State ID Card - Alter/Forge/Use to Commit Felony	10 ATTEMPTS	1		1																	1.0
28.729	Sex Offender - Fail to Register	4 ATTEMPTS	121	3	28	42	23	14	2	2	7										1.6	
			2	1					1												1.6	
28.7291A	Sex Offender - Fail to Register	4 ATTEMPTS	2		1								1								3.0	
			1			1															1.3	
28.7291B	Sex Offender - Fail to Register, 2nd Offense	7 ATTEMPTS	31		13	7	6	2	1		2										1.6	
28.7291C	Sex Offender - Fail to Register, 3rd Offense	10 ATTEMPTS	9		4	1	3		1												1.5	
28.7292	Sex Offenders - Failure to Comply w/ Duties	MISD ATTEMPTS	2		1	1															1.1	
28.7292C	Sex Offender - Fail to Report, 3rd Offense	4 ATTEMPTS	4		1	2	1														1.4	
257.254	Motor Vehicle Code - Intent to Pass False Title	10 ATTEMPTS	7			3	2		1						1						3.5	
257.257	License Documents/Plates - Forgery	5 ATTEMPTS	3		1		1		1												1.8	
257.602A2	Police Officer - Flee - 4th Degree (Vehicle Code)	2 ATTEMPTS	14		4	6	2			1	1										1.6	
257.602A3-A	Police Officer - Flee - 3rd Degree (Vehicle Code)	5 ATTEMPTS	229	4	52	54	76	10	17	3	4	3	1	5							1.8	
			1		1																1.0	
257.602A4	Police Officer - Flee - Serious Bodily Injury (Vehicle Code)	4 ATTEMPTS	1								1										4.0	
257.602A4-A	Police Officer - Flee - 2nd Degree (Vehicle Code)	10 ATTEMPTS	94	3	10	6	19	9	15	3	6	3	7	12						1	3.1	
257.602A5	Police Officer - Flee - 1st Degree (Vehicle Code)	15 ATTEMPTS	3									2		1							6.1	
257.617	Fail to Stop at Accident - Serious Impairment/Death	5 ATTEMPTS	17			2	6	1	3	3	1		1								2.5	
257.6173	Fail to Stop at Accident - At Fault Death Result	15 ATTEMPTS	12				1		1	1		2	2	4	1						5.9	
257.6251-A	Operating Vehicle Intoxicated	MISD ATTEMPTS	1													1					20.0	
257.62510C	Operating Vehicle Intoxicated - 3rd Offense	1 ATTEMPTS	1				1														1.9	

NOTE: Be sure to check for related offense codes when examining a particular type of crime. They may or may not be in sequential order or even on the same page.

C1 2011 Total Prisoner Population by Minimum Term Distribution - All Offenses

C - 15

			TOTAL*	.5	1	1.5	2	2.5	3	3.5	4	4.5	5	10	15	20	25	>25	LIFE	AVG	
GRAND TOTALS			42,904	211	1,761	2,597	5,402	1,628	2,406	813	1,551	820	2,380	7,511	3,873	2,480	1,809	2,141	5,046	8.9	
			41,752	167	1,621	2,489	5,239	1,592	2,367	791	1,546	815	2,368	7,483	3,861	2,462	1,799	2,131	5,021	9.0	
			677	44	140	108	163	36	39	22	5	5	12	28	12	18	10	10	25	3.6	
Compiled Laws	Offense	Max. Penalty																			
257.6254	Operating Vehicle Intoxicated, Causing Death	15 ATTEMPTS	186			3	5	12	12	2	25	3	32	75	12	3			1	1	6.2
			2				1		1												2.5
257.6254A	Operating Vehicle Intoxicated, Causing Death	15 ATTEMPTS	8					1	2	1	1		1	2							4.1
257.6255-A	Operating Vehicle Intoxicated, Causing Serious Injury	5 ATTEMPTS	66		4	14	20	7	5	5	2		2	5	2						2.8
			1				1														1.7
257.6256	Operating Vehicle Intoxicated, Impaired - 3rd Felony	5 ATTEMPTS	1								1										4.0
257.6256D	Operating Vehicle Intoxicated, Contr. Sub. - 3rd Offense	5 ATTEMPTS	799	2	92	219	270	78	81	22	26		4	5							1.9
257.6257A2	Operating Vehicle Intoxicated, w/ Occupant <16 - 2nd+ Offense	5 ATTEMPTS	14		2	5	4	1	1					1							1.9
257.6263	Driving - Reckless - Causing Serious Impairment of Body Function	5 ATTEMPTS	1				1														1.9
257.6264	Driving - Reckless - Causing Death	15 ATTEMPTS	2						1					1							4.2
257.903	Motor Vehicle Code, False Certification	5 ATTEMPTS	1				1														1.9
257.9044	Operate - License Susp./Rev./Denied, Causing Death	15 ATTEMPTS	13				1	1	1	1			2	6		1					6.6
257.9045	Operate - License Susp./Rev./Denied, Causing Serious Injury	5 ATTEMPTS	10			1	5		2		2										2.4
287.3231	Dangerous Animal, Causing Death	15 ATTEMPTS	1								1										3.6
287.3232	Dangerous Animal, Causing Serious Injury	4 ATTEMPTS	1										1								5.0
324.31154	Water Resources Protection Violation Endangerment/Death	5 ATTEMPTS	1										1								5.0
324.801764	Marine Safety, Operating Under Influence, Death	15 ATTEMPTS	2						1					1							5.6
333.5210	AIDS - Sexual Penetration w/ Uninformed Partner	4 ATTEMPTS	4			1					3										3.3
333.73413	Contr. Sub. - Imitation Mfg/ Distribution	2 ATTEMPTS	10	1	3	2	2		2												1.5
333.74012A1	Contr. Sub. - Del/Mfg 1,000+ Grams (Narc. or Cocaine)	LIFE ATTEMPTS	167						1	1	3		2	32	32	30	10	10	46	15.1	
			2													1		1			30.0
333.74012A2	Contr. Sub. - Del/Mfg 450 - 999 Grams (Narc. or Cocaine)	30 ATTEMPTS	110						2		3	3	1	37	27	33	4				13.2

NOTE: Be sure to check for related offense codes when examining a particular type of crime. They may or may not be in sequential order or even on the same page.

C1 2011 Total Prisoner Population by Minimum Term Distribution - All Offenses

C - 16

			TOTAL*	.5	1	1.5	2	2.5	3	3.5	4	4.5	5	10	15	20	25	>25	LIFE	AVG
GRAND TOTALS			42,904	211	1,761	2,597	5,402	1,628	2,406	813	1,551	820	2,380	7,511	3,873	2,480	1,809	2,141	5,046	8.9
			41,752	167	1,621	2,489	5,239	1,592	2,367	791	1,546	815	2,368	7,483	3,861	2,462	1,799	2,131	5,021	9.0
			677	44	140	108	163	36	39	22	5	5	12	28	12	18	10	10	25	3.6
Compiled Laws	Offense	Max. Penalty																		
333.74012A3	Contr. Sub. - Del/Mfg 50 - 449 Grams (Narc. or Cocaine)	20 ATTEMPTS	456		2	2	12	5	18	6	25	34	44	262	34	6	2		4	7.2
			7				5		2											2.2
333.74012A4	Contr. Sub. - Del/Mfg Under 50 Grams (Narc. or Cocaine)	20 ATTEMPTS	879	11	96	144	242	82	105	30	57	10	33	56	9	1	2		1	2.7
			44	6	26	4	4	2	2											1.1
333.74012B-A	Contr. Sub. - Del/Mfg (Sched. 1-3), Except Marijuana	7 ATTEMPTS	40	1	8	12	12	1	3	1			1	1						1.9
			1						1											3.0
333.74012B1	Contr. Sub. - Del/Mfg Meth/Ecstasy	20 ATTEMPTS	210		3		9	10	29	6	10	39	24	71	8	1				5.2
			6		3		1						1	1						2.9
333.74012C-A	Contr. Sub. - Del/Mfg (Sched. 4)	4 ATTEMPTS	6			1	3	1	1											2.0
333.74012D1	Contr. Sub. - Del/Mfg 45 or More Kilograms Marijuana	15 ATTEMPTS	11	1	1	1	1	1	2					4						3.4
			1		1															1.0
333.74012D2	Contr. Sub. - Del/Mfg 5 to <45 Kilograms Marijuana	7 ATTEMPTS	15		1	2	5	3	1		1		1	1						2.5
333.74012D3	Contr. Sub. - Del/Mfg Marijuana	4 ATTEMPTS	187	4	44	55	57	15	8	1	3									1.6
333.74012F	Prescription Forms - Del/Mfg/Intent	7 ATTEMPTS	1				1													2.0
333.7401C2A	Contr. Sub. - Operate/Maintain Lab	10 ATTEMPTS	20		1	4	3	2	2	2			3	2	1					3.5
333.7401C2B	Contr. Sub. - Operate/Maintain Lab Near Minor	20 ATTEMPTS	17			1	1	2	1	3	1		1	6	1					5.2
333.7401C2C	Contr. Sub. - Operate/Maintain Lab Involving Hazardous Waste	20 ATTEMPTS	30				2		5	1	3	2	5	11		1				5.4
333.7401C2D	Contr. Sub. - Operate/Maintain Lab Near Specified Places	20 ATTEMPTS	21					2	3	1	2	2		10	1					5.6
333.7401C2E	Contr. Sub. - Operate/Maintain Lab Involving Firearm	25 ATTEMPTS	9						1	2	1	2		3						5.2
333.7401C2F	Contr. Sub. - Operate/Maintain Lab Involving Meth	20 ATTEMPTS	365			4	30	9	108	9	24	49	37	89	6					4.3
			5			2	1						2	2						3.5
333.74022A	Contr. Sub. - Create/Del./Intent Counterfeit (Narcotic)	10 ATTEMPTS	5		1	4														1.3
333.74022B	Contr. Sub. - Create/Del./Intent Counterfeit (Sched. 1-3)	5 ATTEMPTS	2				1						1							3.4
333.74022E	Contr. Sub. - Create/Deliver Analogue	15 ATTEMPTS	10		2		2	1	1	2	1			1						2.8
333.74032A	Contr. Sub. - Possess	LIFE ATTEMPTS	1													1				20.0

NOTE: Be sure to check for related offense codes when examining a particular type of crime. They may or may not be in sequential order or even on the same page.

C1 2011 Total Prisoner Population by Minimum Term Distribution - All Offenses

C - 17

GRAND TOTALS			TOTAL*	.5	1	1.5	2	2.5	3	3.5	4	4.5	5	10	15	20	25	>25	LIFE	AVG	
			42,904	211	1,761	2,597	5,402	1,628	2,406	813	1,551	820	2,380	7,511	3,873	2,480	1,809	2,141	5,046	8.9	
			41,752	167	1,621	2,489	5,239	1,592	2,367	791	1,546	815	2,368	7,483	3,861	2,462	1,799	2,131	5,021	9.0	
			677	44	140	108	163	36	39	22	5	5	12	28	12	18	10	10	25	3.6	
Compiled Laws	Offense	Max. Penalty																			
333.74032A1	Contr. Sub. - Possess 1,000+ Grams (Narcotic)	LIFE ATTEMPTS	26				1			1				6	1					17	7.9
333.74032A2	Contr. Sub. - Possess 450 - 999 Grams (Narcotic)	30 ATTEMPTS	14						1		1		1	3	3	5					12.0
333.74032A3	Contr. Sub. - Possess 50 - 449 Grams (Narcotic)	20 ATTEMPTS	56				3		4	1	3	4	5	30	3	2				1	7.0
333.74032A4	Contr. Sub. - Possess 25 - 49 Grams (Narcotic)	4 ATTEMPTS	7		1	3	2	1													1.6
333.74032A5	Contr. Sub. - Possess <25 Grams (Narcotic)	4 ATTEMPTS	252	20	51	88	51	21	15		4			2							1.5
333.74032B-A	Contr. Sub. - Possess Analogues/Sched. 1-4	2 ATTEMPTS	27	1	5	9	9	3													1.5
333.74032B-B	Contr. Sub. - Possess Analogues/Sched. 1-4	2 ATTEMPTS	1			1															1.5
333.74032B1	Contr. Sub. - Possess Methamphetamine	10 ATTEMPTS	130	1	10	31	43	6	16	11	4		3	5							2.2
333.74032D	Contr. Sub. - Possess Marijuana	1 ATTEMPTS	6	3	2	3															1.8
333.74042A	Contr. Sub. - Use (Narcotic/Cocaine/Meth/Ecstasy)	1 ATTEMPTS	8	3	2	3															.9
333.74042B	Contr. Sub. - Use	1 ATTEMPTS	1		1																1.0
333.7405D	Contr. Sub. - Maintain Drug House	2 ATTEMPTS	1			1															1.1
333.7405E	Contr. Sub. - Maintain Drug House	2 ATTEMPTS	6		1	3	1		1												1.6
333.74071C	Contr. Sub. - Obtain by Fraud	4 ATTEMPTS	1			1															1.5
333.74071G	Contr. Sub. - Counterfeit Prescription Form	4 ATTEMPTS	15		5	1	8		1												1.6
333.7407A1-A	Contr. Sub. - Attempt Felony	LIFE ATTEMPTS	3			1	2														1.6
333.74101-A	Contr. Sub. - Deliver to Minor <50 Grams (Narcotic/Cocaine)	40 ATTEMPTS	2		1		1														1.4
333.74101-D	Contr. Sub. - Delivery to Minor, Sched. 4 and Marijuana	8 ATTEMPTS	6			1								3	2						9.3
333.74102-A	Contr. Sub. - Deliver <50 Grams, School Prop. (Narc/Cocaine)	60 ATTEMPTS	4			1	2				1										2.3
333.74102-A	Contr. Sub. - Deliver <50 Grams, School Prop. (Narc/Cocaine)	60 ATTEMPTS	19		1		12		3	1	1			1							2.5

NOTE: Be sure to check for related offense codes when examining a particular type of crime. They may or may not be in sequential order or even on the same page.

C1 2011 Total Prisoner Population by Minimum Term Distribution - All Offenses

C - 18

			TOTAL*	.5	1	1.5	2	2.5	3	3.5	4	4.5	5	10	15	20	25	>25	LIFE	AVG	
GRAND TOTALS			42,904	211	1,761	2,597	5,402	1,628	2,406	813	1,551	820	2,380	7,511	3,873	2,480	1,809	2,141	5,046	8.9	
			41,752	167	1,621	2,489	5,239	1,592	2,367	791	1,546	815	2,368	7,483	3,861	2,462	1,799	2,131	5,021	9.0	
			677	44	140	108	163	36	39	22	5	5	12	28	12	18	10	10	25	3.6	
Compiled Laws	Offense	Max. Penalty																			
333.74103	Contr. Sub. - Intent Deliver <50 Grams, School Prop (Narc.)	40 ATTEMPTS	5				5														2.0
333.74104-A	Contr. Sub. - Possess on School/ Library Prop. (Narc./Coc.) <25 gr	8 ATTEMPTS	1			1															1.5
333.74104-B	Contr. Sub. - Possess on School/ Library Property (Sched.1-4)	4 ATTEMPTS	1			1															1.5
333.7416	Contr. Sub. - Induce Minor to Felony	LIFE ATTEMPTS	1							1											3.5
400.601-B	Fraud - Welfare, Over \$500	4 ATTEMPTS	1				1														1.8
			1			1															1.2
400.71313A	Adult Foster Care - Operate Facility w/o License	2 ATTEMPTS	1			1															1.3
436.17012	Alcohol - Sell/Furnish to Minor, Causing Death	10 ATTEMPTS	1				1														2.0
			1						1												3.0
445.4332	Buy/Sell Stolen Non Ferrous Metals - 1st Offense	5 ATTEMPTS	2		2																1.0
445.65	Identity Theft	5 ATTEMPTS	49		9	18	12	4	4	1	1										1.7
445.67	Identity Theft - Obtain/Possess/ Transfer ID w/ Intent	5 ATTEMPTS	5		1	2		1	1												1.7
500.45112	Insurance Fraud - Conspiracies	10 ATTEMPTS	1			1															1.5
570.152	Contractor - Fraudulent Use of Building Contract Fund	3 ATTEMPTS	1				1														2.0
722.6335B	Child Abuse - Intentional False Report Felony	VAR ATTEMPTS	1				1														1.9
722.675	Distribute Obscene Matter to Children	2 ATTEMPTS	4			1		2			1										2.4
750.10A	Sexually Delinquent Person	LIFE ATTEMPTS	8	1					1				2	3	1						6.7
750.110	Breaking & Entering - Bldg. w/ Intent	15 ATTEMPTS	790	10	72	103	211	69	94	30	55	8	39	74	8	7	2	6	2	3.3	
			43	1	19	9	11	1	1					1							1.5
750.110-A	Breaking & Entering - Unoccupied Bldg. w/ Intent	10 ATTEMPTS	4				1		1		1						1				8.4
750.110-B	Breaking & Entering - Occupied Bldg. w/ Intent	15 ATTEMPTS	8	1			1			1			1	2				2			10.0
750.110A2	Home Invasion - 1st Degree	20 ATTEMPTS	1,644		14	36	69	52	131	29	69	83	148	739	186	62	16	9	1	7.2	
			22		1	5	7	3	1				3		2						4.2

NOTE: Be sure to check for related offense codes when examining a particular type of crime. They may or may not be in sequential order or even on the same page.

C1 2011 Total Prisoner Population by Minimum Term Distribution - All Offenses

C - 19

			TOTAL*	.5	1	1.5	2	2.5	3	3.5	4	4.5	5	10	15	20	25	>25	LIFE	AVG	
GRAND TOTALS			42,904	211	1,761	2,597	5,402	1,628	2,406	813	1,551	820	2,380	7,511	3,873	2,480	1,809	2,141	5,046	8.9	
			41,752	167	1,621	2,489	5,239	1,592	2,367	791	1,546	815	2,368	7,483	3,861	2,462	1,799	2,131	5,021	9.0	
			677	44	140	108	163	36	39	22	5	5	12	28	12	18	10	10	25	3.6	
Compiled Laws	Offense	Max. Penalty																			
750.110A3	Home Invasion - 2nd Degree	15																			
	ATTEMPTS		1,533	10	44	92	281	178	230	57	173	42	156	233	25	7	2	1	2	3.8	
			27	1	6	8	7		1				3	1						2.0	
750.110A4	Home Invasion - 3rd Degree	5																			
	ATTEMPTS		135	2	12	38	44	18	9	5	6		1							1.9	
			2	1	1															.6	
750.111	Breaking & Entering - Entry w/o	5																			
	Breaking, w/ Intent	ATTEMPTS	42	2	8	12	13	2	1	1			1	1						1	1.8
			1	1																.5	
750.116	Burglar's Tools - Possess	10																			
	ATTEMPTS		38		4	4	17	2	2	1	4		1			1	1			1	3.2
			1		1																1.0
750.117	Public Officer - Bribery	4																			
	ATTEMPTS		2			1			1												2.0
750.118	Public Officer - Accepting Bribe	10																			
	ATTEMPTS		1			1															1.4
750.1227A	Witness - Bribe/Intimidate/	4																			
	Interfere	ATTEMPTS	11		1	6	2	1		1											1.6
750.1227B	Witness - Bribe/Intimidate/	10																			
	Interfere	ATTEMPTS	11				1	1			1		7	1							4.4
750.1227C	Witness - Intimidate/Threaten	15																			
	to Kill or Injure	ATTEMPTS	14			1	1	1		2			2	7							5.1
			2						1	1											3.0
750.1228	Witness - Retaliate Against	10																			
	ATTEMPTS		2			1		1													1.8
750.1313B2	Check - Non-Sufficient Funds,	2																			
	\$100 - <\$500 - 3rd+ Offense	ATTEMPTS	1			1															1.3
750.1313C	Check - Non-Sufficient Funds,	2																			
	\$500 or more	ATTEMPTS	2			1	1														1.7
750.131A1	Check - No Account	2																			
	ATTEMPTS		7		1	1	4	1													1.7
750.131A2	Check - Non-Sufficient Funds,	2																			
	Three w/in 10 days	ATTEMPTS	3			1	2														1.7
750.136A	Torturing Children	10																			
	ATTEMPTS		1																1		30.0
750.136B	Child Abuse	15																			
	ATTEMPTS		1												1						15.0
750.136B2	Child Abuse - 1st Degree	15																			
	ATTEMPTS		108		1	2	5	3	10	3	9	1	13	49	7	2	1	1	1	7.2	
			5			2				3										2.7	
750.136B3	Child Abuse - 2nd Degree	4																			
	ATTEMPTS		28		3	8	6	5	1	1	3			1							2.3
			1		1																1.0
750.136B4	Child Abuse - 3rd Degree	2																			
	ATTEMPTS		10		3	2	1	1	2		1										1.9

NOTE: Be sure to check for related offense codes when examining a particular type of crime. They may or may not be in sequential order or even on the same page.

C1 2011 Total Prisoner Population by Minimum Term Distribution - All Offenses

C - 20

			TOTAL*	.5	1	1.5	2	2.5	3	3.5	4	4.5	5	10	15	20	25	>25	LIFE	AVG	
GRAND TOTALS			42,904	211	1,761	2,597	5,402	1,628	2,406	813	1,551	820	2,380	7,511	3,873	2,480	1,809	2,141	5,046	8.9	
			41,752	167	1,621	2,489	5,239	1,592	2,367	791	1,546	815	2,368	7,483	3,861	2,462	1,799	2,131	5,021	9.0	
			677	44	140	108	163	36	39	22	5	5	12	28	12	18	10	10	25	3.6	
Compiled Laws	Offense	Max. Penalty																			
750.145A	Accost/Solicit Child for Immoral Purposes	1 ATTEMPTS	1						1											3.0	
750.145A-A	Children - Accost for Immoral Purposes	4 ATTEMPTS	31		2	5	14	5	5											2.0	
750.145C	Child Sexually Abusive Activity	20 ATTEMPTS	4							1	1			1	1					7.3	
750.145C2	Child Sexually Abusive Activity	20 ATTEMPTS	153		2	2	4	4	12		6	5	12	68	32	5	1			8.1	
750.145C3	Child Sexually Abusive Activity, Promote or Distribute	7 ATTEMPTS	8		2		3		2	1										2.1	
750.145C4-A	Child Sexually Abusive Material, Possess	4 ATTEMPTS	31		4	5	14	6	1		1									1.8	
750.145D2D	Computer/Internet - Plan Crime w/ Other, Max 4 - <10 yrs	10 ATTEMPTS	13			3	4	1	3	1				1						2.4	
750.145D2F	Computer/Internet - Plan Crime w/ Other, Max 15+ yrs	20 ATTEMPTS	26		3	3	2	1	1		2	1	5	8						4.6	
750.145N1	Vulnerable Adult Abuse - 1st Degree	15 ATTEMPTS	1											1						6.0	
750.145N2	Vulnerable Adult Abuse - 2nd Degree	4 ATTEMPTS	1						1											2.7	
750.147B	Ethnic Intimidation	2 ATTEMPTS	1				1													2.0	
750.157A	Compounding Offenses	5 ATTEMPTS	8				1		1		1					2			3	7.1	
750.157B	Homicide - Solicitation of Murder	LIFE ATTEMPTS	8													2			4	2	27.8
750.157B2	Homicide - Solicitation of Murder	LIFE ATTEMPTS	29					1		1		1	1	9	4	3	2	5	2	17.3	
750.157C	Minors - Induce to Commit Felony	VAR ATTEMPTS	2		1				1											2.0	
750.157N1	Financial Transaction Device - Steal/Retain w/o Consent	4 ATTEMPTS	1																1		
750.157N2	Financial Transaction Device - Possess Fraudulent One	4 ATTEMPTS	43	1	7	15	12	2	3		2		1							1.7	
750.157P	Financial Transaction Device - Possess w/ Intent to Use/Sell	4 ATTEMPTS	2	1	1															.6	
750.157Q	Financial Transaction Device - Illegal Sale/Use	4 ATTEMPTS	2		1	1			3											1.0	
			5		1	1														2.2	
			14		6	3	3	1	1												1.5
			2		1	1															1.1

NOTE: Be sure to check for related offense codes when examining a particular type of crime. They may or may not be in sequential order or even on the same page.

C1 2011 Total Prisoner Population by Minimum Term Distribution - All Offenses

C - 21

			TOTAL*	.5	1	1.5	2	2.5	3	3.5	4	4.5	5	10	15	20	25	>25	LIFE	AVG
GRAND TOTALS			42,904	211	1,761	2,597	5,402	1,628	2,406	813	1,551	820	2,380	7,511	3,873	2,480	1,809	2,141	5,046	8.9
			41,752	167	1,621	2,489	5,239	1,592	2,367	791	1,546	815	2,368	7,483	3,861	2,462	1,799	2,131	5,021	9.0
			677	44	140	108	163	36	39	22	5	5	12	28	12	18	10	10	25	3.6
Compiled Laws	Offense	Max. Penalty																		
750.157W1C1	Financial Trans. Device - Fraud Withdraw/Transfer, \$1K - <\$20K	5 ATTEMPTS	1			1														1.1
750.158	Sodomy	15 ATTEMPTS	4			2		1		1										2.2
750.15911	Criminal Enterprise - Conduct	20 ATTEMPTS	126		1		8	2	12	6	4	10	21	43	14	4	1			6.7
750.15912	Criminal Enterprise - Acquire/Maintain	20 ATTEMPTS	1					1						1						2.4
750.15913	Criminal Enterprise - Racketeering Proceeds	20 ATTEMPTS	3							1			1	1						6.0
750.15914-A	Criminal Enterprise - Conspiracy	20 ATTEMPTS	6						2			1	1	2						6.1
750.160	Dead Bodies - Disinterment and Mutilation	10 ATTEMPTS	2				1							1						5.9
750.161	Desertion/Abandon/Non-Support	3 ATTEMPTS	2			2														4.0
750.161	Desertion/Abandon/Non-Support	3 ATTEMPTS	1		1															1.2
750.165	Child Support - Fail to Pay	4 ATTEMPTS	67	2	10	19	16	9	7	3	1									1.0
750.165	Child Support - Fail to Pay	4 ATTEMPTS	1			1														1.8
750.174-B	Embezzlement - Agent or Trustee, Over \$100	10 ATTEMPTS	1				1													1.3
750.1744A	Embezzle - Agent or Trustee, \$1K - <\$20K	5 ATTEMPTS	12		4	1	3		2	2										2.0
750.1744B	Embezzle - Agent or Trustee, \$200 - <\$1K - 2nd+ Offense	5 ATTEMPTS	2				2													1.9
750.1745A	Embezzle - Agent or Trustee, \$20K - <\$50K	10 ATTEMPTS	16		3	1	7		1				2	2						1.9
750.1746	Embezzle - \$50K - <\$100K	15 ATTEMPTS	9			1	4	2		1			1							2.6
750.1747	Embezzlement - \$100K or More	15 ATTEMPTS	22		1	1		1	1	2	5		5	5	1					2.4
750.174A4A	Embezzlement - From Vulnerable Adult, \$1K - <\$20K	5 ATTEMPTS	6		2	2	1			1										4.7
750.174A5A	Embezzlement - From Vulnerable Adult, \$20K or More	10 ATTEMPTS	5				1				2		1	1						1.7
750.174A5A	Embezzlement - From Vulnerable Adult, \$20K or More	10 ATTEMPTS	1				1													4.3
750.1814A	Embezzle - Jointly Held Property, \$1K - <\$20K	5 ATTEMPTS	1						1											2.0
750.183-A	Escape - Aiding Prisoner - Felony	7 ATTEMPTS	2						1					1						3.0
750.183-A	Escape - Aiding Prisoner - Felony	7 ATTEMPTS																		6.5

NOTE: Be sure to check for related offense codes when examining a particular type of crime. They may or may not be in sequential order or even on the same page.

C1 2011 Total Prisoner Population by Minimum Term Distribution - All Offenses

C - 22

			TOTAL*	.5	1	1.5	2	2.5	3	3.5	4	4.5	5	10	15	20	25	>25	LIFE	AVG
GRAND TOTALS			42,904	211	1,761	2,597	5,402	1,628	2,406	813	1,551	820	2,380	7,511	3,873	2,480	1,809	2,141	5,046	8.9
			41,752	167	1,621	2,489	5,239	1,592	2,367	791	1,546	815	2,368	7,483	3,861	2,462	1,799	2,131	5,021	9.0
			677	44	140	108	163	36	39	22	5	5	12	28	12	18	10	10	25	3.6
Compiled Laws	Offense	Max. Penalty																		
750.193	Escape - Prison	5																		
	ATTEMPTS																			
750.1951	Escape - From Misdemeanor Jail	2																		
	Sentence	ATTEMPTS																		
750.1952	Escape - From Felony Jail	4																		
	Sentence	ATTEMPTS																		
750.1972	Escape - Awaiting Trial for	4																		
	Felony	ATTEMPTS																		
750.197C	Escape - From Jail Through Violence	4																		
	or Assault Prison Employee	ATTEMPTS																		
750.197C-A	Assault of Prison Employee	4																		
	ATTEMPTS																			
750.199A	Bond - Abscond or Forfeit	4																		
	ATTEMPTS																			
750.206	Explosives - Place w/ Intent to	25																		
	Damage	ATTEMPTS																		
750.207	Explosives - Place Near Property	LIFE																		
	ATTEMPTS																			
750.2072B	Explosives - Place Near Property	20																		
	Cause Property Damage	ATTEMPTS																		
750.208	Explosives - Aid/Abet Placement	15																		
	ATTEMPTS																			
750.2091A	Explosives - Place w/ Intent to	15																		
	Injure	ATTEMPTS																		
750.2102C	Explosives - Possess Bomb w/ Unlawful	25																		
	Intent, Cause Physical Injury	ATTEMPTS																		
750.211A2A	Explosives - Mfg/Possess Explosive/	15																		
	Other w/ Malicious Intent	ATTEMPTS																		
750.211A2B	Explosives - Mfg/Possess Molotov	20																		
	Cocktail/Other w/ Prop. Damage	ATTEMPTS																		
750.211A2C	Explosives - Mfg/Possess Molotov	25																		
	Cocktail/Other w/ Physical Injury	ATTEMPTS																		
750.213	Extortion	20																		
	ATTEMPTS																			
750.2153	Impersonate Peace Officer to	4																		
	Commit Crime	ATTEMPTS																		
750.218-B	False Pretenses - Over \$100	10																		
	ATTEMPTS																			

NOTE: Be sure to check for related offense codes when examining a particular type of crime. They may or may not be in sequential order or even on the same page.

C1 2011 Total Prisoner Population by Minimum Term Distribution - All Offenses

C - 23

			TOTAL*	.5	1	1.5	2	2.5	3	3.5	4	4.5	5	10	15	20	25	>25	LIFE	AVG
GRAND TOTALS			42,904	211	1,761	2,597	5,402	1,628	2,406	813	1,551	820	2,380	7,511	3,873	2,480	1,809	2,141	5,046	8.9
			41,752	167	1,621	2,489	5,239	1,592	2,367	791	1,546	815	2,368	7,483	3,861	2,462	1,799	2,131	5,021	9.0
			677	44	140	108	163	36	39	22	5	5	12	28	12	18	10	10	25	3.6
Compiled Laws	Offense	Max. Penalty																		
750.2184A	False Pretenses - \$1K - <\$20K	5	37	1	6	6	12	3	4	1	3		1							2.0
	ATTEMPTS																			
750.2184B	False Pretenses - \$200 - <\$1K - 2nd+ Offense	5	1		1															1.0
	ATTEMPTS																			
750.2185A	False Pretenses - \$20K or More	10	18		2	1	3	3	2	1	2		1	3						3.5
	ATTEMPTS																			
750.2185B	False Pretenses - \$1K - <\$20K - 3rd+ Offense	10	1											1						6.0
	ATTEMPTS																			
750.224A	Weapons - Taser, Possession or Sale	4	1					1												2.5
	Taser	ATTEMPTS																		
750.224B	Weapons - Firearms, Short-Barrel	5	9		3		4		2											1.7
	Shotgun/Rifle	ATTEMPTS																		
750.224F	Weapons - Firearms, Possession by Felon	5	376	1	40	31	90	30	80	11	31	3	20	22	8		3	3	3	3.5
	ATTEMPTS		2		2															1.3
750.226	Weapons - Dangerous Weapon, Carry w/ Unlawful Intent	5	28		1	6	11	3	1	1	1		2					1	1	4.7
	ATTEMPTS																			
750.227	Weapons - Carry Concealed	5	165	4	34	35	56	13	14	1	3		1	2					2	1.8
	ATTEMPTS		5	1	2	2														1.0
750.227B	Weapons - Felony Firearm	10	2				1						1							3.5
	ATTEMPTS																			
750.227B-A	Weapons - Felony Firearm	2	1,490				1,485						1	1					3	2.0
	ATTEMPTS		15				15													2.0
750.227B-B	Weapons - Felony Firearm - 2nd Offense	5	298										298							5.0
	ATTEMPTS		4										4							5.0
750.227B-C	Weapons - Felony Firearm - 3rd Offense	10	20											20						10.0
	ATTEMPTS																			
750.227C	Weapons - Firearms, Possess Loaded in Vehicle	2	2			1													1	1.3
	ATTEMPTS																			
750.227G9A	Weapons - Body Armor - Possess/Use by Violent Felon	4	1				1													2.0
	ATTEMPTS																			
750.234A	Weapons - Firearms, Discharge from Vehicle	4	1				1													2.0
	ATTEMPTS																			
750.234B	Weapons - Firearms, Discharge in/at Bldg.	4	5		1			1	2		1									2.6
	ATTEMPTS																			
750.2374	Weapons - Firearms, Discharge OUIL Cause Death	15	1															1		33.0
	ATTEMPTS																			
750.240	Willfully Raise False Fire Alarm	1	1					1												2.5
	ATTEMPTS																			

NOTE: Be sure to check for related offense codes when examining a particular type of crime. They may or may not be in sequential order or even on the same page.

C1 2011 Total Prisoner Population by Minimum Term Distribution - All Offenses

C - 24

			TOTAL*	.5	1	1.5	2	2.5	3	3.5	4	4.5	5	10	15	20	25	>25	LIFE	AVG
GRAND TOTALS			42,904	211	1,761	2,597	5,402	1,628	2,406	813	1,551	820	2,380	7,511	3,873	2,480	1,809	2,141	5,046	8.9
			41,752	167	1,621	2,489	5,239	1,592	2,367	791	1,546	815	2,368	7,483	3,861	2,462	1,799	2,131	5,021	9.0
			677	44	140	108	163	36	39	22	5	5	12	28	12	18	10	10	25	3.6
Compiled Laws	Offense	Max. Penalty																		
750.248	Forgery	14																		
	ATTEMPTS		29		4	5	10	1	3		1		1	3	1					3.0
750.249	Utter & Publish	14																		
	ATTEMPTS		274	5	41	78	81	20	16	1	13		8	8	3					2.1
			13	2	2	5	2	2												1.3
750.253	Utter & Publish - Counterfeit Bills/Notes	5																		
	ATTEMPTS		5	1	1	1	1	1												1.4
750.254	Utter & Publish - Possess Counterfeit Bank/State/Bills	5																		
	ATTEMPTS		3			1	2													1.8
750.255	Counterfeiting - Possess Tools	10																		
	ATTEMPTS		2		1			1												1.7
750.261	Counterfeiting - Coins/Possess Less than 5	10																		
	ATTEMPTS		1				1													1.7
750.280	Fraud - Common Law	10																		
	ATTEMPTS		2				1	1												2.1
750.282B	Public Utility - Fraudulent Use, Over \$500	4																		
	ATTEMPTS		1		1															1.0
750.285	Obtain Personal Identity Info w/o Permission	5																		
	ATTEMPTS		1				1													2.0
750.316	Homicide	LIFE																		
	ATTEMPTS		1,708												1			1	1,706	22.5
			10																10	
750.316-A	Homicide - Murder 1st Degree, Premeditated	LIFE																		
	ATTEMPTS		984				1									1		2	980	21.7
			3															3		
750.316-B	Homicide - Felony Murder	LIFE																		
	ATTEMPTS		622													1		1	620	30.0
750.316-C	Homicide - Open Murder, Statutory Short Form	LIFE																		
	ATTEMPTS		223													3	5	9	206	30.6
			1																1	
750.316-D	Homicide - Murder of Peace/ Corrections Officer	LIFE																		
	ATTEMPTS		1																	1
750.317	Homicide - Murder 2nd Degree	LIFE																		
	ATTEMPTS		3,670										7	164	454	718	742	935	650	25.1
			23										1	2	6	3	4	7		23.0
750.317A	Deliver Controlled Substance Cause Death	LIFE																		
	ATTEMPTS		23				1		4		1		2	6	6	2		1		9.5
			1					1												2.5
750.321	Homicide - Manslaughter	15																		
	ATTEMPTS		53				1	1	1	3	3	1	8	22	4	6		3		10.6
750.321-A	Homicide - Manslaughter, Statutory Short Form	15																		
	ATTEMPTS		176		1		2	3	6	2	9	9	19	94	22	6		3		8.4
			4						4											3.0
750.321-C	Homicide - Manslaughter, Involuntary	15																		
	ATTEMPTS		120			2	8	2	6	3	5	4	17	54	14	4	1			7.1

NOTE: Be sure to check for related offense codes when examining a particular type of crime. They may or may not be in sequential order or even on the same page.

C1 2011 Total Prisoner Population by Minimum Term Distribution - All Offenses

C - 25

			TOTAL*	.5	1	1.5	2	2.5	3	3.5	4	4.5	5	10	15	20	25	>25	LIFE	AVG
GRAND TOTALS			42,904	211	1,761	2,597	5,402	1,628	2,406	813	1,551	820	2,380	7,511	3,873	2,480	1,809	2,141	5,046	8.9
			41,752	167	1,621	2,489	5,239	1,592	2,367	791	1,546	815	2,368	7,483	3,861	2,462	1,799	2,131	5,021	9.0
			677	44	140	108	163	36	39	22	5	5	12	28	12	18	10	10	25	3.6
Compiled Laws	Offense	Max. Penalty																		
750.321-E	Homicide - Manslaughter w/ Motor Vehicle	15 ATTEMPTS	65				3	2	3		4	2	7	36	4	4				7.6
750.322	Homicide - Willful Killing of Unborn Child	15 ATTEMPTS	1													1				20.0
750.324	Homicide - Negligent Homicide	2 ATTEMPTS	3		1	1			1											1.7
750.329	Homicide - Manslaughter, Death w/ Weapon, Aim w/o Malice	15 ATTEMPTS	18						2	1	2	1	3	8	1					6.2
750.329A	Suicide - Assisting	5 ATTEMPTS	1						1											3.0
750.335A	Indecent Exposure (Sexually Delinquent Person)	1 ATTEMPTS	13	1			2		2			1	1	6						4.9
750.335A2B	Aggravated Indecent Exposure	2 ATTEMPTS	20		3	10	3	1	1			1	1							1.8
750.335A2C	Indecent Exposure by Sexually Delinquent Person	LIFE ATTEMPTS	24			2	2	2	1	2			5	7	3					6.0
750.336	Indecent Liberties w/ Child (nl WM)	10 ATTEMPTS	1										1							5.0
750.338	Gross Indecency Between Males, Commit/Procure	5 ATTEMPTS	4		1		1	1						1						3.0
750.338B	Gross Indecency Between Male & Female, Commit/Procure	5 ATTEMPTS	16			2	6	2	2		2		1		1					3.1
750.349	Kidnapping	LIFE ATTEMPTS	303						1	1	1		6	41	57	50	33	51	62	21.0
750.349A	Prisoner Taking Hostage	LIFE ATTEMPTS	3											2				1	1	18.0
750.349B	Unlawful Imprisonment	15 ATTEMPTS	5											1				2	2	41.6
750.350	Kidnapping - Child Enticement	LIFE ATTEMPTS	68		1		3	2	3	5	8	3	9	21	10	1		1	1	7.7
750.356	Larceny	10 ATTEMPTS	7			2			3	2										2.5
750.3562A	Larceny - \$20K or More	10 ATTEMPTS	16			1	1		1		1	1	3	2		1	1	3	1	14.0
750.3563A	Larceny - \$1K - <\$20K	5 ATTEMPTS	2		1			1												1.6
750.3563B	Larceny - \$200 - <\$1K - 2nd+ Offense	5 ATTEMPTS	1												1					12.0
750.3563B	Larceny - \$200 - <\$1K - 2nd+ Offense	5 ATTEMPTS	7		1	1	1	1	1	1				1						2.8
750.3563B	Larceny - \$200 - <\$1K - 2nd+ Offense	5 ATTEMPTS	63	1	14	21	12	5	7		2		1							1.7
750.3563B	Larceny - \$200 - <\$1K - 2nd+ Offense	5 ATTEMPTS	5		1	1	2		1											1.7

NOTE: Be sure to check for related offense codes when examining a particular type of crime. They may or may not be in sequential order or even on the same page.

C1 2011 Total Prisoner Population by Minimum Term Distribution - All Offenses

C - 26

GRAND TOTALS			TOTAL*	.5	1	1.5	2	2.5	3	3.5	4	4.5	5	10	15	20	25	>25	LIFE	AVG
			42,904	211	1,761	2,597	5,402	1,628	2,406	813	1,551	820	2,380	7,511	3,873	2,480	1,809	2,141	5,046	8.9
			41,752	167	1,621	2,489	5,239	1,592	2,367	791	1,546	815	2,368	7,483	3,861	2,462	1,799	2,131	5,021	9.0
			677	44	140	108	163	36	39	22	5	5	12	28	12	18	10	10	25	3.6
Compiled Laws	Offense	Max. Penalty																		
750.356A	Larceny - From Motor Vehicle	10																		
	ATTEMPTS																			
750.356A1	Larceny - From Motor Vehicle	5																		
	ATTEMPTS																			
750.356A2C1	Breaking & Entering - Vehicle/Semi-Trailer/House Trailer, \$1K - <\$20K	5																		
	ATTEMPTS																			
750.356A2C2	Breaking & Entering - Vehicle/Semi-/House Trailer,\$200-<\$1K-2nd+Ofns	5																		
	ATTEMPTS																			
750.356A2D1	Breaking & Entering - Vehicle/Semi-/House Trailer, \$20K or More	10																		
	ATTEMPTS																			
750.356A2D2	Breaking & Entering - Vehicle Semi-/House Trailer,\$1K-<\$20K-2nd+Ofns	10																		
	ATTEMPTS																			
750.356A3	Breaking & Entering - Vehicle Semi-Trailer/House Trailer, w/ Damage	5																		
	ATTEMPTS																			
750.356C	Retail Fraud - 1st Degree	5																		
	ATTEMPTS																			
750.356D	Retail Fraud - 2nd Degree	1																		
	ATTEMPTS																			
750.357	Larceny from Person	10																		
	ATTEMPTS																			
750.357B	Weapons - Firearms - Larceny	5																		
	ATTEMPTS																			
750.360	Larceny in Building	4																		
	ATTEMPTS																			
750.362-A	Larceny by Conversion Over \$100 (obsolete)	5																		
	ATTEMPTS																			
750.3622A	Larceny by Conversion, \$20K or More	10																		
	ATTEMPTS																			
750.3623A	Larceny by Conversion, \$1K - <\$20K	5																		
	ATTEMPTS																			
750.3623B	Larceny by Conversion, \$200 - <\$1K - 2nd+ Offense	5																		
	ATTEMPTS																			
750.362A	Fail to Return Rented Property Over \$100 (obsolete)	10																		
	ATTEMPTS																			
750.3633A	Larceny by False Personation, \$1K - <\$20K	5																		
	ATTEMPTS																			
750.3673A	Larceny - Trees & Shrubs, \$1K - <\$20K	5																		
	ATTEMPTS																			

NOTE: Be sure to check for related offense codes when examining a particular type of crime. They may or may not be in sequential order or even on the same page.

C1 2011 Total Prisoner Population by Minimum Term Distribution - All Offenses

C - 27

			TOTAL*	.5	1	1.5	2	2.5	3	3.5	4	4.5	5	10	15	20	25	>25	LIFE	AVG
GRAND TOTALS			42,904	211	1,761	2,597	5,402	1,628	2,406	813	1,551	820	2,380	7,511	3,873	2,480	1,809	2,141	5,046	8.9
			41,752	167	1,621	2,489	5,239	1,592	2,367	791	1,546	815	2,368	7,483	3,861	2,462	1,799	2,131	5,021	9.0
			677	44	140	108	163	36	39	22	5	5	12	28	12	18	10	10	25	3.6
Compiled Laws	Offense	Max. Penalty																		
750.377A1A1	Malicious Destruction Pers. Prop., \$20K Or More	10 ATTEMPTS	2			1									1					6.7
750.377A1B1	Malicious Destruction Pers. Prop., \$1K - <\$20K	5 ATTEMPTS	29		5	4	7	7	1	3			2							2.2
750.377A1B2	Malicious Destruction Pers. Prop., \$200 - <\$1K - 2nd+ Offense	5 ATTEMPTS	3	2		1	2													.8
750.377B	Malicious Destruction Fire/Police Property	4 ATTEMPTS	3			1	2													1.8
750.377C	School Bus - Intentional Damage	5 ATTEMPTS	43	1	7	12	11	4	2	2	4									1.9
750.380	Mal. Destr. Bldg.	10 ATTEMPTS	1			1							1							1.5
750.3802A	Malicious Destruction of Bldg., \$20K or More	10 ATTEMPTS	1			1			1											5.0
750.3803A	Malicious Destruction of Bldg., \$1K - <\$20K	5 ATTEMPTS	2			1														2.2
750.3804A	Malicious Destruction of Bldg., \$200 - <\$1K	1 ATTEMPTS	15		2	4	6	1			1			1						2.2
750.380A	Malicious Destruction of Bldg., Over \$100 (Obsolete)	4 ATTEMPTS	1	1																.5
750.383A	Malicious Destruction of Prop., Utility Prop.	4 ATTEMPTS	1			1														2.0
750.397	Mayhem	10 ATTEMPTS	8		2		5				1									1.9
750.411A1A	False Report of Misdemeanor	MISD ATTEMPTS	1	1																1.0
750.411A1B	False Report of Felony	4 ATTEMPTS	2				1													4.9
750.411A2	False Bomb Threat	4 ATTEMPTS	16	1		5	6		2		2									.3
750.411A3A	False Report/Threat of Bomb/Harmful Device	4 ATTEMPTS	2		1	1														2.0
750.411H2B	Stalking a Minor	5 ATTEMPTS	1					1												1.1
750.411I	Stalking - Aggravated	5 ATTEMPTS	2			2														2.5
750.411I2B	Stalking a Minor - Aggravated	10 ATTEMPTS	5			1	2			1				1						1.8
			87	2	9	16	23	10	5	4	6		3	5	3			1		3.7
			2			1	1													3.0
			3				2		1											1.5
																				2.3

NOTE: Be sure to check for related offense codes when examining a particular type of crime. They may or may not be in sequential order or even on the same page.

C1 2011 Total Prisoner Population by Minimum Term Distribution - All Offenses

C - 28

			TOTAL*	.5	1	1.5	2	2.5	3	3.5	4	4.5	5	10	15	20	25	>25	LIFE	AVG	
GRAND TOTALS			42,904	211	1,761	2,597	5,402	1,628	2,406	813	1,551	820	2,380	7,511	3,873	2,480	1,809	2,141	5,046	8.9	
			41,752	167	1,621	2,489	5,239	1,592	2,367	791	1,546	815	2,368	7,483	3,861	2,462	1,799	2,131	5,021	9.0	
			677	44	140	108	163	36	39	22	5	5	12	28	12	18	10	10	25	3.6	
Compiled Laws	Offense	Max. Penalty																			
750.411S2A	Unlawful Posting Message	2 ATTEMPTS	1			1															1.1
750.411U	Gang Membership - Assoc/Member Commit/Attempt Felony	20 ATTEMPTS	5							2	1			2							4.5
750.413	Motor Vehicle - Unlawful Drive Away	5 ATTEMPTS	213		41	44	66	23	14	5	5	2		4	8					1	2.1
750.414	Motor Vehicle - Unlawful Use	2 ATTEMPTS	4		2		1					1									2.0
750.414	Motor Vehicle - Unlawful Use	2 ATTEMPTS	13	1	6	5		1													1.2
750.4155	Motor Vehicle - Possess/Deliver - ID Plates or Labels	4 ATTEMPTS	1	1																	.5
750.422	Perjury - Court Proceeding	LIFE ATTEMPTS	3					1					1					1			12.4
750.422-A	Perjury - Court Proceeding, Capital Crime	LIFE ATTEMPTS	3											2	1						8.5
750.422-B	Perjury - Court Proceeding	15 ATTEMPTS	2			1					1										2.6
750.423	Perjury - Other Than Court Proceeding	15 ATTEMPTS	1											1							9.0
750.424	Perjury - Subornation	15 ATTEMPTS	1											1							10.0
750.425-B	Perjury - Incite/Procure, Court Proceeding	5 ATTEMPTS	1						1												3.0
750.4362A	Poisoning - Food/Drink/Medicine/ Water	15 ATTEMPTS	1											1							8.0
750.451-D	Prostitution - 3rd+ Offense	2 ATTEMPTS	4		3	1															.9
750.455	Prostitution - Pandering	20 ATTEMPTS	1										1								4.8
750.459	Prostitution - Transport Female (perhaps compel)	20 ATTEMPTS	3												2		1				16.6
750.479-B	Police Officer/Public Officer - Resist/Obstruct	2 ATTEMPTS	2			1			1												2.1
750.4792	Public Officer - Assault/Obstruct	2 ATTEMPTS	7			7															1.3
750.4793	Public Officer - Assault/Obstruct Cause Injury	4 ATTEMPTS	2			1	1														1.5
750.4794	Public Officer - Assault/Obstruct Cause Serious Injury	10 ATTEMPTS	1								1										4.0

NOTE: Be sure to check for related offense codes when examining a particular type of crime. They may or may not be in sequential order or even on the same page.

C1 2011 Total Prisoner Population by Minimum Term Distribution - All Offenses

C - 29

			TOTAL*	.5	1	1.5	2	2.5	3	3.5	4	4.5	5	10	15	20	25	>25	LIFE	AVG	
GRAND TOTALS			42,904	211	1,761	2,597	5,402	1,628	2,406	813	1,551	820	2,380	7,511	3,873	2,480	1,809	2,141	5,046	8.9	
			41,752	167	1,621	2,489	5,239	1,592	2,367	791	1,546	815	2,368	7,483	3,861	2,462	1,799	2,131	5,021	9.0	
			677	44	140	108	163	36	39	22	5	5	12	28	12	18	10	10	25	3.6	
Compiled Laws	Offense	Max. Penalty																			
750.479A2	Police Officer - Flee (Penal Code) 4th Degree	2 ATTEMPTS	6		1	1	1	2	1												1.9
750.479A3	Police Officer - Flee (Penal Code) 3rd Degree	5 ATTEMPTS	86		3	17	28	10	10	1	6	3	4	4							2.5
750.479A4-A	Police Officer - Flee (Penal Code) 2nd Degree	10 ATTEMPTS	1			1															1.7
750.479A4-A	Police Officer - Flee (Penal Code) 2nd Degree	10 ATTEMPTS	20		1		4	2	1	1	2		2	4	2	1					5.7
750.479A5	Police Officer - Flee (Penal Code) Serious Injury	15 ATTEMPTS	1												1						15.0
750.479B1	Peace Officer - Disarm Non-Firearm	4 ATTEMPTS	1								1										4.0
750.479B2	Peace Officer - Disarm Firearm	10 ATTEMPTS	7						2		1		1	1	1				1		5.9
750.483A2B	Interfere w/ Crime Report Threat to Kill/Injure	10 ATTEMPTS	3			1	2														1.8
750.483A2B	Interfere w/ Crime Report Threat to Kill/Injure	10 ATTEMPTS	7				2	1	1		1		2								3.2
750.483A4B	Interfere w/ Police Investigation Threat to Kill/Injure	10 ATTEMPTS	1							2				1							4.0
750.483A4B	Interfere w/ Police Investigation Threat to Kill/Injure	10 ATTEMPTS	3																		5.2
750.483A6B	Tamper w/ Evidence - Criminal Case Max >10 yr Term	10 ATTEMPTS	1			1															1.3
750.483A6B	Tamper w/ Evidence - Criminal Case Max >10 yr Term	10 ATTEMPTS	1			1															1.5
750.49-A	Animals - Fighting	4 ATTEMPTS	1			1															1.5
750.505	Common Law Offenses	5 ATTEMPTS	2															2			35.0
750.505-A	Obstruction of Justice	5 ATTEMPTS	9		2	1	2	1	1	1			1								2.3
750.505-B	Accessory After the Fact to Felony	5 ATTEMPTS	12		1	1	5		2		2		1								2.5
750.505-B	Accessory After the Fact to Felony	5 ATTEMPTS	1			1															1.5
750.50B	Animals - Kill/Torture	4 ATTEMPTS	3		1		2														1.6
750.520	Rape	LIFE ATTEMPTS	15												1				1	13	37.5
750.520B	CSC - 1st Degree - Multiple Variables	LIFE ATTEMPTS	1,018		1		1	1	1	2	3	4	12	131	175	158	132	215	182		22.1
750.520B	CSC - 1st Degree - Multiple Variables	LIFE ATTEMPTS	6			1									1	2		2	2		17.2
750.520B1A	CSC - 1st Degree - Person Under 13	LIFE ATTEMPTS	1,565		4	1	8	6	10	9	16	11	44	368	424	259	192	143	70		16.1
750.520B1A	CSC - 1st Degree - Person Under 13	LIFE ATTEMPTS	5				1	1		1			1		1						7.5
750.520B1B	CSC - 1st Degree - Relationship	LIFE ATTEMPTS	415				3	2	3	3	2	2	18	98	137	67	38	34	8		14.8
750.520B1B	CSC - 1st Degree - Relationship	LIFE ATTEMPTS	3				1			1					1						8.4
750.520B1C	CSC - 1st Degree - During Felony	LIFE ATTEMPTS	140				1		1		1	1	1	13	26	20	18	43	15		23.7
750.520B1C	CSC - 1st Degree - During Felony	LIFE ATTEMPTS	1											1							15.0

NOTE: Be sure to check for related offense codes when examining a particular type of crime. They may or may not be in sequential order or even on the same page.

C1 2011 Total Prisoner Population by Minimum Term Distribution - All Offenses

C - 30

			TOTAL*	.5	1	1.5	2	2.5	3	3.5	4	4.5	5	10	15	20	25	>25	LIFE	AVG	
GRAND TOTALS			42,904	211	1,761	2,597	5,402	1,628	2,406	813	1,551	820	2,380	7,511	3,873	2,480	1,809	2,141	5,046	8.9	
			41,752	167	1,621	2,489	5,239	1,592	2,367	791	1,546	815	2,368	7,483	3,861	2,462	1,799	2,131	5,021	9.0	
			677	44	140	108	163	36	39	22	5	5	12	28	12	18	10	10	25	3.6	
Compiled Laws	Offense	Max. Penalty																			
750.520B1D	CSC - 1st Degree - Accomplices	LIFE ATTEMPTS	52						1				3	11	10	9	6	10	2	18.7	
750.520B1E	CSC - 1st Degree - Weapon Used	LIFE ATTEMPTS	197					1			1	1	2	17	42	38	25	48	22	22.2	
			3														1	2		31.6	
750.520B1F	CSC - 1st Degree - Personal Injury	LIFE ATTEMPTS	242					1	1			1	5	30	60	44	48	39	13	20.2	
			2					1		1										2.7	
750.520B1G	CSC - 1st Degree - Injury to Incapacitated Victim	LIFE ATTEMPTS	8									1	1	1	2	1	1	1		17.4	
750.520B1H	CSC - 1st Degree - Mentally Disabled Relationship	LIFE ATTEMPTS	16											5	3	5		3		16.5	
750.520B2B	CSC - 1st Degree - Person <13, Defendant 17+ yrs.	LIFE ATTEMPTS	114				1		1					2	10	7	3	75	11	4	23.1
750.520B2C	CSC - 1st Degree - Person <13, Defendant 17+ yrs - 2nd Offense	LIFE ATTEMPTS	7					1								1			5	8.7	
750.520C	CSC - 2nd Degree - Multiple Variables	15 ATTEMPTS	225		6	8	29	9	21	5	21	7	31	69	15	2	2			5.6	
			4				3			1										2.3	
750.520C1A	CSC - 2nd Degree - Person Under 13	15 ATTEMPTS	884	1	17	32	96	40	86	24	54	16	132	318	47	19		2		5.7	
			30		2	4	15	3	2	2			1	1						2.3	
750.520C1B	CSC - 2nd Degree - Relationship	15 ATTEMPTS	150		2	9	18	1	20	7	12		22	54	3	1			1	4.9	
750.520C1C	CSC - 2nd Degree - During Felony	15 ATTEMPTS	16		1			2	1	1	2		2	7						4.8	
750.520C1D	CSC - 2nd Degree - Accomplices	15 ATTEMPTS	10			1	1			1	1	2			4					4.4	
			1			1														1.5	
750.520C1E	CSC - 2nd Degree - Weapon Used	15 ATTEMPTS	7	1									1	4		1				7.7	
750.520C1F	CSC - 2nd Degree - Personal Injury	15 ATTEMPTS	57		2	1	2	1	9		11	2	8	16	1	3		1		6.2	
750.520C1G	CSC - 2nd Degree - Injury to Incapacitated Victim	15 ATTEMPTS	9				3	2	2				1	1						3.0	
750.520C1H	CSC - 2nd Degree - Mentally Disabled Relationship	15 ATTEMPTS	12			2	1		2	1	2		2	1	1					4.3	
750.520C1I	CSC - 2nd Degree - State Prisoner	15 ATTEMPTS	1								1									3.6	
750.520C1K	CSC - 2nd Degree - County Prisoner	15 ATTEMPTS	2						1		1									3.3	
750.520C2B	CSC - 2nd Degree - Person <13, Defendant 17+ yrs.	15 ATTEMPTS	110		4	2	9	5	11	3	10	2	19	38	6		1			5.6	
			3			1	2													1.7	

NOTE: Be sure to check for related offense codes when examining a particular type of crime. They may or may not be in sequential order or even on the same page.

C1 2011 Total Prisoner Population by Minimum Term Distribution - All Offenses

C - 31

			TOTAL*	.5	1	1.5	2	2.5	3	3.5	4	4.5	5	10	15	20	25	>25	LIFE	AVG
GRAND TOTALS			42,904	211	1,761	2,597	5,402	1,628	2,406	813	1,551	820	2,380	7,511	3,873	2,480	1,809	2,141	5,046	8.9
			41,752	167	1,621	2,489	5,239	1,592	2,367	791	1,546	815	2,368	7,483	3,861	2,462	1,799	2,131	5,021	9.0
			677	44	140	108	163	36	39	22	5	5	12	28	12	18	10	10	25	3.6
Compiled Laws	Offense	Max. Penalty																		
750.520D	CSC - 3rd Degree - Multiple Variables	15 ATTEMPTS	351		8	5	16	14	23	6	19	11	34	165	35	7	3	4	1	7.4
			9				7	2												2.0
750.520D1A	CSC - 3rd Degree - Person 13-15	15 ATTEMPTS	872		18	30	70	38	66	25	52	42	105	360	43	19	2	1	1	6.0
			64		8	14	25	6	6	4	1									1.9
750.520D1B	CSC - 3rd Degree - Force/Coercion	15 ATTEMPTS	375		3	10	19	8	15	5	27	12	53	161	40	13	5	4		7.7
			12		4	1	4		2				1							2.4
750.520D1C	CSC - 3rd Degree - Incapacitated Victim	15 ATTEMPTS	55		3	2	5	4	1		2	4	4	23	5	1	1			6.7
			2					1	1											2.7
750.520D1D	CSC - 3rd Degree - Incest	15 ATTEMPTS	95		1	2	2	2	8	9	4	2	12	50	3					6.4
			3				3													1.9
750.520D1E	CSC - 3rd Degree - Student	15 ATTEMPTS	8						4	1	2			1						4.1
750.520E	CSC - 4th Degree - Multiple Variables	2 ATTEMPTS	18		4	8	2	1	1		1			1						2.0
750.520E1A	CSC - 4th Degree - Force/Coercion	2 ATTEMPTS	56	3	9	27	3	5	4	1	1			3						1.8
750.520E1A-A	CSC - 4th Degree - Victim 13-16	2 ATTEMPTS	23	1	2	11	2	3			2		1	1						2.0
750.520E1B	CSC - 4th Degree - Incapacitated Victim	2 ATTEMPTS	6			2		1	1	1	1									2.5
750.520E1G	CSC - 4th Degree - Incest	2 ATTEMPTS	3			1	1		1											2.0
750.520F	CSC - 2nd+ Offense	LIFE ATTEMPTS	14		1								4	5	2	2				9.6
750.520G	CSC - Assault w/ Intent to Commit Sexual Penetration	10 ATTEMPTS	4			1							2	1						4.6
750.520G1	CSC - Assault w/ Intent to Commit Sexual Penetration	10 ATTEMPTS	309		9	27	64	24	39	18	16	4	37	62	5		2	2		4.0
			4			2	1			1										2.0
750.520G2	CSC - 2nd Degree Assault	5 ATTEMPTS	55		3	8	20	8	7	3	1		3	1					1	2.3
750.520N	CSC - Tamper w/ Electronic Monitoring Device	2 ATTEMPTS	1			1														1.1
750.529	Robbery - Armed	LIFE ATTEMPTS	4,312		3	4	79	109	135	112	133	175	209	1,381	955	419	198	237	163	11.6
			26				5	1	3			3	6	2			3	2	1	10.7
750.529A	Carjacking	LIFE ATTEMPTS	610			2	11	16	32	21	32	34	52	223	121	31	14	16	5	9.2
			5				2					1	1	1						4.5
750.530	Robbery - Unarmed	15 ATTEMPTS	975	4	36	43	128	73	149	37	114	35	114	185	30	16	2	4	5	4.6
			13	1	2		4	1		2			1	2						3.1

NOTE: Be sure to check for related offense codes when examining a particular type of crime. They may or may not be in sequential order or even on the same page.

C1 2011 Total Prisoner Population by Minimum Term Distribution - All Offenses

C - 32

GRAND TOTALS			TOTAL*	.5	1	1.5	2	2.5	3	3.5	4	4.5	5	10	15	20	25	>25	LIFE	AVG
			42,904	211	1,761	2,597	5,402	1,628	2,406	813	1,551	820	2,380	7,511	3,873	2,480	1,809	2,141	5,046	8.9
			41,752	167	1,621	2,489	5,239	1,592	2,367	791	1,546	815	2,368	7,483	3,861	2,462	1,799	2,131	5,021	9.0
			677	44	140	108	163	36	39	22	5	5	12	28	12	18	10	10	25	3.6
Compiled Laws	Offense	Max. Penalty																		
750.531	Bank Robbery/Safe Breaking	LIFE ATTEMPTS	22					1	1			1	1	1	3	5	4	1	4	16.2
750.531-A	Bank Robbery	LIFE ATTEMPTS	182	1	4	6	10	9	16	6	11	6	20	57	16	11	4	4	1	7.5
			2								1				1					11.1
750.531-B	Safe Breaking	LIFE ATTEMPTS	70			3	3	3	6	3	6	1	8	22	9	4		2		7.3
			1										1							9.5
750.532	Seduction	5 ATTEMPTS	1					1												2.1
750.535	Stolen Prop. - Receive & Conceal (Obsolete)	10 ATTEMPTS	5		1						1				1			1	1	12.2
750.535-A	Stolen Prop. - Receive & Conceal, >\$100 (Obsolete)	5 ATTEMPTS	6				1		3	1					1					4.8
750.5352A	Stolen Prop. - Receive & Conceal, \$20K or More	10 ATTEMPTS	25		6	2	6	2		1	1			6	1					3.7
750.5352B	Stolen Prop. - Receive & Conceal, \$1K - <\$20K - 3rd+ Offense	10 ATTEMPTS	4		2		1		1											1.7
750.5353A	Stolen Prop. - Receive & Conceal, \$1K - <\$20K	5 ATTEMPTS	101		17	31	28	9	8	3	4			1						1.9
			2			1				1										2.3
750.5353B	Stolen Prop. - Receive & Conceal, \$200 - <\$1K - 2nd+ Offense	5 ATTEMPTS	4			1	1	1			1									2.4
750.5355	Stolen Prop. - Receive & Conceal, Under \$200	MISD ATTEMPTS	1											1						6.0
750.5357	Stolen Prop. - Receive & Conceal, Motor Vehicle	5 ATTEMPTS	192	3	82	33	53	1	8	5	5	1		1						1.5
			2		1		1													1.4
750.535A2	Motor Vehicles - Operate Chop Shop	10 ATTEMPTS	17		8	2	3		3					1						1.8
			1		1															1.0
750.535B	Weapons - Firearms, Receive & Conceal	10 ATTEMPTS	32		6	5	13	1	6		1									1.9
			1				1													2.0
750.539J2A1	Surveil Unclothed Person	2 ATTEMPTS	1			1														1.3
750.539J2B	Capture/Distribute Image of Unclothed Person	5 ATTEMPTS	4			1	2						1							2.5
750.540	Telephone - Tap/Cut Lines	2 ATTEMPTS	1		1															1.0
750.5405A	Interfere w/ Electronic Communications	2 ATTEMPTS	10		4	4	2													1.2
750.5405B	Interfere w/ Electronic Communications, Injury/Death	4 ATTEMPTS	4			1	1	1			1									2.3

NOTE: Be sure to check for related offense codes when examining a particular type of crime. They may or may not be in sequential order or even on the same page.

C1 2011 Total Prisoner Population by Minimum Term Distribution - All Offenses

C - 33

			TOTAL*	.5	1	1.5	2	2.5	3	3.5	4	4.5	5	10	15	20	25	>25	LIFE	AVG
GRAND TOTALS			42,904	211	1,761	2,597	5,402	1,628	2,406	813	1,551	820	2,380	7,511	3,873	2,480	1,809	2,141	5,046	8.9
			41,752	167	1,621	2,489	5,239	1,592	2,367	791	1,546	815	2,368	7,483	3,861	2,462	1,799	2,131	5,021	9.0
			677	44	140	108	163	36	39	22	5	5	12	28	12	18	10	10	25	3.6
Compiled Laws	Offense	Max. Penalty																		
750.543M	Terrorism - False Report or Threat	20 ATTEMPTS	13						3	1	2		2	4	1					5.7
			1		1									1						1.0
750.543P	Terrorism - Use of Internet/Telecomm. to Commit	20 ATTEMPTS	1																	6.5
750.552B	Trespass - State Correctional Facility	4 ATTEMPTS	1		1															1.0
750.552c	Trespass Upon Key Facility	4 ATTEMPTS	1				1													2.0
750.72	Arson - Dwelling House/Curtilage	20 ATTEMPTS	16	1		2					1		2	7	1	1		1		8.2
			1		1															1.0
750.72-A	Arson - Dwelling House	20 ATTEMPTS	161		3	3	14	7	7	2	9	11	23	60	15	6		1		6.6
			3				1			1			1	1						4.1
750.72-B	Arson - Dwelling House/Curtilage	20 ATTEMPTS	10								1		1	7	1					7.6
750.73	Arson - Real Property	10 ATTEMPTS	58	1	2	5	12	7	1	7	4	1	4	9	2	2			1	4.3
750.741C1	Arson - Personal Property, \$1K - <\$20K	5 ATTEMPTS	8		2	2	2		1					1						2.3
750.741D1	Arson - Personal Property, \$20K or More	10 ATTEMPTS	3			2			1											2.0
750.75	Arson - Insured Property	10 ATTEMPTS	9		2		1				5		1							3.2
750.771C1	Arson - Preparation to Burn Property, \$1K - <\$20K	5 ATTEMPTS	3		1		1	1												1.8
750.771D1	Arson - Preparation to Burn Property, \$20K or More	10 ATTEMPTS	5			1			1		1		1	1						4.6
750.814	Domestic Violence - 3rd Offense	2 ATTEMPTS	147	3	22	58	34	11	11	1	5		1	1						1.7
750.81A	Assault - Aggravated	1 ATTEMPTS	1	1																.5
750.81A3	Domestic Violence, Aggravated - 2nd Offense	2 ATTEMPTS	11		1	4	3	1	2											1.8
750.81D1	Police Officer - Assault/Resist/Obstruct	2 ATTEMPTS	276	4	59	114	50	20	13	5	9			2						1.6
750.81D2	Police Officer - Assault/Resist/Obstruct, Causing Injury	4 ATTEMPTS	38	1	4	7	15	3	3	1			3	1						2.1
750.81D3	Police Officer - Assault/Resist/Obstruct, Serious Impairment	15 ATTEMPTS	7						1		1			2	1	2				10.7

NOTE: Be sure to check for related offense codes when examining a particular type of crime. They may or may not be in sequential order or even on the same page.

C1 2011 Total Prisoner Population by Minimum Term Distribution - All Offenses

C - 34

			TOTAL*	.5	1	1.5	2	2.5	3	3.5	4	4.5	5	10	15	20	25	>25	LIFE	AVG	
GRAND TOTALS			42,904	211	1,761	2,597	5,402	1,628	2,406	813	1,551	820	2,380	7,511	3,873	2,480	1,809	2,141	5,046	8.9	
			41,752	167	1,621	2,489	5,239	1,592	2,367	791	1,546	815	2,368	7,483	3,861	2,462	1,799	2,131	5,021	9.0	
			677	44	140	108	163	36	39	22	5	5	12	28	12	18	10	10	25	3.6	
Compiled Laws	Offense	Max. Penalty																			
750.82	Felonious Assault	4																			
		ATTEMPTS	418	7	51	90	144	51	39	5	17	1	8	3					1	1	2.0
			12		5	6	1														1.1
750.83	Assault w/ Intent to Murder	LIFE																			
		ATTEMPTS	1,398			1	3	3	6	4	7	11	18	298	335	226	159	200	127	18.0	
			11					1					3	3	3	1					14.1
750.84	Assault w/ Intent to do Great Bodily Harm Less Than Murder	10																			
		ATTEMPTS	1,135	4	34	24	105	77	155	61	115	31	158	295	50	8	7	2	9	5.0	
			33		4	7	10	3	4	1	2		1	1							2.2
750.85	Torture	LIFE																			
		ATTEMPTS	37						1		1		1	5	12	11	1	5			17.3
750.86	Assault w/ Intent to Maim	10																			
		ATTEMPTS	5						1	1			1	2							4.7
750.87	Assault w/ Intent to Commit Felony	10																			
		ATTEMPTS	5			1			1					2	1						7.0
			1					1													2.5
750.88	Assault w/ Intent to Rob While Unarmed	15																			
		ATTEMPTS	101		6	8	11	8	15	1	9	4	11	15	10	1			2		5.5
			1					1													2.4
750.89	Assault w/ Intent to Rob While Armed	LIFE																			
		ATTEMPTS	659		1		10	15	23	29	16	28	30	220	148	61	24	27	27	10.9	
			4										1		2				1		15.3
750.90A	Assault - Pregnant Individual, Miscarriage/Stillbirth w/ Intent	LIFE																			
		ATTEMPTS	2										1		1						13.0
750.90BB	Assault - Pregnant Individual, Harm to Embryo/Fetus	10																			
		ATTEMPTS	1							1											3.3
750.90DA	Pregnant Individ. - Oper. Under Infl., Miscarriage/Stillbirth	15																			
		ATTEMPTS	2								1		1								4.3
750.91	Homicide - Attempted Murder	LIFE																			
		ATTEMPTS	23											6	8	2	3	1	3	14.9	
			1												1						10.5
752.10542	Copy Audio/Video for Gain - Felony	5																			
		ATTEMPTS	2	1					1												1.6
752.542A	Prisons - Riots	10																			
		ATTEMPTS	9							1	1	1	2	3	1						6.5
752.7973C	Computers - Use to Commit Crime Max 2 yrs - <4 yrs	4																			
		ATTEMPTS	3		1		1		1												1.9
752.7973D	Computers - Use to Commit Crime Max 4 yrs - <10 yrs	7																			
		ATTEMPTS	49			9	20	4	4	4	1		6	1							2.5
			3				2	1													2.1
752.7973E	Computers - Use to Commit Crime Max 10 yrs - <20 yrs	10																			
		ATTEMPTS	4										2	2							5.5
752.7973F	Computers - Use to Commit Crime Max 20 yrs or More	20																			
		ATTEMPTS	6								1	1		2	2						7.9
752.811A	Breaking & Entering - Coin Operated Device	3																			
		ATTEMPTS	5		1	3		1													1.5

NOTE: Be sure to check for related offense codes when examining a particular type of crime. They may or may not be in sequential order or even on the same page.

C1 2011 Total Prisoner Population by Minimum Term Distribution - All Offenses

C - 35

GRAND TOTALS			TOTAL*	.5	1	1.5	2	2.5	3	3.5	4	4.5	5	10	15	20	25	>25	LIFE	AVG	
			42,904	211	1,761	2,597	5,402	1,628	2,406	813	1,551	820	2,380	7,511	3,873	2,480	1,809	2,141	5,046	8.9	
			41,752	167	1,621	2,489	5,239	1,592	2,367	791	1,546	815	2,368	7,483	3,861	2,462	1,799	2,131	5,021	9.0	
			677	44	140	108	163	36	39	22	5	5	12	28	12	18	10	10	25	3.6	
Compiled Laws	Offense	Max. Penalty																			
767A.91B	Prosecutor's Investigative Subpoena - Perjury	LIFE ATTEMPTS	2											2							8.0
769.12	Habitual Offender - 4th Offense	LIFE ATTEMPTS	6																6		
800.2811	Prisons - Furnish Contraband to Prisoner in Prison	5 ATTEMPTS	5		1	1	2	1													1.8
800.2813	Prisons - Bring Contraband Into Prison	5 ATTEMPTS	2		1	1															1.0
800.2814	Prisons - Prisoner Possessing Contraband	5 ATTEMPTS	6		1	3			2												1.7
800.2814	Prisons - Prisoner Possessing Contraband	5 ATTEMPTS	19		8	8	2		1												1.3
800.2833	Prisons - Bring Weapon into	5 ATTEMPTS	5	2	2	1															.8
800.2834	Prisons - Bring Weapon into	5 ATTEMPTS	1			1															1.3
800.2834	Prisons - Prisoner Possessing Weapon	5 ATTEMPTS	113	2	28	37	29	4	8		1			1	2	1					1.9
800.283A	Prisons - Furnish Cellphone to Prisoner	5 ATTEMPTS	30	14	12	4															.7
800.283A	Prisons - Furnish Cellphone to Prisoner	5 ATTEMPTS	1				1														1.7
801.2621A	Jails - Bring Weapon Into	5 ATTEMPTS	1			1															1.2
801.2622	Jails - Prisoner Possess Weapon	5 ATTEMPTS	1																		1.2
801.2622	Jails - Prisoner Possess Weapon	5 ATTEMPTS	6				2	1	1		1			1							3.3
801.2631	Jails - Furnish Contraband to Prisoner	5 ATTEMPTS	2			2															1.3
801.2632	Jails - Prisoner Possessing Contraband	5 ATTEMPTS	9		2	4	1	1	1												1.6
801.2632	Jails - Prisoner Possessing Contraband	5 ATTEMPTS	2		1	1															1.2

NOTES: Be sure to check for related offense codes when examining a particular type of crime. They may or may not be in sequential order or even on the same page.

* Sentences with Insufficient Information = 475

Largest minimum term is reported for prisoners with multiple offenses.

When minimum terms exceed maximum penalties, that may be due to anomalies in criminal justice practices, habitualized offenses, database errors, etc.

Each minimum term category is rounded up from the preceding category (for example, the ten-year category includes all minimums longer than five years up to exactly ten years).

Minimum term averages are based on the raw data figures within the categories above (with life sentences excluded from the calculations).

SOURCE: Corrections Management Information System (CMIS)

C1a 2011 Total Prisoner Population by Minimum Term Distribution - Non-Assaultive Offenses

C - 36

			TOTAL	.5	1	1.5	2	2.5	3	3.5	4	4.5	5	10	15	20	25	>25	LIFE	AVG
GRAND TOTALS			9,062	109	953	1,316	3,321	636	767	195	420	72	622	499	76	21	10	18	27	2.7
			8,855	78	892	1,267	3,275	631	763	194	420	71	615	497	76	21	10	18	27	2.7
			207	31	61	49	46	5	4	1		1	7	2						1.5
Compiled Laws	Offense	Max. Penalty																		
28.2931	State ID Card - False Application	5 ATTEMPTS	2			1	1													1.7
28.2951A-A	State ID Card - Alter/Forge/Use to Commit Felony	10 ATTEMPTS	1		1															1.0
28.729	Sex Offender - Fail to Register	4 ATTEMPTS	121	3	28	42	23	14	2	2	7									1.6
			2	1					1											1.6
28.7291A	Sex Offender - Fail to Register	4 ATTEMPTS	2		1								1							3.0
			1			1														1.3
28.7291B	Sex Offender - Fail to Register, 2nd Offense	7 ATTEMPTS	31		13	7	6	2	1		2									1.6
28.7291C	Sex Offender - Fail to Register, 3rd Offense	10 ATTEMPTS	9		4	1	3		1											1.5
28.7292	Sex Offenders - Failure to Comply w/ Duties	MISD ATTEMPTS	2		1	1														1.1
28.7292C	Sex Offender - Fail to Report, 3rd Offense	4 ATTEMPTS	4		1	2	1													1.4
257.254	Motor Vehicle Code - Intent to Pass False Title	10 ATTEMPTS	7			3	2		1						1					3.5
257.257	License Documents/Plates - Forgery	5 ATTEMPTS	3		1		1		1											1.8
257.6251-A	Operating Vehicle Intoxicated	MISD ATTEMPTS	1													1				20.0
257.62510C	Operating Vehicle Intoxicated - 3rd Offense	1 ATTEMPTS	1				1													1.9
257.6256	Operating Vehicle Intoxicated, Impaired - 3rd Felony	5 ATTEMPTS	1								1									4.0
257.6256D	Operating Vehicle Intoxicated, Contr. Sub. - 3rd Offense	5 ATTEMPTS	799	2	92	219	270	78	81	22	26		4	5						1.9
257.6257A2	Operating Vehicle Intoxicated, w/ Occupant <16 - 2nd+ Offense	5 ATTEMPTS	14		2	5	4	1	1				1							1.9
257.903	Motor Vehicle Code, False Certification	5 ATTEMPTS	1				1													1.9
400.601-B	Fraud - Welfare, Over \$500	4 ATTEMPTS	1				1													1.8
			1			1														1.2
400.71313A	Adult Foster Care - Operate Facility w/o License	2 ATTEMPTS	1			1														1.3
445.4332	Buy/Sell Stolen Non Ferrous Metals - 1st Offense	5 ATTEMPTS	2		2															1.0

NOTE: Be sure to check for related offense codes when examining a particular type of crime. They may or may not be in sequential order or even on the same page.

C1a 2011 Total Prisoner Population by Minimum Term Distribution - Non-Assaultive Offenses

C - 37

			TOTAL	.5	1	1.5	2	2.5	3	3.5	4	4.5	5	10	15	20	25	>25	LIFE	AVG
GRAND TOTALS			9,062	109	953	1,316	3,321	636	767	195	420	72	622	499	76	21	10	18	27	2.7
			8,855	78	892	1,267	3,275	631	763	194	420	71	615	497	76	21	10	18	27	2.7
			207	31	61	49	46	5	4	1		1	7	2						1.5
Compiled Laws	Offense	Max. Penalty																		
445.65	Identity Theft	5 ATTEMPTS	49		9	18	12	4	4	1	1									1.7
445.67	Identity Theft - Obtain/Possess/ Transfer ID w/ Intent	5 ATTEMPTS	5		1	2		1	1											1.7
500.45112	Insurance Fraud - Conspiracies	10 ATTEMPTS	1			1														1.5
570.152	Contractor - Fraudulent Use of Building Contract Fund	3 ATTEMPTS	1				1													2.0
722.6335B	Child Abuse - Intentional False Report Felony	VAR ATTEMPTS	1				1													1.9
750.110	Breaking & Entering - Bldg. w/ Intent	15 ATTEMPTS	790	10	72	103	211	69	94	30	55	8	39	74	8	7	2	6	2	3.3
			43	1	19	9	11	1	1		1			1						1.5
750.110-A	Breaking & Entering - Unoccupied Bldg. w/ Intent	10 ATTEMPTS	4				1				1						1			8.4
750.110-B	Breaking & Entering - Occupied Bldg. w/ Intent	15 ATTEMPTS	8	1			1			1			1	2				2		10.0
750.110A3	Home Invasion - 2nd Degree	15 ATTEMPTS	1,533	10	44	92	281	178	230	57	173	42	156	233	25	7	2	1	2	3.8
			27	1	6	8	7		1				3	1						2.0
750.110A4	Home Invasion - 3rd Degree	5 ATTEMPTS	135	2	12	38	44	18	9	5	6		1							1.9
			2	1	1															.6
750.111	Breaking & Entering - Entry w/o Breaking, w/ Intent	5 ATTEMPTS	42	2	8	12	13	2	1	1			1	1					1	1.8
			1	1																.5
750.116	Burglar's Tools - Possess	10 ATTEMPTS	38		4	4	17	2	2	1	4		1			1	1		1	3.2
			1		1															1.0
750.117	Public Officer - Bribery	4 ATTEMPTS	2			1			1											2.0
750.118	Public Officer - Accepting Bribe	10 ATTEMPTS	1			1														1.4
750.1227A	Witness - Bribe/Intimidate/ Interfere	4 ATTEMPTS	11		1	6	2	1		1										1.6
750.1313B2	Check - Non-Sufficient Funds, \$100 - <\$500 - 3rd+ Offense	2 ATTEMPTS	1			1														1.3
750.1313C	Check - Non-Sufficient Funds, \$500 or more	2 ATTEMPTS	2			1	1													1.7
750.131A1	Check - No Account	2 ATTEMPTS	7		1	1	4	1												1.7
750.131A2	Check - Non-Sufficient Funds, Three w/in 10 days	2 ATTEMPTS	3			1	2													1.7

NOTE: Be sure to check for related offense codes when examining a particular type of crime. They may or may not be in sequential order or even on the same page.

C1a 2011 Total Prisoner Population by Minimum Term Distribution - Non-Assaultive Offenses

Page 3 of 10

C - 38

			TOTAL	.5	1	1.5	2	2.5	3	3.5	4	4.5	5	10	15	20	25	>25	LIFE	AVG
GRAND TOTALS			9,062	109	953	1,316	3,321	636	767	195	420	72	622	499	76	21	10	18	27	2.7
			8,855	78	892	1,267	3,275	631	763	194	420	71	615	497	76	21	10	18	27	2.7
			207	31	61	49	46	5	4	1		1	7	2						1.5
Compiled Laws	Offense	Max. Penalty																		
750.147B	Ethnic Intimidation	2 ATTEMPTS	1				1													2.0
750.157A	Compounding Offenses	5 ATTEMPTS	8				1		1		1				2				3	7.1
750.157N1	Financial Transaction Device - Steal/Retain w/o Consent	4 ATTEMPTS	43	1	7	15	12	2	3		2		1							1.7
750.157N2	Financial Transaction Device - Possess Fraudulent One	4 ATTEMPTS	2		1	1														.6
750.157P	Financial Transaction Device - Possess w/ Intent to Use/Sell	4 ATTEMPTS	5		1	1			3											1.0
750.157Q	Financial Transaction Device - Illegal Sale/Use	4 ATTEMPTS	14		6	3	3	1	1											2.2
750.157W1C1	Financial Trans. Device - Fraud Withdraw/Transfer, \$1K - <\$20K	5 ATTEMPTS	2		1	1														1.5
750.15911	Criminal Enterprise - Conduct	20 ATTEMPTS	1			1														1.1
750.15912	Criminal Enterprise - Acquire/Maintain	20 ATTEMPTS	126		1		8	2	12	6	4	10	21	43	14	4	1			6.7
750.15913	Criminal Enterprise - Racketeering Proceeds	20 ATTEMPTS	1					1					1	1						2.4
750.15914-A	Criminal Enterprise - Conspiracy	20 ATTEMPTS	3							1			1	1						6.0
750.160	Dead Bodies - Disinterment and Mutilation	10 ATTEMPTS	6						2			1	1	2						6.1
750.161	Desertion/Abandon/Non-Support	3 ATTEMPTS	2				1							1						5.9
750.165	Child Support - Fail to Pay	4 ATTEMPTS	1		1	2														4.0
750.174-B	Embezzlement - Agent or Trustee, Over \$100	10 ATTEMPTS	67	2	10	19	16	9	7	3	1									1.2
750.1744A	Embezzle - Agent or Trustee, \$1K - <\$20K	5 ATTEMPTS	1				1													1.0
750.1744B	Embezzle - Agent or Trustee, \$200 - <\$1K - 2nd+ Offense	5 ATTEMPTS	12		4	1	3		2	2										1.8
750.1745A	Embezzle - Agent or Trustee, \$20K - <\$50K	10 ATTEMPTS	2				2													1.3
750.1746	Embezzle - \$50K - <\$100K	15 ATTEMPTS	16		3	1	7		1				2	2						2.0
			9			1	4	2		1			1							1.9
																				1.9
																				2.6
																				2.4

NOTE: Be sure to check for related offense codes when examining a particular type of crime. They may or may not be in sequential order or even on the same page.

C1a 2011 Total Prisoner Population by Minimum Term Distribution - Non-Assaultive Offenses

C - 39

			TOTAL	.5	1	1.5	2	2.5	3	3.5	4	4.5	5	10	15	20	25	>25	LIFE	AVG
GRAND TOTALS			9,062	109	953	1,316	3,321	636	767	195	420	72	622	499	76	21	10	18	27	2.7
			8,855	78	892	1,267	3,275	631	763	194	420	71	615	497	76	21	10	18	27	2.7
			207	31	61	49	46	5	4	1		1	7	2						1.5
Compiled Laws	Offense	Max. Penalty																		
750.1747	Embezzlement - \$100K or More	15 ATTEMPTS	22		1	1		1	1	2	5		5	5	1					4.7
750.174A4A	Embezzlement - From Vulnerable Adult, \$1K - <\$20K	5 ATTEMPTS	6		2	2	1			1										1.7
750.174A5A	Embezzlement - From Vulnerable Adult, \$20K or More	10 ATTEMPTS	5				1				2		1	1						4.3
750.1814A	Embezzle - Jointly Held Property, \$1K - <\$20K	5 ATTEMPTS	1				1													2.0
750.183-A	Escape - Aiding Prisoner - Felony	7 ATTEMPTS	2						1					1						6.5
750.193	Escape - Prison	5 ATTEMPTS	19		5	2	8				2		1	1						2.2
750.1951	Escape - From Misdemeanor Jail Sentence	2 ATTEMPTS	2		1				1											1.9
750.1952	Escape - From Felony Jail Sentence	4 ATTEMPTS	11			2	5	1	2	1										2.1
750.1972	Escape - Awaiting Trial for Felony	4 ATTEMPTS	6			2	2		1		1									2.3
750.199A	Bond - Abscond or Forfeit	4 ATTEMPTS	18			8	5	1	3			1								1.9
750.2153	Impersonate Peace Officer to Commit Crime	4 ATTEMPTS	1		1															1.0
750.218-B	False Pretenses - Over \$100	10 ATTEMPTS	3				1						1					1		12.3
750.2184A	False Pretenses - \$1K - <\$20K	5 ATTEMPTS	37	1	6	6	12	3	4	1	3		1							2.0
750.2184B	False Pretenses - \$200 - <\$1K - 2nd+ Offense	5 ATTEMPTS	1		1															1.0
750.2185A	False Pretenses - \$20K or More	10 ATTEMPTS	18		2	1	3	3	2	1	2		1	3						3.5
750.2185B	False Pretenses - \$1K - <\$20K - 3rd+ Offense	10 ATTEMPTS	1											1						6.0
750.224A	Weapons - Taser, Possession or Sale Taser	4 ATTEMPTS	1					1												2.5
750.224B	Weapons - Firearms, Short-Barrel Shotgun/Rifle	5 ATTEMPTS	9		3		4		2											1.7
750.224F	Weapons - Firearms, Possession by Felon	5 ATTEMPTS	376	1	40	31	90	30	80	11	31	3	20	22	8		3	3	3	3.5
			2			2														1.3

NOTE: Be sure to check for related offense codes when examining a particular type of crime. They may or may not be in sequential order or even on the same page.

C1a 2011 Total Prisoner Population by Minimum Term Distribution - Non-Assaultive Offenses

Page 5 of 10

C - 40

			TOTAL	.5	1	1.5	2	2.5	3	3.5	4	4.5	5	10	15	20	25	>25	LIFE	AVG	
GRAND TOTALS			9,062	109	953	1,316	3,321	636	767	195	420	72	622	499	76	21	10	18	27	2.7	
			8,855	78	892	1,267	3,275	631	763	194	420	71	615	497	76	21	10	18	27	2.7	
			207	31	61	49	46	5	4	1		1	7	2							1.5
Compiled Laws	Offense	Max. Penalty																			
750.226	Weapons - Dangerous Weapon, Carry w/ Unlawful Intent	5 ATTEMPTS	28		1	6	11	3	1	1	1		2					1	1	4.7	
750.227	Weapons - Carry Concealed	5 ATTEMPTS	165	4	34	35	56	13	14	1	3		1	2					2	1.8	
			5	1	2	2														1.0	
750.227B	Weapons - Felony Firearm	10 ATTEMPTS	2				1						1							3.5	
750.227B-A	Weapons - Felony Firearm	2 ATTEMPTS	1,490				1,485						1	1					3	2.0	
			15				15													2.0	
750.227B-B	Weapons - Felony Firearm - 2nd Offense	5 ATTEMPTS	298										298							5.0	
			4										4							5.0	
750.227B-C	Weapons - Felony Firearm - 3rd Offense	10 ATTEMPTS	20											20						10.0	
750.227C	Weapons - Firearms, Possess Loaded in Vehicle	2 ATTEMPTS	2			1													1	1.3	
750.227G9A	Weapons - Body Armor - Possess/Use by Violent Felon	4 ATTEMPTS	1				1													2.0	
750.248	Forgery	14 ATTEMPTS	29		4	5	10	1	3		1		1	3	1					3.0	
750.249	Utter & Publish	14 ATTEMPTS	274	5	41	78	81	20	16	1	13		8	8	3					2.1	
			13	2	2	5	2	2												1.3	
750.253	Utter & Publish - Counterfeit Bills/Notes	5 ATTEMPTS	5	1	1	1	1	1												1.4	
750.254	Utter & Publish - Possess Counterfeit Bank/State/Bills	5 ATTEMPTS	3			1	2													1.8	
750.255	Counterfeiting - Possess Tools	10 ATTEMPTS	2		1			1												1.7	
750.261	Counterfeiting - Coins/Possess Less than 5	10 ATTEMPTS	1				1													1.7	
750.280	Fraud - Common Law	10 ATTEMPTS	2				1	1												2.1	
750.282B	Public Utility - Fraudulent Use, Over \$500	4 ATTEMPTS	1		1															1.0	
750.285	Obtain Personal Identity Info w/o Permission	5 ATTEMPTS	1				1													2.0	
750.356	Larceny	10 ATTEMPTS	1												1					12.0	
750.3562A	Larceny - \$20K or More	10 ATTEMPTS	7		1	1	1	1	1	1				1						2.8	

NOTE: Be sure to check for related offense codes when examining a particular type of crime. They may or may not be in sequential order or even on the same page.

C1a 2011 Total Prisoner Population by Minimum Term Distribution - Non-Assaultive Offenses

Page 6 of 10

C - 41

GRAND TOTALS			TOTAL	.5	1	1.5	2	2.5	3	3.5	4	4.5	5	10	15	20	25	>25	LIFE	AVG
			9,062	109	953	1,316	3,321	636	767	195	420	72	622	499	76	21	10	18	27	2.7
			8,855	78	892	1,267	3,275	631	763	194	420	71	615	497	76	21	10	18	27	2.7
			207	31	61	49	46	5	4	1		1	7	2						1.5
Compiled Laws	Offense	Max. Penalty																		
750.3563A	Larceny - \$1K - <\$20K	5 ATTEMPTS	63	1	14	21	12	5	7		2		1							1.7
750.3563B	Larceny - \$200 - <\$1K - 2nd+ Offense	5 ATTEMPTS	5		1	1	2		1											1.7
750.356A	Larceny - From Motor Vehicle	10 ATTEMPTS	3	1	1				1											1.4
750.356A1	Larceny - From Motor Vehicle	5 ATTEMPTS	75		21	23	16	11	3		1									1.6
750.356A2C1	Breaking & Entering - Vehicle/Semi-/ House Trailer, \$1K - <\$20K	5 ATTEMPTS	3	1	2															.7
750.356A2C2	Breaking & Entering - Vehicle/Semi-/ House Trailer,\$200-<\$1K-2nd+Ofns	5 ATTEMPTS	7		1	3	2		1											1.6
750.356A2D1	Breaking & Entering - Vehicle/Semi-/ House Trailer, \$20K or More	10 ATTEMPTS	1				1													1.9
750.356A2D2	Breaking & Entering - Vehicle/Semi-/ House Trailer,\$1K-<\$20K-2nd+Ofns	10 ATTEMPTS	1								1									4.0
750.356A3	Breaking & Entering - Vehicle Semi-Trailer/House Trailer, w/ Damage	5 ATTEMPTS	48	2	11	14	11	4	5	1										1.6
750.356C	Retail Fraud - 1st Degree	5 ATTEMPTS	346	7	74	92	84	36	29	2	20		2							1.8
750.356D	Retail Fraud - 2nd Degree	1 ATTEMPTS	1	1									1							.3
750.357	Larceny from Person	10 ATTEMPTS	1										1							5.0
750.357B	Weapons - Firearms - Larceny	5 ATTEMPTS	229	6	16	40	59	25	29	6	12	1	14	20	1					2.7
750.360	Larceny in Building	4 ATTEMPTS	12	1	1	6	3		1											1.5
750.362-A	Larceny by Conversion Over \$100 (obsolete)	5 ATTEMPTS	17			4	6	2	3				1	1						2.6
750.3622A	Larceny by Conversion, \$20K or More	10 ATTEMPTS	199	6	36	55	60	19	14	2	3		1	3						1.7
750.3623A	Larceny by Conversion, \$1K - <\$20K	5 ATTEMPTS	2		1	1														1.1
750.3623B	Larceny by Conversion, \$200 - <\$1K - 2nd+ Offense	5 ATTEMPTS	1		1															1.0
750.362A	Fail to Return Rented Property Over \$100 (obsolete)	10 ATTEMPTS	3							1		1	1							4.3
			14		5	4	1		1	1	1			1						2.0
			1				1													1.7
			1			1														1.5
			1												1					15.0

NOTE: Be sure to check for related offense codes when examining a particular type of crime. They may or may not be in sequential order or even on the same page.

C1a 2011 Total Prisoner Population by Minimum Term Distribution - Non-Assaultive Offenses

Page 7 of 10

C - 42

			TOTAL	.5	1	1.5	2	2.5	3	3.5	4	4.5	5	10	15	20	25	>25	LIFE	AVG
GRAND TOTALS			9,062	109	953	1,316	3,321	636	767	195	420	72	622	499	76	21	10	18	27	2.7
			8,855	78	892	1,267	3,275	631	763	194	420	71	615	497	76	21	10	18	27	2.7
			207	31	61	49	46	5	4	1		1	7	2						1.5
Compiled Laws	Offense	Max. Penalty																		
750.3633A	Larceny by False Personation, \$1K - <\$20K	5 ATTEMPTS	1		1															1.0
750.3673A	Larceny - Trees & Shrubs, \$1K - <\$20K	5 ATTEMPTS	1				1													1.9
750.377A1A1	Malicious Destruction Pers. Prop., \$20K Or More	10 ATTEMPTS	2			1									1					6.7
750.377A1B1	Malicious Destruction Pers. Prop., \$1K - <\$20K	5 ATTEMPTS	29		5	4	7	7	1	3			2							2.2
750.377A1B2	Malicious Destruction Pers. Prop., \$200 - <\$1K - 2nd+ Offense	5 ATTEMPTS	3	2		1	2													.8
750.380	Mal. Destr. Bldg.	10 ATTEMPTS	3			1	2													1.8
750.380	Mal. Destr. Bldg.	10 ATTEMPTS	1										1							5.0
750.3802A	Malicious Destruction of Bldg., \$20K or More	10 ATTEMPTS	2			1			1											2.2
750.3803A	Malicious Destruction of Bldg., \$1K - <\$20K	5 ATTEMPTS	1				1													1.7
750.3803A	Malicious Destruction of Bldg., \$1K - <\$20K	5 ATTEMPTS	15		2	4	6	1			1			1						2.2
750.3804A	Malicious Destruction of Bldg., \$200 - <\$1K	1 ATTEMPTS	1	1																.5
750.380A	Malicious Destruction of Bldg., Over \$100 (Obsolete)	4 ATTEMPTS	1				1													2.0
750.383A	Malicious Destruction of Prop., Utility Prop.	4 ATTEMPTS	8		2		5				1									1.9
750.411A1A	False Report of Misdemeanor	MISD ATTEMPTS	1	1																1.0
750.411A1A	False Report of Misdemeanor	MISD ATTEMPTS	1	1																.3
750.411A1B	False Report of Felony	4 ATTEMPTS	16	1		5	6		2		2									2.0
750.411A1B	False Report of Felony	4 ATTEMPTS	2		1	1														1.1
750.411A2	False Bomb Threat	4 ATTEMPTS	1					1												2.5
750.411A3A	False Report/Threat of Bomb/ Harmful Device	4 ATTEMPTS	2				2													1.8
750.411U	Gang Membership - Assoc/Member Commit/Attempt Felony	20 ATTEMPTS	5							2	1			2						4.5
750.413	Motor Vehicle - Unlawful Drive Away	5 ATTEMPTS	213		41	44	66	23	14	5	5	2	4	8					1	2.1
750.413	Motor Vehicle - Unlawful Drive Away	5 ATTEMPTS	4		2		1					1								2.0
750.414	Motor Vehicle - Unlawful Use	2 ATTEMPTS	13	1	6	5		1												1.2
750.4155	Motor Vehicle - Possess/Deliver - ID Plates or Labels	4 ATTEMPTS	1	1																.5

NOTE: Be sure to check for related offense codes when examining a particular type of crime. They may or may not be in sequential order or even on the same page.

C1a 2011 Total Prisoner Population by Minimum Term Distribution - Non-Assaultive Offenses

Page 8 of 10

C - 43

			TOTAL	.5	1	1.5	2	2.5	3	3.5	4	4.5	5	10	15	20	25	>25	LIFE	AVG	
GRAND TOTALS			9,062	109	953	1,316	3,321	636	767	195	420	72	622	499	76	21	10	18	27	2.7	
			8,855	78	892	1,267	3,275	631	763	194	420	71	615	497	76	21	10	18	27	2.7	
			207	31	61	49	46	5	4	1		1	7	2							1.5
Compiled Laws	Offense	Max. Penalty																			
750.422	Perjury - Court Proceeding	LIFE ATTEMPTS	3					1					1					1			12.4
750.422-A	Perjury - Court Proceeding, Capital Crime	LIFE ATTEMPTS	3											2	1						8.5
750.422-B	Perjury - Court Proceeding	15 ATTEMPTS	2			1					1										2.6
750.423	Perjury - Other Than Court Proceeding	15 ATTEMPTS	1											1							9.0
750.424	Perjury - Subornation	15 ATTEMPTS	1											1							10.0
750.425-B	Perjury - Incite/Procure, Court Proceeding	5 ATTEMPTS	1						1												3.0
750.451-D	Prostitution - 3rd+ Offense	2 ATTEMPTS	4		3	1															.9
750.483A6B	Tamper w/ Evidence - Criminal Case Max >10 yr Term	10 ATTEMPTS	1			1															1.5
750.49-A	Animals - Fighting	4 ATTEMPTS	1			1															1.5
750.505	Common Law Offenses	5 ATTEMPTS	2															2			35.0
750.505-A	Obstruction of Justice	5 ATTEMPTS	9		2	1	2	1	1	1			1								2.3
750.505-B	Accessory After the Fact to Felony	5 ATTEMPTS	12		1	1	5		2		2		1								2.5
			1			1															1.5
750.50B	Animals - Kill/Torture	4 ATTEMPTS	3		1		2														1.6
750.535	Stolen Prop. - Receive & Conceal (Obsolete)	10 ATTEMPTS	5		1						1				1			1	1		12.2
750.535-A	Stolen Prop. - Receive & Conceal, >\$100 (Obsolete)	5 ATTEMPTS	6				1		3	1					1						4.8
750.5352A	Stolen Prop. - Receive & Conceal, \$20K or More	10 ATTEMPTS	25		6	2	6	2		1	1			6	1						3.7
750.5352B	Stolen Prop. - Receive & Conceal, \$1K - <\$20K - 3rd+ Offense	10 ATTEMPTS	4		2		1		1												1.7
750.5353A	Stolen Prop. - Receive & Conceal, \$1K - <\$20K	5 ATTEMPTS	101		17	31	28	9	8	3	4			1							1.9
			2			1				1											2.3
750.5353B	Stolen Prop. - Receive & Conceal, \$200 - <\$1K - 2nd+ Offense	5 ATTEMPTS	4			1	1	1			1										2.4

NOTE: Be sure to check for related offense codes when examining a particular type of crime. They may or may not be in sequential order or even on the same page.

C1a 2011 Total Prisoner Population by Minimum Term Distribution - Non-Assaultive Offenses

C - 44

			TOTAL	.5	1	1.5	2	2.5	3	3.5	4	4.5	5	10	15	20	25	>25	LIFE	AVG	
GRAND TOTALS			9,062	109	953	1,316	3,321	636	767	195	420	72	622	499	76	21	10	18	27	2.7	
			8,855	78	892	1,267	3,275	631	763	194	420	71	615	497	76	21	10	18	27	2.7	
			207	31	61	49	46	5	4	1		1	7	2						1.5	
Compiled Laws	Offense	Max. Penalty																			
750.5355	Stolen Prop. - Receive & Conceal, Under \$200	MISD ATTEMPTS	1											1							6.0
750.5357	Stolen Prop. - Receive & Conceal, Motor Vehicle	5 ATTEMPTS	192	3	82	33	53	1	8	5	5	1		1							1.5
750.535A2	Motor Vehicles - Operate Chop Shop	10 ATTEMPTS	17		8	2	3		3					1							1.8
750.535B	Weapons - Firearms, Receive & Conceal	10 ATTEMPTS	32		6	5	13	1	6		1										1.9
750.540	Telephone - Tap/Cut Lines	2 ATTEMPTS	1		1																2.0
750.5405A	Interfere w/ Electronic Communications	2 ATTEMPTS	10		4	4	2														1.0
750.543M	Terrorism - False Report or Threat	20 ATTEMPTS	13						3	1	2		2	4	1						5.7
750.552B	Trespass - State Correctional Facility	4 ATTEMPTS	1		1																1.0
750.552c	Trespass Upon Key Facility	4 ATTEMPTS	1				1														2.0
752.10542	Copy Audio/Video for Gain - Felony	5 ATTEMPTS	2	1					1												1.6
752.7973C	Computers - Use to Commit Crime Max 2 yrs - <4 yrs	4 ATTEMPTS	3		1		1		1												1.9
752.7973D	Computers - Use to Commit Crime Max 4 yrs - <10 yrs	7 ATTEMPTS	49			9	20	4	4	4	1		6	1							2.5
752.7973E	Computers - Use to Commit Crime Max 10 yrs - <20 yrs	10 ATTEMPTS	3				2	1					2	2							2.1
752.7973F	Computers - Use to Commit Crime Max 20 yrs or More	20 ATTEMPTS	4										2	2							5.5
752.7973F	Computers - Use to Commit Crime Max 20 yrs or More	20 ATTEMPTS	6								1	1		2	2						7.9
752.811A	Breaking & Entering - Coin Operated Device	3 ATTEMPTS	5		1	3		1													1.5
767A.91B	Prosecutor's Investigative Subpoena - Perjury	LIFE ATTEMPTS	2											2							8.0
769.12	Habitual Offender - 4th Offense	LIFE ATTEMPTS	6																6		
800.2811	Prisons - Furnish Contraband to Prisoner in Prison	5 ATTEMPTS	5		1	1	2	1													1.8
800.2813	Prisons - Bring Contraband Into Prison	5 ATTEMPTS	2		1	1															1.0
800.2813	Prisons - Bring Contraband Into Prison	5 ATTEMPTS	6		1	3			2												1.7

NOTE: Be sure to check for related offense codes when examining a particular type of crime. They may or may not be in sequential order or even on the same page.

C1a 2011 Total Prisoner Population by Minimum Term Distribution - Non-Assaultive Offenses

Page 10 of 10

			TOTAL	.5	1	1.5	2	2.5	3	3.5	4	4.5	5	10	15	20	25	>25	LIFE	AVG
GRAND TOTALS			9,062	109	953	1,316	3,321	636	767	195	420	72	622	499	76	21	10	18	27	2.7
			8,855	78	892	1,267	3,275	631	763	194	420	71	615	497	76	21	10	18	27	2.7
			207	31	61	49	46	5	4	1		1	7	2						1.5
Compiled Laws	Offense	Max. Penalty																		
800.2814	Prisons - Prisoner Possessing Contraband	5 ATTEMPTS	19 5		8 2	8 1	2		1											1.3 .8
800.2833	Prisons - Bring Weapon into	5 ATTEMPTS	1			1														1.3
800.2834	Prisons - Prisoner Possessing Weapon	5 ATTEMPTS	113 30	2 14	28 12	37 4	29	4	8		1			1	2	1				1.9 .7
800.283A	Prisons - Furnish Cellphone to Prisoner	5 ATTEMPTS	1				1													1.7
801.2621A	Jails - Bring Weapon Into	5 ATTEMPTS	1			1														1.2
801.2622	Jails - Prisoner Possess Weapon	5 ATTEMPTS	6				2	1	1		1			1						3.3
801.2631	Jails - Furnish Contraband to Prisoner	5 ATTEMPTS	2			2														1.3
801.2632	Jails - Prisoner Possessing Contraband	5 ATTEMPTS	9 2		2 1	4 1	1	1	1											1.6 1.2

C - 45

NOTES: Be sure to check for related offense codes when examining a particular type of crime. They may or may not be in sequential order or even on the same page.

Largest minimum term is reported for prisoners with multiple offenses.

When minimum terms exceed maximum penalties, that may be due to anomalies in criminal justice practices, habitualized offenses, database errors, etc.

Each minimum term category is rounded up from the preceding category (for example, the ten-year category includes all minimums longer than five years up to exactly ten years).

Minimum term averages are based on the raw data figures within the categories above (with life sentences excluded from the calculations).

SOURCE: Corrections Management Information System (CMIS)

C1b 2011 Total Prisoner Population by Minimum Term Distribution - Drug Offenses

C - 46

			TOTAL	.5	1	1.5	2	2.5	3	3.5	4	4.5	5	10	15	20	25	>25	LIFE	AVG
GRAND TOTALS			3,234	50	271	386	537	169	339	80	148	145	163	639	128	81	18	11	69	4.5
			3,159	43	240	378	523	165	334	80	148	145	162	636	128	80	18	10	69	4.6
			75	7	31	8	14	4	5				1	3		1		1		2.4
Compiled Laws	Offense	Max. Penalty																		
333.73413	Contr. Sub. - Imitation Mfg/ Distribution	2 ATTEMPTS	10	1	3	2	2		2											1.5
333.74012A1	Contr. Sub. - Del/Mfg 1,000+ Grams (Narc. or Cocaine)	LIFE ATTEMPTS	167						1	1	3		2	32	32	30	10	10	46	15.1
333.74012A2	Contr. Sub. - Del/Mfg 450 - 999 Grams (Narc. or Cocaine)	30 ATTEMPTS	110						2		3	3	1	37	27	33	4			13.2
333.74012A3	Contr. Sub. - Del/Mfg 50 - 449 Grams (Narc. or Cocaine)	20 ATTEMPTS	456		2	2	12	5	18	6	25	34	44	262	34	6	2		4	7.2
333.74012A4	Contr. Sub. - Del/Mfg Under 50 Grams (Narc. or Cocaine)	20 ATTEMPTS	879	11	96	144	242	82	105	30	57	10	33	56	9	1	2		1	2.7
333.74012B-A	Contr. Sub. - Del/Mfg (Sched. 1-3), Except Marijuana	7 ATTEMPTS	40	1	8	12	12	1	3	1			1	1						1.9
333.74012B1	Contr. Sub. - Del/Mfg Meth/Ecstasy	20 ATTEMPTS	210		3		9	10	29	6	10	39	24	71	8	1				5.2
333.74012C-A	Contr. Sub. - Del/Mfg (Sched. 4)	4 ATTEMPTS	6			1	3	1	1											2.0
333.74012D1	Contr. Sub. - Del/Mfg 45 or More Kilograms Marijuana	15 ATTEMPTS	11	1	1	1	1	1	2					4						3.4
333.74012D2	Contr. Sub. - Del/Mfg 5 to <45 Kilograms Marijuana	7 ATTEMPTS	15		1	2	5	3	1		1		1	1						2.5
333.74012D3	Contr. Sub. - Del/Mfg Marijuana	4 ATTEMPTS	187	4	44	55	57	15	8	1	3									1.6
333.74012F	Prescription Forms - Del/Mfg/ Intent	7 ATTEMPTS	1				1													2.0
333.7401C2A	Contr. Sub. - Operate/Maintain Lab	10 ATTEMPTS	20		1	4	3	2	2	2			3	2	1					3.5
333.7401C2B	Contr. Sub. - Operate/Maintain Lab Near Minor	20 ATTEMPTS	17			1	1	2	1	3	1		1	6	1					5.2
333.7401C2C	Contr. Sub. - Operate/Maintain Lab Involving Hazardous Waste	20 ATTEMPTS	30				2		5	1	3	2	5	11		1				5.4
333.7401C2D	Contr. Sub. - Operate/Maintain Lab Near Specified Places	20 ATTEMPTS	21					2	3	1	2	2		10	1					5.6
333.7401C2E	Contr. Sub. - Operate/Maintain Lab Involving Firearm	25 ATTEMPTS	9						1	2	1	2		3						5.2
333.7401C2F	Contr. Sub. - Operate/Maintain Lab Involving Meth	20 ATTEMPTS	365			4	30	9	108	9	24	49	37	89	6					4.3
333.74022A	Contr. Sub. - Create/Del./Intent Counterfeit (Narcotic)	10 ATTEMPTS	5		1	4														1.3

NOTE: Be sure to check for related offense codes when examining a particular type of crime. They may or may not be in sequential order or even on the same page.

C1b 2011 Total Prisoner Population by Minimum Term Distribution - Drug Offenses

C - 47

			TOTAL	.5	1	1.5	2	2.5	3	3.5	4	4.5	5	10	15	20	25	>25	LIFE	AVG
GRAND TOTALS			3,234	50	271	386	537	169	339	80	148	145	163	639	128	81	18	11	69	4.5
			3,159	43	240	378	523	165	334	80	148	145	162	636	128	80	18	10	69	4.6
			75	7	31	8	14	4	5				1	3		1		1		2.4
Compiled Laws	Offense	Max. Penalty																		
333.74022B	Contr. Sub. - Create/Del./Intent Counterfeit (Sched. 1-3)	5 ATTEMPTS	2				1						1							3.4
333.74022E	Contr. Sub. - Create/Deliver Analogue	15 ATTEMPTS	10		2		2	1	1	2	1			1						2.8
333.74032A	Contr. Sub. - Possess	LIFE ATTEMPTS	1													1				20.0
333.74032A1	Contr. Sub. - Possess 1,000+ Grams (Narcotic)	LIFE ATTEMPTS	26				1			1				6	1				17	7.9
333.74032A2	Contr. Sub. - Possess 450 - 999 Grams (Narcotic)	30 ATTEMPTS	14						1		1		1	3	3	5				12.0
333.74032A3	Contr. Sub. - Possess 50 - 449 Grams (Narcotic)	20 ATTEMPTS	56				3		4	1	3	4	5	30	3	2			1	7.0
333.74032A4	Contr. Sub. - Possess 25 - 49 Grams (Narcotic)	4 ATTEMPTS	7		1	3	2	1												1.6
333.74032A5	Contr. Sub. - Possess <25 Grams (Narcotic)	4 ATTEMPTS	252	20	51	88	51	21	15		4			2						1.5
333.74032B-A	Contr. Sub. - Possess Analogues/Sched. 1-4	2 ATTEMPTS	2	1	1															.7
333.74032B-B	Contr. Sub. - Possess Analogues/Sched. 1-4	2 ATTEMPTS	27	1	5	9	9	3												1.5
333.74032B1	Contr. Sub. - Possess Methamphetamine	10 ATTEMPTS	1			1														1.5
333.74032D	Contr. Sub. - Possess Marijuana	1 ATTEMPTS	130	1	10	31	43	6	16	11	4		3	5						2.2
333.74042A	Contr. Sub. - Use (Narcotic/Cocaine/Meth/Ecstasy)	1 ATTEMPTS	6			2	3	1												1.8
333.74042B	Contr. Sub. - Use	1 ATTEMPTS	8	3	2	3														.9
333.74042A	Contr. Sub. - Use (Narcotic/Cocaine/Meth/Ecstasy)	1 ATTEMPTS	1		1															1.0
333.74042B	Contr. Sub. - Use	1 ATTEMPTS	1			1														1.1
333.7405D	Contr. Sub. - Maintain Drug House	2 ATTEMPTS	6		1	3	1		1											1.6
333.7405E	Contr. Sub. - Maintain Drug House	2 ATTEMPTS	1			1														1.5
333.74071C	Contr. Sub. - Obtain by Fraud	4 ATTEMPTS	15		5	1	8		1											1.6
333.74071G	Contr. Sub. - Counterfeit Prescription Form	4 ATTEMPTS	3			1	2													1.6
333.7407A1-A	Contr. Sub. - Attempt Felony	LIFE ATTEMPTS	2		1		1													1.4

NOTE: Be sure to check for related offense codes when examining a particular type of crime. They may or may not be in sequential order or even on the same page.

C1b 2011 Total Prisoner Population by Minimum Term Distribution - Drug Offenses

			TOTAL	.5	1	1.5	2	2.5	3	3.5	4	4.5	5	10	15	20	25	>25	LIFE	AVG
GRAND TOTALS			3,234	50	271	386	537	169	339	80	148	145	163	639	128	81	18	11	69	4.5
			3,159	43	240	378	523	165	334	80	148	145	162	636	128	80	18	10	69	4.6
			75	7	31	8	14	4	5				1	3		1		1		2.4
Compiled Laws	Offense	Max. Penalty																		
333.74101-A	Contr. Sub. - Deliver to Minor <50 Grams (Narcotic/Cocaine)	40 ATTEMPTS	6			1								3	2					9.3
333.74101-D	Contr. Sub. - Delivery to Minor, Sched. 4 and Marijuana	8 ATTEMPTS	4			1	2				1									2.3
333.74102-A	Contr. Sub. - Deliver <50 Grams, School Prop. (Narc/Cocaine)	60 ATTEMPTS	19		1		12		3	1	1			1						2.5
333.74103	Contr. Sub. - Intent Deliver <50 Grams, School Prop (Narc.)	40 ATTEMPTS	5				5													2.0
333.74104-A	Contr. Sub. - Possess on School/Library Prop. (Narc./Coc.) <25 Gr	8 ATTEMPTS	1			1														1.5
333.74104-B	Contr. Sub. - Possess on School/Library Property (Sched.1-4)	4 ATTEMPTS	1			1														1.5
333.7416	Contr. Sub. - Induce Minor to Felony	LIFE ATTEMPTS	1							1										3.5

C - 18

NOTES: Be sure to check for related offense codes when examining a particular type of crime. They may or may not be in sequential order or even on the same page.

Largest minimum term is reported for prisoners with multiple offenses.

When minimum terms exceed maximum penalties, that may be due to anomalies in criminal justice practices, habitualized offenses, database errors, etc.

Each minimum term category is rounded up from the preceding category (for example, the ten-year category includes all minimums longer than five years up to exactly ten years).

Minimum term averages are based on the raw data figures within the categories above (with life sentences excluded from the calculations).

SOURCE: Corrections Management Information System (CMIS)

C1c 2011 Total Prisoner Population by Minimum Term Distribution - Assaultive Offenses

C - 49

			TOTAL	.5	1	1.5	2	2.5	3	3.5	4	4.5	5	10	15	20	25	>25	LIFE	AVG
GRAND TOTALS			30,133	52	537	895	1,544	823	1,300	538	983	603	1,595	6,373	3,669	2,378	1,781	2,112	4,950	11.7
			29,738	46	489	844	1,441	796	1,270	517	978	599	1,591	6,350	3,657	2,361	1,771	2,103	4,925	11.8
			395	6	48	51	103	27	30	21	5	4	4	23	12	17	10	9	25	5.0
Compiled Laws	Offense	Max. Penalty																		
257.602A2	Police Officer - Flee - 4th Degree (Vehicle Code)	2 ATTEMPTS	14		4	6	2			1	1									1.6
257.602A3-A	Police Officer - Flee - 3rd Degree (Vehicle Code)	5 ATTEMPTS	229	4	52	54	76	10	17	3	4	3	1	5						1.8
			1		1															1.0
257.602A4	Police Officer - Flee - Serious Bodily Injury (Vehicle Code)	4 ATTEMPTS	1								1									4.0
257.602A4-A	Police Officer - Flee - 2nd Degree (Vehicle Code)	10 ATTEMPTS	94	3	10	6	19	9	15	3	6	3	7	12					1	3.1
257.602A5	Police Officer - Flee - 1st Degree (Vehicle Code)	15 ATTEMPTS	3									2		1						6.1
257.617	Fail to Stop at Accident - Serious Impairment/Death	5 ATTEMPTS	17			2	6	1	3	3	1		1							2.5
257.6173	Fail to Stop at Accident - At Fault Death Result	15 ATTEMPTS	12				1		1	1		2	2	4	1					5.9
257.6254	Operating Vehicle Intoxicated, Causing Death	15 ATTEMPTS	186			3	5	12	12	2	25	3	32	75	12	3		1	1	6.2
			2				1		1											2.5
257.6254A	Operating Vehicle Intoxicated, Causing Death	15 ATTEMPTS	8					1	2	1	1		1	2						4.1
257.6255-A	Operating Vehicle Intoxicated, Causing Serious Injury	5 ATTEMPTS	66		4	14	20	7	5	5	2		2	5	2					2.8
			1				1													1.7
257.6263	Driving - Reckless - Causing Serious Impairment of Body Function	5 ATTEMPTS	1				1													1.9
257.6264	Driving - Reckless - Causing Death	15 ATTEMPTS	2					1						1						4.2
257.9044	Operate - License Susp./Rev./Denied, Causing Death	15 ATTEMPTS	13				1	1	1	1			2	6		1				6.6
257.9045	Operate - License Susp./Rev./Denied, Causing Serious Injury	5 ATTEMPTS	10			1	5		2		2									2.4
287.3231	Dangerous Animal, Causing Death	15 ATTEMPTS	1								1									3.6
287.3232	Dangerous Animal, Causing Serious Injury	4 ATTEMPTS	1										1							5.0
324.31154	Water Resources Protection Violation Endangerment/Death	5 ATTEMPTS	1										1							5.0
324.801764	Marine Safety, Operating Under Influence, Death	15 ATTEMPTS	2						1					1						5.6
333.5210	AIDS - Sexual Penetration w/ Uninformed Partner	4 ATTEMPTS	4			1					3									3.3

NOTE: Be sure to check for related offense codes when examining a particular type of crime. They may or may not be in sequential order or even on the same page.

C1c 2011 Total Prisoner Population by Minimum Term Distribution - Assaultive Offenses

C - 50

			TOTAL	.5	1	1.5	2	2.5	3	3.5	4	4.5	5	10	15	20	25	>25	LIFE	AVG
GRAND TOTALS			30,133	52	537	895	1,544	823	1,300	538	983	603	1,595	6,373	3,669	2,378	1,781	2,112	4,950	11.7
			29,738	46	489	844	1,441	796	1,270	517	978	599	1,591	6,350	3,657	2,361	1,771	2,103	4,925	11.8
			395	6	48	51	103	27	30	21	5	4	4	23	12	17	10	9	25	5.0
Compiled Laws	Offense	Max. Penalty																		
436.17012	Alcohol - Sell/Furnish to Minor, Causing Death	10 ATTEMPTS	1				1													2.0
			1						1											3.0
722.675	Distribute Obscene Matter to Children	2 ATTEMPTS	4			1		2			1									2.4
750.10A	Sexually Delinquent Person	LIFE ATTEMPTS	8	1					1				2	3	1					6.7
750.110A2	Home Invasion - 1st Degree	20 ATTEMPTS	1,644		14	36	69	52	131	29	69	83	148	739	186	62	16	9	1	7.2
			22		1	5	7	3	1					3		2				4.2
750.1227B	Witness - Bribe/Intimidate/Interfere	10 ATTEMPTS	11				1	1			1			7	1					4.4
750.1227C	Witness - Intimidate/Threaten to Kill or Injure	15 ATTEMPTS	14			1	1	1		2				2	7					5.1
			2						1	1										3.0
750.1228	Witness - Retaliate Against	10 ATTEMPTS	2			1		1												1.8
750.136A	Torturing Children	10 ATTEMPTS	1															1		30.0
750.136B	Child Abuse	15 ATTEMPTS	1												1					15.0
750.136B2	Child Abuse - 1st Degree	15 ATTEMPTS	108		1	2	5	3	10	3	9	1	13	49	7	2	1	1	1	7.2
			5				2			3										2.7
750.136B3	Child Abuse - 2nd Degree	4 ATTEMPTS	28		3	8	6	5	1	1	3			1						2.3
			1		1															1.0
750.136B4	Child Abuse - 3rd Degree	2 ATTEMPTS	10		3	2	1	1	2		1									1.9
750.145A	Accost/Solicit Child for Immoral Purposes	1 ATTEMPTS	1						1											3.0
750.145A-A	Children - Accost for Immoral Purposes	4 ATTEMPTS	31		2	5	14	5	5											2.0
750.145C	Child Sexually Abusive Activity	20 ATTEMPTS	4								1	1		1	1					7.3
750.145C2	Child Sexually Abusive Activity	20 ATTEMPTS	153		2	2	4	4	12		6	5	12	68	32	5	1			8.1
750.145C3	Child Sexually Abusive Activity, Promote or Distribute	7 ATTEMPTS	8		2		3		2	1										2.1
750.145C4-A	Child Sexually Abusive Material, Possess	4 ATTEMPTS	31		4	5	14	6	1		1									1.8
750.145D2D	Computer/Internet - Plan Crime w/ Other, Max 4 - <10 yrs	10 ATTEMPTS	13			3	4	1	3	1			1							2.4

NOTE: Be sure to check for related offense codes when examining a particular type of crime. They may or may not be in sequential order or even on the same page.

C1c 2011 Total Prisoner Population by Minimum Term Distribution - Assaultive Offenses

C - 51

			TOTAL	.5	1	1.5	2	2.5	3	3.5	4	4.5	5	10	15	20	25	>25	LIFE	AVG
GRAND TOTALS			30,133	52	537	895	1,544	823	1,300	538	983	603	1,595	6,373	3,669	2,378	1,781	2,112	4,950	11.7
			29,738	46	489	844	1,441	796	1,270	517	978	599	1,591	6,350	3,657	2,361	1,771	2,103	4,925	11.8
			395	6	48	51	103	27	30	21	5	4	4	23	12	17	10	9	25	5.0
Compiled Laws	Offense	Max. Penalty																		
750.145D2F	Computer/Internet - Plan Crime w/ Other, Max 15+ yrs	20 ATTEMPTS	26		3	3	2	1	1		2	1	5	8						4.6
750.145N1	Vulnerable Adult Abuse - 1st Degree	15 ATTEMPTS	1											1						6.0
750.145N2	Vulnerable Adult Abuse - 2nd Degree	4 ATTEMPTS	1						1											2.7
750.157B	Homicide - Solicitation of Murder	LIFE ATTEMPTS	8												2			4	2	27.8
750.157B2	Homicide - Solicitation of Murder	LIFE ATTEMPTS	29					1		1		1	1	9	4	3	2	5	2	17.3
750.157C	Minors - Induce to Commit Felony	VAR ATTEMPTS	2		1				1											2.0
750.157C	Minors - Induce to Commit Felony	VAR ATTEMPTS	1																1	
750.158	Sodomy	15 ATTEMPTS	4			2		1		1										2.2
750.197C	Escape - From Jail Through Violence or Assault Prison Employee	4 ATTEMPTS	21		3	2	8	2	2		1		1	2						2.6
750.197C-A	Assault of Prison Employee	4 ATTEMPTS	7		5	1	1													1.1
750.197C-A	Assault of Prison Employee	4 ATTEMPTS	155	2	23	33	43	23	8	6	7	3	6	1						2.1
750.206	Explosives - Place w/ Intent to Damage	25 ATTEMPTS	18	4	12	2														.8
750.206	Explosives - Place w/ Intent to Damage	25 ATTEMPTS	1											1						7.5
750.207	Explosives - Place Near Property	LIFE ATTEMPTS	3												1				2	15.0
750.2072B	Explosives - Place Near Property Cause Property Damage	20 ATTEMPTS	2											1	1					10.8
750.208	Explosives - Aid/Abet Placement	15 ATTEMPTS	2													1		1		26.5
750.2091A	Explosives-Place w/ Intent to Injure	15 ATTEMPTS	1						1											3.0
750.2102C	Explosives-Possess Bomb w/ Unlawful Intent, Cause Physical Injury	25 ATTEMPTS	1												1					14.3
750.211A2A	Explosives - Mfg/Possess Explosive/ Other w/ Malicious Intent	15 ATTEMPTS	11		1		1		1				5	3						4.7
750.211A2B	Explosives - Mfg/Possess Molotov Cocktail/Other w/ Prop. Damage	20 ATTEMPTS	6									1	1	4						6.2
750.211A2C	Explosives - Mfg/Possess Molotov Cocktail/Other w/ Physical Injury	25 ATTEMPTS	1												1					15.0
750.213	Extortion	20 ATTEMPTS	44			1	2		4	1	3	1	2	18	4	6	1	1		9.8
750.213	Extortion	20 ATTEMPTS	3			1	1								1					5.5

NOTE: Be sure to check for related offense codes when examining a particular type of crime. They may or may not be in sequential order or even on the same page.

C1c 2011 Total Prisoner Population by Minimum Term Distribution - Assaultive Offenses

C - 52

			TOTAL	.5	1	1.5	2	2.5	3	3.5	4	4.5	5	10	15	20	25	>25	LIFE	AVG	
GRAND TOTALS			30,133	52	537	895	1,544	823	1,300	538	983	603	1,595	6,373	3,669	2,378	1,781	2,112	4,950	11.7	
			29,738	46	489	844	1,441	796	1,270	517	978	599	1,591	6,350	3,657	2,361	1,771	2,103	4,925	11.8	
			395	6	48	51	103	27	30	21	5	4	4	23	12	17	10	9	25	5.0	
Compiled Laws	Offense	Max. Penalty																			
750.234A	Weapons - Firearms, Discharge from Vehicle	4 ATTEMPTS	1				1														2.0
750.234B	Weapons - Firearms, Discharge in/at Bldg.	4 ATTEMPTS	5		1			1	2		1										2.6
750.2374	Weapons - Firearms, Discharge OUIL Cause Death	15 ATTEMPTS	1															1			33.0
750.240	Willfully Raise False Fire Alarm	1 ATTEMPTS	1					1													2.5
750.316	Homicide	LIFE ATTEMPTS	1,708												1			1	1,706	10	22.5
750.316-A	Homicide - Murder 1st Degree, Premeditated	LIFE ATTEMPTS	984				1									1		2	980	3	21.7
750.316-B	Homicide - Felony Murder	LIFE ATTEMPTS	622													1		1	620		30.0
750.316-C	Homicide - Open Murder, Statutory Short Form	LIFE ATTEMPTS	223													3	5	9	206	1	30.6
750.316-D	Homicide - Murder of Peace/ Corrections Officer	LIFE ATTEMPTS	1																1		
750.317	Homicide - Murder 2nd Degree	LIFE ATTEMPTS	3,670										7	164	454	718	742	935	650		25.1
750.317A	Deliver Controlled Substance Cause Death	LIFE ATTEMPTS	23				1		4		1		2	6	6	2		1			9.5
750.321	Homicide - Manslaughter	15 ATTEMPTS	53				1	1	1	3	3	1	8	22	4	6		3			10.6
750.321-A	Homicide - Manslaughter, Statutory Short Form	15 ATTEMPTS	176		1		2	3	6	2	9	9	19	94	22	6		3			8.4
750.321-C	Homicide - Manslaughter, Involuntary	15 ATTEMPTS	120			2	8	2	6	3	5	4	17	54	14	4	1				7.1
750.321-E	Homicide - Manslaughter w/ Motor Vehicle	15 ATTEMPTS	65				3	2	3		4	2	7	36	4	4					7.6
750.322	Homicide - Willful Killing of Unborn Child	15 ATTEMPTS	1													1					20.0
750.324	Homicide - Negligent Homicide	2 ATTEMPTS	3		1	1			1												1.7
750.329	Homicide - Manslaughter, Death w/ Weapon, Aim w/o Malice	15 ATTEMPTS	18						2	1	2	1	3	8	1						6.2
750.329A	Suicide - Assisting	5 ATTEMPTS	1						1												3.0

NOTE: Be sure to check for related offense codes when examining a particular type of crime. They may or may not be in sequential order or even on the same page.

C1c 2011 Total Prisoner Population by Minimum Term Distribution - Assaultive Offenses

C - 53

			TOTAL	.5	1	1.5	2	2.5	3	3.5	4	4.5	5	10	15	20	25	>25	LIFE	AVG
GRAND TOTALS			30,133	52	537	895	1,544	823	1,300	538	983	603	1,595	6,373	3,669	2,378	1,781	2,112	4,950	11.7
			29,738	46	489	844	1,441	796	1,270	517	978	599	1,591	6,350	3,657	2,361	1,771	2,103	4,925	11.8
			395	6	48	51	103	27	30	21	5	4	4	23	12	17	10	9	25	5.0
Compiled Laws	Offense	Max. Penalty																		
750.335A	Indecent Exposure (Sexually Delinquent Person)	1 ATTEMPTS	13	1			2		2			1	1	6						4.9
750.335A2B	Aggravated Indecent Exposure	2 ATTEMPTS	20		3	10	3	1	1			1	1							1.8
750.335A2C	Indecent Exposure by Sexually Delinquent Person	LIFE ATTEMPTS	24			2	2	2	1	2			5	7	3					6.0
750.336	Indecent Liberties w/ Child (nl WM)	10 ATTEMPTS	1										1							5.0
750.338	Gross Indecency Between Males, Commit/Procure	5 ATTEMPTS	4		1		1	1						1						3.0
750.338B	Gross Indecency Between Male & Female, Commit/Procure	5 ATTEMPTS	16			2	6	2	2		2		1		1					3.1
750.349	Kidnapping	LIFE ATTEMPTS	303						1	1	1		6	41	57	50	33	51	62	21.0
750.349A	Prisoner Taking Hostage	LIFE ATTEMPTS	3											2				1	2	18.0
750.349B	Unlawful Imprisonment	15 ATTEMPTS	5											1				2	2	41.6
750.350	Kidnapping - Child Enticement	LIFE ATTEMPTS	68		1		3	2	3	5	8	3	9	21	10	1		1	1	7.7
750.377B	Malicious Destruction Fire/Police Property	4 ATTEMPTS	7			2			3	2										2.5
750.377C	School Bus - Intentional Damage	5 ATTEMPTS	16			1	1		1		1	1	3	2		1	1	3	1	14.0
750.397	Mayhem	10 ATTEMPTS	2																	1.6
750.411H2B	Stalking a Minor	5 ATTEMPTS	43	1	7	12	11	4	2	2	4									1.9
750.411I	Stalking - Aggravated	5 ATTEMPTS	1			1														1.5
750.411I2B	Stalking a Minor - Aggravated	10 ATTEMPTS	3				2		1											2.3
750.411S2A	Unlawful Posting Message	2 ATTEMPTS	1			1														1.1
750.4362A	Poisoning - Food/Drink/Medicine/Water	15 ATTEMPTS	1											1						8.0
750.455	Prostitution - Pandering	20 ATTEMPTS	1										1							4.8

NOTE: Be sure to check for related offense codes when examining a particular type of crime. They may or may not be in sequential order or even on the same page.

C1c 2011 Total Prisoner Population by Minimum Term Distribution - Assaultive Offenses

C - 54

			TOTAL	.5	1	1.5	2	2.5	3	3.5	4	4.5	5	10	15	20	25	>25	LIFE	AVG
GRAND TOTALS			30,133	52	537	895	1,544	823	1,300	538	983	603	1,595	6,373	3,669	2,378	1,781	2,112	4,950	11.7
			29,738	46	489	844	1,441	796	1,270	517	978	599	1,591	6,350	3,657	2,361	1,771	2,103	4,925	11.8
			395	6	48	51	103	27	30	21	5	4	4	23	12	17	10	9	25	5.0
Compiled Laws	Offense	Max. Penalty																		
750.459	Prostitution - Transport Female (perhaps compel)	20 ATTEMPTS	3												2		1			16.6
750.479-B	Police Officer/Public Officer - Resist/Obstruct	2 ATTEMPTS	2			1			1											2.1
750.4792	Public Officer - Assault/Obstruct	2 ATTEMPTS	7			7														1.3
750.4793	Public Officer - Assault/Obstruct Cause Injury	4 ATTEMPTS	2			1	1													1.5
750.4794	Public Officer - Assault/Obstruct Cause Serious Injury	10 ATTEMPTS	1							1										4.0
750.479A2	Police Officer - Flee (Penal Code) 4th Degree	2 ATTEMPTS	6		1	1	1	2	1											1.9
750.479A3	Police Officer - Flee (Penal Code) 3rd Degree	5 ATTEMPTS	86		3	17	28	10	10	1	6	3	4	4						2.5
			1			1														1.7
750.479A4-A	Police Officer - Flee (Penal Code) 2nd Degree	10 ATTEMPTS	20		1		4	2	1	1	2		2	4	2	1				5.7
750.479A5	Police Officer - Flee (Penal Code) Serious Injury	15 ATTEMPTS	1												1					15.0
750.479B1	Peace Officer - Disarm Non-Firearm	4 ATTEMPTS	1								1									4.0
750.479B2	Peace Officer - Disarm Firearm	10 ATTEMPTS	7						2		1		1	1	1				1	5.9
			3			1	2													1.8
750.483A2B	Interfere w/ Crime Report Threat to Kill/Injure	10 ATTEMPTS	7				2	1	1		1		2							3.2
			1								1									4.0
750.483A4B	Interfere w/ Police Investigation Threat to Kill/Injure	10 ATTEMPTS	3							2				1						5.2
			1			1														1.3
750.520	Rape	LIFE ATTEMPTS	15												1			1	13	37.5
750.520B	CSC - 1st Degree - Multiple Variables	LIFE ATTEMPTS	1,018		1		1	1	1	2	3	4	12	131	175	158	132	215	182	22.1
			6			1									1	2		2	2	17.2
750.520B1A	CSC - 1st Degree - Person Under 13	LIFE ATTEMPTS	1,565		4	1	8	6	10	9	16	11	44	368	424	259	192	143	70	16.1
			5				1	1		1			1	1	1					7.5
750.520B1B	CSC - 1st Degree - Relationship	LIFE ATTEMPTS	415				3	2	3	3	2	2	18	98	137	67	38	34	8	14.8
			3				1			1					1					8.4
750.520B1C	CSC - 1st Degree - During Felony	LIFE ATTEMPTS	140				1				1	1	1	13	26	20	18	43	15	23.7
			1											1	1					15.0
750.520B1D	CSC - 1st Degree - Accomplices	LIFE ATTEMPTS	52						1				3	11	10	9	6	10	2	18.7

NOTE: Be sure to check for related offense codes when examining a particular type of crime. They may or may not be in sequential order or even on the same page.

C1c 2011 Total Prisoner Population by Minimum Term Distribution - Assaultive Offenses

C - 55

			TOTAL	.5	1	1.5	2	2.5	3	3.5	4	4.5	5	10	15	20	25	>25	LIFE	AVG
GRAND TOTALS			30,133	52	537	895	1,544	823	1,300	538	983	603	1,595	6,373	3,669	2,378	1,781	2,112	4,950	11.7
			29,738	46	489	844	1,441	796	1,270	517	978	599	1,591	6,350	3,657	2,361	1,771	2,103	4,925	11.8
			395	6	48	51	103	27	30	21	5	4	4	23	12	17	10	9	25	5.0
Compiled Laws	Offense	Max. Penalty																		
750.520B1E	CSC - 1st Degree - Weapon Used	LIFE ATTEMPTS	197					1			1	1	2	17	42	38	25	48	22	22.2
			3														1	2		31.6
750.520B1F	CSC - 1st Degree - Personal Injury	LIFE ATTEMPTS	242					1	1			1	5	30	60	44	48	39	13	20.2
			2					1		1										2.7
750.520B1G	CSC - 1st Degree - Injury to Incapacitated Victim	LIFE ATTEMPTS	8									1	1	1	2	1	1	1		17.4
750.520B1H	CSC - 1st Degree - Mentally Disabled Relationship	LIFE ATTEMPTS	16											5	3	5		3		16.5
750.520B2B	CSC - 1st Degree - Person <13, Defendant 17+ yrs.	LIFE ATTEMPTS	114				1		1				2	10	7	3	75	11	4	23.1
750.520B2C	CSC - 1st Degree - Person <13, Defendant 17+ yrs - 2nd Offense	LIFE ATTEMPTS	7					1							1				5	8.7
750.520C	CSC - 2nd Degree - Multiple Variables	15 ATTEMPTS	225		6	8	29	9	21	5	21	7	31	69	15	2	2			5.6
			4				3			1										2.3
750.520C1A	CSC - 2nd Degree - Person Under 13	15 ATTEMPTS	884	1	17	32	96	40	86	24	54	16	132	318	47	19		2		5.7
			30		2	4	15	3	2	2			1	1						2.3
750.520C1B	CSC - 2nd Degree - Relationship	15 ATTEMPTS	150		2	9	18	1	20	7	12		22	54	3	1			1	4.9
750.520C1C	CSC - 2nd Degree - During Felony	15 ATTEMPTS	16		1			2	1	1	2		2	7						4.8
750.520C1D	CSC - 2nd Degree - Accomplices	15 ATTEMPTS	10			1	1		1	1	2			4						4.4
			1			1														1.5
750.520C1E	CSC - 2nd Degree - Weapon Used	15 ATTEMPTS	7	1									1	4		1				7.7
750.520C1F	CSC - 2nd Degree - Personal Injury	15 ATTEMPTS	57		2	1	2	1	9		11	2	8	16	1	3		1		6.2
750.520C1G	CSC - 2nd Degree - Injury to Incapacitated Victim	15 ATTEMPTS	9				3	2	2				1	1						3.0
750.520C1H	CSC - 2nd Degree - Mentally Disabled Relationship	15 ATTEMPTS	12			2	1		2	1	2		2	1	1					4.3
750.520C1I	CSC - 2nd Degree - State Prisoner	15 ATTEMPTS	1								1									3.6
750.520C1K	CSC - 2nd Degree - County Prisoner	15 ATTEMPTS	2						1		1									3.3
750.520C2B	CSC - 2nd Degree - Person <13, Defendant 17+ yrs.	15 ATTEMPTS	110		4	2	9	5	11	3	10	2	19	38	6		1			5.6
			3			1	2													1.7
750.520D	CSC - 3rd Degree - Multiple Variables	15 ATTEMPTS	351		8	5	16	14	23	6	19	11	34	165	35	7	3	4	1	7.4
			9				7	2												2.0

NOTE: Be sure to check for related offense codes when examining a particular type of crime. They may or may not be in sequential order or even on the same page.

C1c 2011 Total Prisoner Population by Minimum Term Distribution - Assaultive Offenses

C - 56

			TOTAL	.5	1	1.5	2	2.5	3	3.5	4	4.5	5	10	15	20	25	>25	LIFE	AVG
GRAND TOTALS			30,133	52	537	895	1,544	823	1,300	538	983	603	1,595	6,373	3,669	2,378	1,781	2,112	4,950	11.7
			29,738	46	489	844	1,441	796	1,270	517	978	599	1,591	6,350	3,657	2,361	1,771	2,103	4,925	11.8
			395	6	48	51	103	27	30	21	5	4	4	23	12	17	10	9	25	5.0
Compiled Laws	Offense	Max. Penalty																		
750.520D1A	CSC - 3rd Degree - Person 13-15	15 ATTEMPTS	872		18	30	70	38	66	25	52	42	105	360	43	19	2	1	1	6.0
			64		8	14	25	6	6	4	1									1.9
750.520D1B	CSC - 3rd Degree - Force/Coercion	15 ATTEMPTS	375		3	10	19	8	15	5	27	12	53	161	40	13	5	4		7.7
			12		4	1	4		2				1							2.4
750.520D1C	CSC - 3rd Degree - Incapacitated Victim	15 ATTEMPTS	55		3	2	5	4	1		2	4	4	23	5	1	1			6.7
			2				1	1												2.7
750.520D1D	CSC - 3rd Degree - Incest	15 ATTEMPTS	95		1	2	2	2	8	9	4	2	12	50	3					6.4
			3				3													1.9
750.520D1E	CSC - 3rd Degree - Student	15 ATTEMPTS	8						4	1	2			1						4.1
750.520E	CSC - 4th Degree - Multiple Variables	2 ATTEMPTS	18		4	8	2	1	1		1			1						2.0
750.520E1A	CSC - 4th Degree - Force/Coercion	2 ATTEMPTS	56	3	9	27	3	5	4	1	1			3						1.8
750.520E1A-A	CSC - 4th Degree - Victim 13-16	2 ATTEMPTS	23	1	2	11	2	3			2		1	1						2.0
750.520E1B	CSC - 4th Degree - Incapacitated Victim	2 ATTEMPTS	6			2		1	1	1	1									2.5
750.520E1G	CSC - 4th Degree - Incest	2 ATTEMPTS	3			1	1		1											2.0
750.520F	CSC - 2nd+ Offense	LIFE ATTEMPTS	14		1								4	5	2	2				9.6
750.520G	CSC - Assault w/ Intent to Commit Sexual Penetration	10 ATTEMPTS	4			1							2	1						4.6
750.520G1	CSC - Assault w/ Intent to Commit Sexual Penetration	10 ATTEMPTS	309		9	27	64	24	39	18	16	4	37	62	5		2	2		4.0
			4			2	1			1										2.0
750.520G2	CSC - 2nd Degree Assault	5 ATTEMPTS	55		3	8	20	8	7	3	1		3	1					1	2.3
750.520N	CSC - Tamper w/ Electronic Monitoring Device	2 ATTEMPTS	1			1														1.1
750.529	Robbery - Armed	LIFE ATTEMPTS	4,312		3	4	79	109	135	112	133	175	209	1,381	955	419	198	237	163	11.6
			26				5	1	3			3	6	2			3	2	1	10.7
750.529A	Carjacking	LIFE ATTEMPTS	610			2	11	16	32	21	32	34	52	223	121	31	14	16	5	9.2
			5				2					1	1	1						4.5
750.530	Robbery - Unarmed	15 ATTEMPTS	975	4	36	43	128	73	149	37	114	35	114	185	30	16	2	4	5	4.6
			13	1	2		4	1		2			1	2						3.1
750.531	Bank Robbery/Safe Breaking	LIFE ATTEMPTS	22					1	1			1	1	1	3	5	4	1	4	16.2

NOTE: Be sure to check for related offense codes when examining a particular type of crime. They may or may not be in sequential order or even on the same page.

C1c 2011 Total Prisoner Population by Minimum Term Distribution - Assaultive Offenses

C - 57

			TOTAL	.5	1	1.5	2	2.5	3	3.5	4	4.5	5	10	15	20	25	>25	LIFE	AVG
GRAND TOTALS			30,133	52	537	895	1,544	823	1,300	538	983	603	1,595	6,373	3,669	2,378	1,781	2,112	4,950	11.7
			29,738	46	489	844	1,441	796	1,270	517	978	599	1,591	6,350	3,657	2,361	1,771	2,103	4,925	11.8
			395	6	48	51	103	27	30	21	5	4	4	23	12	17	10	9	25	5.0
Compiled Laws	Offense	Max. Penalty																		
750.531-A	Bank Robbery	LIFE ATTEMPTS	182	1	4	6	10	9	16	6	11	6	20	57	16	11	4	4	1	7.5
			2								1									11.1
750.531-B	Safe Breaking	LIFE ATTEMPTS	70			3	3	3	6	3	6	1	8	22	9	4		2		7.3
			1										1							9.5
750.532	Seduction	5 ATTEMPTS	1					1												2.1
750.539J2A1	Surveil Unclothed Person	2 ATTEMPTS	1			1														1.3
750.539J2B	Capture/Distribute Image of Unclothed Person	5 ATTEMPTS	4			1	2						1							2.5
750.5405B	Interfere w/ Electronic Communications, Injury/Death	4 ATTEMPTS	4			1	1	1			1									2.3
750.543P	Terrorism - Use of Internet/Telecomm. to Commit	20 ATTEMPTS	1											1						6.5
750.72	Arson - Dwelling House/ Curtilage	20 ATTEMPTS	16	1		2					1		2	7	1	1		1		8.2
			1		1															1.0
750.72-A	Arson - Dwelling House	20 ATTEMPTS	161		3	3	14	7	7	2	9	11	23	60	15	6		1		6.6
			3				1			1			1	1						4.1
750.72-B	Arson - Dwelling House/ Curtilage	20 ATTEMPTS	10								1		1	7	1					7.6
750.73	Arson - Real Property	10 ATTEMPTS	58	1	2	5	12	7	1	7	4	1	4	9	2	2			1	4.3
750.741C1	Arson - Personal Property, \$1K - <\$20K	5 ATTEMPTS	8		2	2	2		1					1						2.3
750.741D1	Arson - Personal Property, \$20K or More	10 ATTEMPTS	3			2			1											2.0
750.75	Arson - Insured Property	10 ATTEMPTS	9		2		1				5		1							3.2
750.771C1	Arson - Preparation to Burn Property, \$1K - <\$20K	5 ATTEMPTS	3		1		1	1												1.8
750.771D1	Arson - Preparation to Burn Property, \$20K or More	10 ATTEMPTS	5			1			1		1		1	1						4.6
750.814	Domestic Violence - 3rd Offense	2 ATTEMPTS	147	3	22	58	34	11	11	1	5		1	1						1.7
750.81A	Assault - Aggravated	1 ATTEMPTS	1	1																.5
750.81A3	Domestic Violence, Aggravated - 2nd Offense	2 ATTEMPTS	11		1	4	3	1	2											1.8

NOTE: Be sure to check for related offense codes when examining a particular type of crime. They may or may not be in sequential order or even on the same page.

C1c 2011 Total Prisoner Population by Minimum Term Distribution - Assaultive Offenses

C - 58

			TOTAL	.5	1	1.5	2	2.5	3	3.5	4	4.5	5	10	15	20	25	>25	LIFE	AVG
GRAND TOTALS			30,133	52	537	895	1,544	823	1,300	538	983	603	1,595	6,373	3,669	2,378	1,781	2,112	4,950	11.7
			29,738	46	489	844	1,441	796	1,270	517	978	599	1,591	6,350	3,657	2,361	1,771	2,103	4,925	11.8
			395	6	48	51	103	27	30	21	5	4	4	23	12	17	10	9	25	5.0
Compiled Laws	Offense	Max. Penalty																		
750.81D1	Police Officer - Assault/Resist/ Obstruct	2 ATTEMPTS	276	4	59	114	50	20	13	5	9			2						1.6
750.81D2	Police Officer - Assault/Resist/ Obsruct, Causing Injury	4 ATTEMPTS	38	1	4	7	15	3	3	1			3	1						2.1
750.81D3	Police Officer - Assault/Resist/ Obstruct, Serious Impairment	15 ATTEMPTS	7						1		1			2	1	2				10.7
750.82	Felonious Assault	4 ATTEMPTS	418	7	51	90	144	51	39	5	17	1	8	3				1	1	2.0
			12		5	6	1													1.1
750.83	Assault w/ Intent to Murder	LIFE ATTEMPTS	1,398			1	3	3	6	4	7	11	18	298	335	226	159	200	127	18.0
			11					1						3	3	3	1			14.1
750.84	Assault w/ Intent to do Great Bodily Harm Less Than Murder	10 ATTEMPTS	1,135	4	34	24	105	77	155	61	115	31	158	295	50	8	7	2	9	5.0
			33		4	7	10	3	4	1	2		1	1						2.2
750.85	Torture	LIFE ATTEMPTS	37						1		1		1	5	12	11	1	5		17.3
750.86	Assault w/ Intent to Maim	10 ATTEMPTS	5						1	1			1	2						4.7
750.87	Assault w/ Intent to Commit Felony	10 ATTEMPTS	5			1			1					2	1					7.0
			1					1												2.5
750.88	Assault w/ Intent to Rob While Unarmed	15 ATTEMPTS	101		6	8	11	8	15	1	9	4	11	15	10	1		2		5.5
			1					1												2.4
750.89	Assault w/ Intent to Rob While Armed	LIFE ATTEMPTS	659		1		10	15	23	29	16	28	30	220	148	61	24	27	27	10.9
			4											1	2			1	1	15.3
750.90A	Assault - Pregnant Individual, Miscarriage/Stillbirth w/ Intent	LIFE ATTEMPTS	2											1		1				13.0
750.90BB	Assault - Pregnant Individual, Harm to Embryo/Fetus	10 ATTEMPTS	1							1										3.3
750.90DA	Pregnant Indiv. - Oper. Under Infl., Miscarriage/Stillbirth	15 ATTEMPTS	2								1		1							4.3
750.91	Homicide - Attempted Murder	LIFE ATTEMPTS	23											6	8	2	3	1	3	14.9
			1												1					10.5
752.542A	Prisons - Riots	10 ATTEMPTS	9							1	1	1	2	3	1					6.5

NOTES: Be sure to check for related offense codes when examining a particular type of crime. They may or may not be in sequential order or even on the same page.

Largest minimum term is reported for prisoners with multiple offenses.

When minimum terms exceed maximum penalties, that may be due to anomalies in criminal justice practices, habitualized offenses, database errors, etc.

Each minimum term category is rounded up from the preceding category (for example, the ten-year category includes all minimums longer than five years up to exactly ten years).

Minimum term averages are based on the raw data figures within the categories above (with life sentences excluded from the calculations).

SOURCE: Corrections Management Information System (CMIS)

C - 59

GRAND TOTALS			TOTAL*	.5	1	1.5	2	2.5	3	3.5	4	4.5	5	10	15	20	25	>25	LIFE	AVG	
			1,909	16	96	206	281	102	131	49	84	43	99	282	119	92	60	44	182	6.5	
			1,859	14	89	196	280	98	130	49	84	43	99	282	119	91	60	44	181	6.6	
			27	2	7	10	1	4	1							1			1	2.1	
Compiled Laws	Offense	Max. Penalty																			
28.729	Sex Offender - Fail to Register	4 ATTEMPTS	2		1			1													1.5
28.7291B	Sex Offender - Fail to Register, 2nd Offense	7 ATTEMPTS	1		1																1.0
257.602A2	Police Officer - Flee - 4th Degree (Vehicle Code)	2 ATTEMPTS	1		1																.9
257.602A3-A	Police Officer - Flee - 3rd Degree (Vehicle Code)	5 ATTEMPTS	2						1			1									3.6
257.602A4-A	Police Officer - Flee - 2nd Degree (Vehicle Code)	10 ATTEMPTS	1											1							7.0
257.617	Fail to Stop at Accident - Serious Impairment/Death	5 ATTEMPTS	4				2	1		1											2.3
257.6254	Operating Vehicle Intoxicated, Causing Death	15 ATTEMPTS	36			1	3	4	4	1	5	1	4	12	1						4.9
257.6254A	Operating Vehicle Intoxicated, Causing Death	15 ATTEMPTS	2					1						1							4.3
257.6255-A	Operating Vehicle Intoxicated, Causing Serious Injury	5 ATTEMPTS	12			6	3	2		1											1.8
257.6256D	Operating Vehicle Intoxicated, Contr. Sub. - 3rd Offense	5 ATTEMPTS	35		6	15	6	4	2		2										1.7
257.6257A2	Operating Vehicle Intoxicated, w/ Occupant <16 - 2nd+ Offense	5 ATTEMPTS	4		1	2			1												1.7
257.6264	Driving - Reckless - Causing Death	15 ATTEMPTS	1											1							6.0
257.9044	Operate - License Susp./Rev./ Denied, Causing Death	15 ATTEMPTS	2					1		1											2.9
257.9045	Operate - License Susp./Rev./ Denied, Causing Serious Injury	5 ATTEMPTS	4				3				1										2.3
287.3231	Dangerous Animal, Causing Death	15 ATTEMPTS	1								1										3.6
333.74012A1	Contr. Sub. - Del/Mfg 1,000+ Grams (Narc. or Cocaine)	LIFE ATTEMPTS	4											1	1	2					15.7
333.74012A2	Contr. Sub. - Del/Mfg 450 - 999 Grams (Narc. or Cocaine)	30 ATTEMPTS	4								1			2		1					10.6
333.74012A3	Contr. Sub. - Del/Mfg 50 - 449 Grams (Narc. or Cocaine)	20 ATTEMPTS	20			1	2		2			3	2	10							5.6

NOTE: Be sure to check for related offense codes when examining a particular type of crime. They may or may not be in sequential order or even on the same page.

C - 60

GRAND TOTALS			TOTAL*	.5	1	1.5	2	2.5	3	3.5	4	4.5	5	10	15	20	25	>25	LIFE	AVG
			1,909	16	96	206	281	102	131	49	84	43	99	282	119	92	60	44	182	6.5
			1,859	14	89	196	280	98	130	49	84	43	99	282	119	91	60	44	181	6.6
			27	2	7	10	1	4	1							1			1	2.1
Compiled Laws	Offense	Max. Penalty																		
333.74012A4	Contr. Sub. - Del/Mfg Under 50 Grams (Narc. or Cocaine)	20 ATTEMPTS	35		3	5	9	2	5	5	4		2							2.5
333.74012B-A	Contr. Sub. - Del/Mfg (Sched. 1-3), Except Marijuana	7 ATTEMPTS	3				1			1			1							3.2
333.74012B1	Contr. Sub. - Del/Mfg Meth/Ecstasy	20 ATTEMPTS	16					3	4			4	1	4						4.1
			1		1															1.0
333.74012D3	Contr. Sub. - Del/Mfg Marijuana	4 ATTEMPTS	1		1															.8
333.7401C2A	Contr. Sub. - Operate/Maintain Lab	10 ATTEMPTS	2										1	1						5.5
333.7401C2B	Contr. Sub. - Operate/Maintain Lab Near Minor	20 ATTEMPTS	9			1	1	1	1	2	1		1	1						3.8
333.7401C2C	Contr. Sub. - Operate/Maintain Lab Involving Hazardous Waste	20 ATTEMPTS	5							1	2		1	1						4.5
333.7401C2D	Contr. Sub. - Operate/Maintain Lab Near Specified Places	20 ATTEMPTS	2					1	1											2.7
333.7401C2E	Contr. Sub. - Operate/Maintain Lab Involving Firearm	25 ATTEMPTS	2						1		1									3.5
333.7401C2F	Contr. Sub. - Operate/Maintain Lab Involving Meth	20 ATTEMPTS	38			1	9	1	14	1	1	4		7						3.5
333.74022A	Contr. Sub. - Create/Del./Intent Counterfeit (Narcotic)	10 ATTEMPTS	1		1															1.0
333.74022E	Contr. Sub. - Create/Deliver Analogue	15 ATTEMPTS	1						1											3.0
333.74032A1	Contr. Sub. - Possess 1,000+ Grams (Narcotic)	LIFE ATTEMPTS	1							1										3.5
333.74032A3	Contr. Sub. - Possess 50 - 449 Grams (Narcotic)	20 ATTEMPTS	3						1			1	1							4.1
333.74032A4	Contr. Sub. - Possess 25 - 49 Grams (Narcotic)	4 ATTEMPTS	2			2														1.1
333.74032A5	Contr. Sub. - Possess <25 Grams (Narcotic)	4 ATTEMPTS	24	2	7	11	2	1						1						1.6
333.74032B1	Contr. Sub. - Possess Methamphetamine	10 ATTEMPTS	15		1	4	5		2	1			1	1						2.5
333.74032D	Contr. Sub. - Possess Marijuana	1 ATTEMPTS	1			1														1.3

NOTE: Be sure to check for related offense codes when examining a particular type of crime. They may or may not be in sequential order or even on the same page.

C - 61

GRAND TOTALS			TOTAL*	.5	1	1.5	2	2.5	3	3.5	4	4.5	5	10	15	20	25	>25	LIFE	AVG	
			1,909	16	96	206	281	102	131	49	84	43	99	282	119	92	60	44	182	6.5	
			1,859	14	89	196	280	98	130	49	84	43	99	282	119	91	60	44	181	6.6	
			27	2	7	10	1	4	1							1			1	2.1	
Compiled Laws	Offense	Max. Penalty																			
333.7405D	Contr. Sub. - Maintain Drug House	2 ATTEMPTS	1			1															1.1
333.74071C	Contr. Sub. - Obtain by Fraud	4 ATTEMPTS	4		1		2		1												1.9
333.7407A1-A	Contr. Sub. - Attempt Felony	LIFE ATTEMPTS	2		1		1														1.4
333.74101-A	Contr. Sub. - Deliver to Minor <50 Grams (Narcotic/Cocaine)	40 ATTEMPTS	1												1						15.0
333.74102-A	Contr. Sub. - Deliver <50 Grams, School Prop. (Narc/Cocaine)	60 ATTEMPTS	1				1														2.0
333.74103	Contr. Sub. - Intent Deliver <50 Grams, School Prop (Narc.)	40 ATTEMPTS	1				1														2.0
400.601-B	Fraud - Welfare, Over \$500	4 ATTEMPTS	1				1														1.8
400.71313A	Adult Foster Care - Operate Facility w/o License	2 ATTEMPTS	1			1															1.3
445.65	Identity Theft	5 ATTEMPTS	17		2	8	4	2	1												1.7
445.67	Identity Theft - Obtain/Possess/Transfer ID w/Intent	5 ATTEMPTS	1						1												2.8
722.6335B	Child Abuse - Intentional False Report Felony	VAR ATTEMPTS	1				1														1.9
750.110	Breaking & Entering - Bldg. w/Intent	15 ATTEMPTS	12	1		2	4	2		1			2								2.3
750.110A2	Home Invasion - 1st Degree	20 ATTEMPTS	65		1	5	3	4	6	1	1	3	6	29	3	2	1				6.2
750.110A3	Home Invasion - 2nd Degree	15 ATTEMPTS	1		4	5	19	8	5	2	10	1	4	5							2.9
750.110A4	Home Invasion - 3rd Degree	5 ATTEMPTS	4	1		1	1				1										1.9
750.1227B	Witness - Bribe/Intimidate/Interfere	10 ATTEMPTS	1										1								5.0
750.1313C	Check - Non-Sufficient Funds, \$500 or more	2 ATTEMPTS	1			1															1.5
750.131A1	Check - No Account	2 ATTEMPTS	5		1	1	2	1													1.6

NOTE: Be sure to check for related offense codes when examining a particular type of crime. They may or may not be in sequential order or even on the same page.

C - 62

GRAND TOTALS			TOTAL*	.5	1	1.5	2	2.5	3	3.5	4	4.5	5	10	15	20	25	>25	LIFE	AVG	
			1,909	16	96	206	281	102	131	49	84	43	99	282	119	92	60	44	182	6.5	
			1,859	14	89	196	280	98	130	49	84	43	99	282	119	91	60	44	181	6.6	
			27	2	7	10	1	4	1							1			1	2.1	
Compiled Laws	Offense	Max. Penalty																			
750.136B2	Child Abuse - 1st Degree	15 ATTEMPTS	17			1		1	2		1	1	3	8							5.8
750.136B3	Child Abuse - 2nd Degree	4 ATTEMPTS	5			3	1		1												1.6
750.136B4	Child Abuse - 3rd Degree	2 ATTEMPTS	1	1																	1.0
750.145C2	Child Sexually Abusive Activity	20 ATTEMPTS	2		1				1												1.9
750.145D2F	Computer/Internet - Plan Crime w/ Other, Max 15+ yrs	20 ATTEMPTS	5						1		1			3							5.6
750.157A	Compounding Offenses	5 ATTEMPTS	1											1							9.5
750.157B2	Homicide - Solicitation of Murder	LIFE ATTEMPTS	2																2		
750.157N1	Financial Transaction Device - Steal/Retain w/o Consent	4 ATTEMPTS	7					1					1	3		1		1			12.0
750.157Q	Financial Transaction Device - Illegal Sale/Use	4 ATTEMPTS	12	1	2	3	3	1	3												1.9
750.15911	Criminal Enterprise - Conduct	20 ATTEMPTS	1	1																	.3
750.15913	Criminal Enterprise - Racketeering Proceeds	20 ATTEMPTS	1		1																1.0
750.15914-A	Criminal Enterprise - Conspiracy	20 ATTEMPTS	14				2		4	2		1	2	2	1						4.4
750.165	Child Support - Fail to Pay	4 ATTEMPTS	1							1											3.3
750.1744A	Embezzle - Agent or Trustee, \$1K - <\$20K	5 ATTEMPTS	1											1							10.0
750.1744B	Embezzle - Agent or Trustee, \$200 - <\$1K - 2nd+ Offense	5 ATTEMPTS	2		1	1															1.0
750.1745A	Embezzle - Agent or Trustee, \$20K - <\$50K	10 ATTEMPTS	3		1	1	1														1.5
750.1746	Embezzle - \$50K - <\$100K	15 ATTEMPTS	2				2														1.9
750.1747	Embezzlement - \$100K or More	15 ATTEMPTS	8		1	1	2		1				2	1							3.2
			5			1	3			1											2.0
			11			1				2	2		3	3							4.8

NOTE: Be sure to check for related offense codes when examining a particular type of crime. They may or may not be in sequential order or even on the same page.

C - 63

GRAND TOTALS			TOTAL*	.5	1	1.5	2	2.5	3	3.5	4	4.5	5	10	15	20	25	>25	LIFE	AVG
			1,909	16	96	206	281	102	131	49	84	43	99	282	119	92	60	44	182	6.5
			1,859	14	89	196	280	98	130	49	84	43	99	282	119	91	60	44	181	6.6
			27	2	7	10	1	4	1							1			1	2.1
Compiled Laws	Offense	Max. Penalty																		
750.174A4A	Embezzlement - From Vulnerable Adult, \$1K - <\$20K	5 ATTEMPTS	3			1	1			1										2.3
750.174A5A	Embezzlement - From Vulnerable Adult, \$20K or More	10 ATTEMPTS	3				1				1		1							3.5
750.1952	Escape - From Felony Jail Sentence	4 ATTEMPTS	1					1												2.3
750.197C-A	Assault of Prison Employee	4 ATTEMPTS	7	1	2	1	2	1												1.3
750.213	Extortion	20 ATTEMPTS	2				1							1						6.0
750.2184A	False Pretenses - \$1K - <\$20K	5 ATTEMPTS	8			1	4	1	2											2.1
750.2185A	False Pretenses - \$20K or More	10 ATTEMPTS	3					1	1				1							3.4
750.224F	Weapons - Firearms, Possession by Felon	5 ATTEMPTS	4		1	1	2													1.4
750.226	Weapons - Dangerous Weapon, Carry w/Unlawful Intent	5 ATTEMPTS	4			1	1	2												2.1
750.227	Weapons - Carry Concealed	5 ATTEMPTS	6	1		3	2													1.4
750.227B-A	Weapons - Felony Firearm	2 ATTEMPTS	41				40												1	2.0
750.248	Forgery	14 ATTEMPTS	12			3	3		2		1		1	2						3.3
750.249	Utter & Publish	14 ATTEMPTS	59	2	4	20	20	5	1		3		1	3						2.1
			6	1		3	1	1												1.4
750.254	Utter & Publish - Possess Counterfeit Bank/State/Bills	5 ATTEMPTS	2			1	1													1.7
750.316	Homicide	LIFE ATTEMPTS	47																47	
			1																1	
750.316-A	Homicide - Murder 1st Degree, Premeditated	LIFE ATTEMPTS	47																47	
750.316-B	Homicide - Felony Murder	LIFE ATTEMPTS	37																37	
750.316-C	Homicide - Open Murder, Statutory Short Form	LIFE ATTEMPTS	16													1	1		14	21.2

NOTE: Be sure to check for related offense codes when examining a particular type of crime. They may or may not be in sequential order or even on the same page.

C - 64

GRAND TOTALS			TOTAL*	.5	1	1.5	2	2.5	3	3.5	4	4.5	5	10	15	20	25	>25	LIFE	AVG
			1,909	16	96	206	281	102	131	49	84	43	99	282	119	92	60	44	182	6.5
			1,859	14	89	196	280	98	130	49	84	43	99	282	119	91	60	44	181	6.6
			27	2	7	10	1	4	1							1			1	2.1
Compiled Laws	Offense	Max. Penalty																		
750.317	Homicide - Murder 2nd Degree	LIFE ATTEMPTS	246										2	24	51	63	47	36	23	20.1
			1													1				20.0
750.317A	Deliver Controlled Substance Cause Death	LIFE ATTEMPTS	10						4		1		1	3	1					5.8
			1					1												2.5
750.321	Homicide - Manslaughter	15 ATTEMPTS	8				1			2			2	3						6.0
750.321-A	Homicide - Manslaughter, Statutory Short Form	15 ATTEMPTS	14						4			1	1	7	1					6.1
750.321-C	Homicide - Manslaughter, Involuntary	15 ATTEMPTS	24			2	1		2			2	4	13						5.5
750.321-E	Homicide - Manslaughter w/ Motor Vehicle	15 ATTEMPTS	6				1		1					4						6.0
750.329	Homicide - Manslaughter, Death w/ Weapon, Aim w/o Malice	15 ATTEMPTS	1										1							5.0
750.335A2B	Aggravated Indecent Exposure	2 ATTEMPTS	1			1														1.3
750.338B	Gross Indecency Between Male & Female, Commit/Procure	5 ATTEMPTS	1								1									3.7
750.349	Kidnapping	LIFE ATTEMPTS	10										2		2	1		1	4	15.4
750.349B	Unlawful Imprisonment	15 ATTEMPTS	1											1						7.0
750.350	Kidnapping - Child Enticement	LIFE ATTEMPTS	1								1									3.8
			1		1															.9
750.356A3	Breaking & Entering - Vehicle Semi-House Trailer, w/ Damage	5 ATTEMPTS	3	1	1	1														.8
750.356C	Retail Fraud - 1st Degree	5 ATTEMPTS	77	1	13	19	17	11	6	1	8		1							2.0
750.357	Larceny from Person	10 ATTEMPTS	24	1	1	9	3	2	2	2	1		1	2						2.4
			2			2														1.5
750.357B	Weapons - Firearms - Larceny	5 ATTEMPTS	1											1						10.0
750.360	Larceny in Building	4 ATTEMPTS	24	1	4	7	7	4	1											1.6
750.3622A	Larceny by Conversion, \$20K or More	10 ATTEMPTS	1										1							5.0

NOTE: Be sure to check for related offense codes when examining a particular type of crime. They may or may not be in sequential order or even on the same page.

C - 65

GRAND TOTALS			TOTAL*	.5	1	1.5	2	2.5	3	3.5	4	4.5	5	10	15	20	25	>25	LIFE	AVG	
			1,909	16	96	206	281	102	131	49	84	43	99	282	119	92	60	44	182	6.5	
			1,859	14	89	196	280	98	130	49	84	43	99	282	119	91	60	44	181	6.6	
			27	2	7	10	1	4	1							1			1	2.1	
Compiled Laws	Offense	Max. Penalty																			
750.3633A	Larceny by False Personation, \$1K - <\$20K	5 ATTEMPTS	1		1																1.0
750.377B	Malicious Destruction Fire/Police Property	4 ATTEMPTS	2			1					1										2.6
750.3802A	Malicious Destruction of Bldg., \$20K or More	10 ATTEMPTS	1			1															1.5
750.3803A	Malicious Destruction of Bldg., \$1K - <\$20K	5 ATTEMPTS	1		1																.8
750.411A1B	False Report of Felony	4 ATTEMPTS	3			1	2														1.7
			1			1															1.2
750.4111	Stalking - Aggravated	5 ATTEMPTS	4				3							1							2.9
750.411U	Gang Membership - Assoc/Member Commit/Attempt Felony	20 ATTEMPTS	1							1											3.3
750.413	Motor Vehicle - Unlawful Drive Away	5 ATTEMPTS	11		3	4	2	2													1.5
750.422-A	Perjury - Court Proceeding, Capital Crime	LIFE ATTEMPTS	1											1							6.5
750.422-B	Perjury - Court Proceeding	15 ATTEMPTS	2			1					1										2.6
750.4362A	Poisoning - Food/Drink/Medicine/Water	15 ATTEMPTS	1											1							8.0
750.451-D	Prostitution - 3rd+ Offense	2 ATTEMPTS	4		3	1															.9
750.459	Prostitution - Transport Female (perhaps compel)	20 ATTEMPTS	1												1						10.8
750.479A3	Police Officer - Flee (Penal Code) 3rd Degree	5 ATTEMPTS	7			1	3		1		1			1							3.3
750.483A6B	Tamper w/ Evidence - Criminal Case Max >10 yr Term	10 ATTEMPTS	1			1															1.5
750.505-A	Obstruction of Justice	5 ATTEMPTS	4		1		1	1					1								2.5
750.520B	CSC - 1st Degree - Multiple Variables	LIFE ATTEMPTS	9									1	1	1		1	2	1	2	2	17.3
			1			1															1.1
750.520B1A	CSC - 1st Degree - Person Under 13	LIFE ATTEMPTS	20											2	9	5	2	1	1	1	16.2
			1					1													2.4

NOTE: Be sure to check for related offense codes when examining a particular type of crime. They may or may not be in sequential order or even on the same page.

C - 66

GRAND TOTALS			TOTAL*	.5	1	1.5	2	2.5	3	3.5	4	4.5	5	10	15	20	25	>25	LIFE	AVG	
			1,909	16	96	206	281	102	131	49	84	43	99	282	119	92	60	44	182	6.5	
			1,859	14	89	196	280	98	130	49	84	43	99	282	119	91	60	44	181	6.6	
			27	2	7	10	1	4	1							1			1	2.1	
Compiled Laws	Offense	Max. Penalty																			
750.520B1B	CSC - 1st Degree - Relationship	LIFE ATTEMPTS	7											5	2						9.4
750.520B1D	CSC - 1st Degree - Accomplices	LIFE ATTEMPTS	2											1	1						10.5
750.520B2B	CSC - 1st Degree - Person <13, Defendant 17+ yrs.	LIFE ATTEMPTS	1														1				25.0
750.520C	CSC - 2nd Degree - Multiple Variables	15 ATTEMPTS	2			1					1										2.7
750.520C1A	CSC - 2nd Degree - Person Under 13	15 ATTEMPTS	8			1	2		1		1		1	1		1					5.5
750.520C1B	CSC - 2nd Degree - Relationship	15 ATTEMPTS	1				1														2.0
750.520C2B	CSC - 2nd Degree - Person <13, Defendant 17+ yrs.	15 ATTEMPTS	2											2							7.0
750.520D	CSC - 3rd Degree - Multiple Variables	15 ATTEMPTS	4		1				1					2							4.9
750.520D1A	CSC - 3rd Degree - Person 13-15	15 ATTEMPTS	14				4	1	1		2	1	2	2	1						4.2
			2			1			1												2.2
750.520D1B	CSC - 3rd Degree - Force/Coercion	15 ATTEMPTS	1											1							6.5
750.520D1D	CSC - 3rd Degree - Incest	15 ATTEMPTS	3				1				1		1								3.6
750.520D1E	CSC - 3rd Degree - Student	15 ATTEMPTS	1								1										4.0
750.520E1A	CSC - 4th Degree - Force/Coercion	2 ATTEMPTS	1			1															1.3
750.520G2	CSC - 2nd Degree Assault	5 ATTEMPTS	2		1		1														1.4
750.529	Robbery - Armed	LIFE ATTEMPTS	119		1		4	5	3	9	5	8	12	42	17	7	1	2	3		7.8
750.529A	Carjacking	LIFE ATTEMPTS	19				1		3	1	1		3	5	2	1	1	1			9.8
750.530	Robbery - Unarmed	15 ATTEMPTS	64		2	2	12	8	10	4	8	3	9	5	1						3.5
750.531	Bank Robbery/Safe Breaking	LIFE ATTEMPTS	1														1				25.0

NOTE: Be sure to check for related offense codes when examining a particular type of crime. They may or may not be in sequential order or even on the same page.

C - 67

GRAND TOTALS			TOTAL*	.5	1	1.5	2	2.5	3	3.5	4	4.5	5	10	15	20	25	>25	LIFE	AVG	
			1,909	16	96	206	281	102	131	49	84	43	99	282	119	92	60	44	182	6.5	
			1,859	14	89	196	280	98	130	49	84	43	99	282	119	91	60	44	181	6.6	
			27	2	7	10	1	4	1							1			1	2.1	
Compiled Laws	Offense	Max. Penalty																			
750.531-A	Bank Robbery	LIFE ATTEMPTS	5				2		1					2							3.7
750.531-B	Safe Breaking	LIFE ATTEMPTS	1							1											4.0
750.5353A	Stolen Prop. - Receive & Conceal, \$1K - <\$20K	5 ATTEMPTS	1		1																1.0
750.5357	Stolen Prop. - Receive & Conceal, Motor Vehicle	5 ATTEMPTS	6		1	1	4														1.6
750.543M	Terrorism - False Report or Threat	20 ATTEMPTS	1		1																1.0
750.72	Arson - Dwelling House/ Curtilage	20 ATTEMPTS	1			1															1.5
750.72-A	Arson - Dwelling House	20 ATTEMPTS	16				3	1	1	1			4	2	4						4.3
750.72-B	Arson - Dwelling House/ Curtilage	20 ATTEMPTS	1								1										3.8
750.73	Arson - Real Property	10 ATTEMPTS	3				2					1									2.6
750.75	Arson - Insured Property	10 ATTEMPTS	2		1						1										2.5
750.771D1	Arson - Preparation to Burn Property, \$20K or More	10 ATTEMPTS	1			1															1.3
750.814	Domestic Violence - 3rd Offense	2 ATTEMPTS	1			1															1.5
750.81D1	Police Officer - Assault/Resist/ Obstruct	2 ATTEMPTS	7		2	2	1	1	1												1.7
750.81D2	Police Officer - Assault/Resist/ Obstruct, Causing Injury	4 ATTEMPTS	2				1		1												2.5
750.82	Felonious Assault	4 ATTEMPTS	22	1	4	10	6		1												1.4
750.83	Assault w/Intent to Murder	LIFE ATTEMPTS	37				2	1				1		16	9	4	3	1			11.5
750.84	Assault w/Intent to do Great Bodily Harm Less Than Murder	10 ATTEMPTS	48	1	1	2	12	4	7		5	1	7	7	1						3.5
750.85	Torture	LIFE ATTEMPTS	2		2																1.0
			7										1	1	4	1					12.6

NOTE: Be sure to check for related offense codes when examining a particular type of crime. They may or may not be in sequential order or even on the same page.

GRAND TOTALS			TOTAL*	.5	1	1.5	2	2.5	3	3.5	4	4.5	5	10	15	20	25	>25	LIFE	AVG	
			1,909	16	96	206	281	102	131	49	84	43	99	282	119	92	60	44	182	6.5	
			1,859	14	89	196	280	98	130	49	84	43	99	282	119	91	60	44	181	6.6	
			27	2	7	10	1	4	1							1			1	2.1	
Compiled Laws	Offense	Max. Penalty																			
750.86	Assault w/Intent to Maim	10 ATTEMPTS	1											1							6.0
750.88	Assault w/Intent to Rob While Unarmed	15 ATTEMPTS	4						1		1			1	1						6.9
750.89	Assault w/Intent to Rob While Armed	LIFE ATTEMPTS	24				1	2	3	1				10	7						8.1
750.90A	Assault - Pregnant Individual, Miscarriage/Stillbirth w/Intent	LIFE ATTEMPTS	1											1							6.0
750.91	Homicide - Attempted Murder	LIFE ATTEMPTS	3											2	1						9.0
752.7973D	Computers - Use to Commit Crime Max 4 yrs - <10 yrs	7 ATTEMPTS	1				1														2.0
800.2813	Prisons - Bring Contraband Into Prison	5 ATTEMPTS	2			1			1												2.0
801.2631	Jails - Furnish Contraband to Prisoner	5 ATTEMPTS	2			2															1.3
801.2632	Jails - Prisoner Possessing Contraband	5 ATTEMPTS	2			1		1													1.9

NOTES: Be sure to check for related offense codes when examining a particular type of crime. They may or may not be in sequential order or even on the same page.

* Sentences with Insufficient Information = 23

Largest minimum term is reported for prisoners with multiple offenses.

When minimum terms exceed maximum penalties, that may be due to anomalies in criminal justice practices, habitualized offenses, database errors, etc.

Each minimum term category is rounded up from the preceding category (for example, the ten-year category includes all minimums longer than five years up to exactly ten years).

Minimum term averages are based on the raw data figures within the categories above (with life sentences excluded from the calculations).

SOURCE: Corrections Management Information System (CMIS)

INSTITUTION	< 20	20-24	25-29	30-34	35-39	40-44	45-49	50-54	55-59	60-64	65-69	70-74	75-79	80+	MED AGE	AVG AGE	COUNT
Alger Corr. Fac. (LMF)	20 2.3%	187 21.9%	164 19.2%	140 16.4%	106 12.4%	93 10.9%	64 7.5%	44 5.2%	18 2.1%	12 1.4%	4 .5%	1 0.1%	0 0.0%	0 0.0%	31	34	853
Baraga Max. Corr. Fac. (AMF)	14 1.7%	163 19.5%	182 21.8%	152 18.2%	106 12.7%	91 10.9%	49 5.9%	47 5.6%	16 1.9%	13 1.6%	2 .2%	0 .0%	0 0.0%	0 0.0%	31	33	835
Bellamy Creek Corr. Fac. (IBC)	65 3.6%	381 21.2%	289 16.1%	298 16.6%	205 11.4%	186 10.4%	162 9.0%	113 6.3%	58 3.2%	22 1.2%	15 .8%	0 .0%	2 .1%	0 0.0%	32	34	1,796
Brooks, Earnest C. Corr. Fac. (LRF)	31 2.5%	144 11.8%	185 15.1%	166 13.6%	154 12.6%	158 12.9%	142 11.6%	97 7.9%	73 6.0%	46 3.8%	13 1.1%	9 .7%	3 .2%	1 .1%	37	38	1,222
Carson City Corr. Fac. (DRF)	22 0.9%	293 11.8%	349 14.0%	365 14.7%	321 12.9%	324 13.0%	301 12.1%	219 8.8%	154 6.2%	74 3.0%	38 1.5%	18 .7%	6 .2%	3 .1%	38	39	2,487
Central Michigan Corr. Fac. (STF)	26 1.0%	265 10.5%	363 14.3%	417 16.5%	366 14.5%	376 14.9%	308 12.2%	205 8.1%	115 4.5%	56 2.2%	25 1.0%	5 .2%	1 0.0%	3 .1%	37	38	2,531
Chippewa Corr. Fac. (URF)	34 1.6%	231 10.9%	311 14.7%	327 15.5%	316 14.9%	264 12.5%	223 10.5%	184 8.7%	116 5.5%	68 3.2%	28 1.3%	12 .6%	1 .0%	0 0.0%	37	38	2,115
Cooper Street Corr. Fac. (JCS)	25 1.5%	210 12.2%	249 14.5%	255 14.9%	238 13.9%	246 14.3%	190 11.1%	157 9.1%	82 4.8%	40 2.3%	18 1.0%	5 .3%	2 .1%	0 0.0%	37	38	1,717
Cotton, G. Robert Corr. Fac. (JCF)	54 2.8%	241 12.5%	235 12.2%	236 12.2%	217 11.2%	244 12.6%	239 12.4%	208 10.8%	113 5.8%	68 3.5%	47 2.4%	21 1.1%	9 .5%	2 .1%	39	40	1,934
Egeler, C.E. Reception & Guidance (RGC)	60 4.4%	205 15.0%	186 13.6%	232 16.9%	154 11.2%	161 11.8%	127 9.3%	86 6.3%	61 4.5%	34 2.5%	22 1.6%	21 1.5%	13 .9%	8 0.6%	35	37	1,370
Handlon, Richard A. Corr. Fac. (MTU)	50 4.0%	246 19.7%	194 15.6%	127 10.2%	126 10.1%	138 11.1%	154 12.3%	93 7.5%	60 4.8%	44 3.5%	6 0.5%	8 0.6%	0 .0%	1 .1%	35	36	1,247
Harrison, Gus Corr. Fac. (ARF)	37 1.6%	253 11.0%	292 12.6%	326 14.1%	286 12.4%	338 14.6%	294 12.7%	218 9.4%	135 5.8%	72 3.1%	31 1.3%	23 1.0%	4 .2%	1 0.0%	39	39	2,310
Intensive Reentry Prog. - Female (IRF)	0 0.0%	1 33.3%	2 66.7%	0 0.0%	0 0.0%	0 0.0%	0 0.0%	0 0.0%	0 0.0%	0 0.0%	0 0.0%	0 .0%	0 .0%	0 .0%	28	26	3
Intensive Reentry Prog. - Male (IRM)	6 3.0%	94 47.0%	58 29.0%	27 13.5%	12 6.0%	2 1.0%	1 0.5%	0 0.0%	0 0.0%	0 0.0%	0 0.0%	0 0.0%	0 0.0%	0 0.0%	25	26	200
Ionia Max Corr. Fac. (ICF)	14 2.1%	118 17.9%	98 14.8%	103 15.6%	81 12.3%	65 9.8%	65 9.8%	41 6.2%	43 6.5%	21 3.2%	9 1.4%	3 0.5%	0 0.0%	0 0.0%	34	37	661
Kinross Corr. Fac. (KCF)	23 1.2%	136 7.3%	221 11.9%	285 15.3%	258 13.9%	274 14.7%	240 12.9%	180 9.7%	125 6.7%	73 3.9%	30 1.6%	9 .5%	4 0.2%	0 0.0%	40	40	1,858
Lakeland Corr. Fac. (LCF)	13 0.9%	73 5.3%	119 8.7%	160 11.7%	157 11.4%	165 12.0%	184 13.4%	150 10.9%	133 9.7%	101 7.4%	63 4.6%	22 1.6%	17 1.2%	15 1.1%	44	45	1,372
Macomb Corr. Fac. (MRF)	19 1.4%	150 11.2%	180 13.5%	219 16.4%	183 13.7%	185 13.9%	152 11.4%	116 8.7%	70 5.2%	35 2.6%	20 1.5%	4 0.3%	1 .1%	0 0.0%	37	38	1,334
Marquette Branch Prison (MBP)	14 1.2%	158 13.5%	201 17.2%	196 16.8%	163 13.9%	140 12.0%	122 10.4%	93 8.0%	42 3.6%	20 1.7%	15 1.3%	3 .3%	2 .2%	0 0.0%	35	37	1,169
Michigan Reformatory (RMI)	33 2.6%	245 19.4%	173 13.7%	181 14.3%	152 12.0%	132 10.5%	124 9.8%	104 8.2%	61 4.8%	34 2.7%	15 1.2%	5 .4%	1 .1%	2 0.2%	34	37	1,262
Mound Corr. Fac. (NRF)	0 0.0%	0 0.0%	1 100.0%	0 0.0%	0 0.0%	0 0.0%	0 0.0%	0 0.0%	0 0.0%	0 0.0%	0 0.0%	0 .0%	0 .0%	0 .0%	29	29	1
Newberry Corr. Fac. (NCF)	23 2.2%	120 11.3%	143 13.5%	156 14.7%	168 15.8%	165 15.5%	104 9.8%	84 7.9%	56 5.3%	30 2.8%	6 0.6%	5 .5%	2 .2%	0 0.0%	37	38	1,062
Oaks Corr. Fac. (ECF)	34 3.1%	273 25.0%	231 21.1%	162 14.8%	102 9.3%	94 8.6%	77 7.0%	65 5.9%	32 2.9%	11 1.0%	8 .7%	3 .3%	1 .1%	1 0.1%	30	33	1,094

INSTITUTION	< 20	20-24	25-29	30-34	35-39	40-44	45-49	50-54	55-59	60-64	65-69	70-74	75-79	80+	MED AGE	AVG AGE	COUNT
Ojibway Corr. Fac. (OCF)	17 1.5%	161 13.8%	190 16.3%	207 17.7%	148 12.7%	165 14.1%	105 9.0%	86 7.4%	40 3.4%	31 2.7%	10 .9%	7 .6%	2 .2%	0 0.0%	35	37	1,169
Parnall Corr. Fac. (SMT)	32 1.9%	183 10.9%	211 12.6%	230 13.7%	193 11.5%	240 14.3%	230 13.7%	171 10.2%	108 6.5%	41 2.4%	17 1.0%	12 .7%	5 .3%	1 0.1%	39	39	1,674
Pugsley Corr. Fac. (MPF)	4 0.3%	101 7.6%	194 14.7%	219 16.5%	183 13.8%	193 14.6%	199 15.0%	115 8.7%	52 3.9%	36 2.7%	20 1.5%	6 .5%	2 .2%	0 0.0%	38	39	1,324
Ryan Corr. Fac. (RRF)	7 0.7%	101 9.9%	98 9.6%	151 14.8%	124 12.2%	148 14.5%	124 12.2%	94 9.2%	85 8.3%	57 5.6%	22 2.2%	6 .6%	2 .2%	0 .0%	40	41	1,019
Saginaw Corr. Fac. (SRF)	41 2.8%	254 17.5%	221 15.3%	242 16.7%	190 13.1%	166 11.5%	132 9.1%	89 6.1%	49 3.4%	37 2.6%	19 1.3%	8 .6%	1 .1%	0 .0%	34	36	1,449
Special Alt. Incar. Fac. - Female (ZLW)	0 0.0%	3 33.3%	5 55.6%	0 0.0%	1 11.1%	0 0.0%	0 0.0%	0 0.0%	0 0.0%	0 0.0%	0 0.0%	0 .0%	0 0.0%	0 0.0%	25	26	9
Special Alt. Incar. Fac. - Male (ZLI)	10 8.8%	48 42.1%	22 19.3%	13 11.4%	7 6.1%	5 4.4%	3 2.6%	2 1.8%	3 2.6%	1 0.9%	0 0.0%	0 0.0%	0 0.0%	0 0.0%	24	28	114
St. Louis Corr. Fac. (SLF)	39 3.4%	300 26.3%	245 21.5%	168 14.7%	112 9.8%	78 6.8%	86 7.5%	55 4.8%	28 2.5%	18 1.6%	7 .6%	4 0.4%	2 0.2%	0 0.0%	29	33	1,142
Thumb Corr. Fac. (TCF)	133 14.4%	107 11.6%	66 7.2%	107 11.6%	90 9.8%	103 11.2%	89 9.6%	67 7.3%	76 8.2%	48 5.2%	25 2.7%	10 1.1%	1 .1%	1 .1%	37	38	923
West Shoreline Corr. Fac. (MTF)	9 0.7%	112 9.0%	159 12.8%	188 15.1%	175 14.1%	188 15.1%	166 13.3%	104 8.4%	68 5.5%	37 3.0%	20 1.6%	15 1.2%	3 .2%	0 .0%	39	40	1,244
Women's Huron Valley Corr. Fac. (WHV)	28 1.5%	209 11.1%	264 14.0%	309 16.4%	296 15.7%	259 13.7%	252 13.4%	135 7.2%	78 4.1%	33 1.8%	14 0.7%	6 0.3%	0 .0%	1 0.1%	37	37	1,884
Woodland Center Corr. Fac. (WCC)	2 0.8%	19 7.9%	30 12.6%	38 15.9%	26 10.9%	33 13.8%	29 12.1%	24 10.0%	20 8.4%	10 4.2%	6 2.5%	1 .4%	0 0.0%	1 .4%	41	41	239
Total	939 2.2%	5,785 13.6%	6,131 14.4%	6,402 15.0%	5,416 12.7%	5,419 12.7%	4,737 11.1%	3,446 8.1%	2,170 5.1%	1,223 2.9%	575 1.3%	252 0.6%	87 0.2%	41 0.1%	36	38	42,904

C - 70

SOURCE: Corrections Management Information System (CMIS)

¹ 'Count' Total includes 281 cases with insufficient information to include in the counts and calculations above and to the left.

INSTITUTION	< 20	20-24	25-29	30-34	35-39	40-44	45-49	50-54	55-59	60-64	65-69	70-74	75-79	80+	MED AGE	AVG AGE	COUNT
Alger Corr. Fac. (LMF)	4 1.7%	45 19.5%	44 19.0%	38 16.5%	23 10.0%	30 13.0%	24 10.4%	11 4.8%	4 1.7%	5 2.2%	2 .9%	1 0.4%	0 0.0%	0 0.0%	32	35	231
Baraga Max. Corr. Fac. (AMF)	7 3.3%	28 13.1%	49 22.9%	39 18.2%	29 13.6%	21 9.8%	15 7.0%	16 7.5%	4 1.9%	5 2.3%	1 .5%	0 .0%	0 0.0%	0 0.0%	33	35	214
Bellamy Creek Corr. Fac. (IBC)	8 1.0%	146 18.8%	132 17.0%	138 17.7%	97 12.5%	86 11.1%	68 8.7%	55 7.1%	25 3.2%	12 1.5%	9 1.2%	0 .0%	2 .3%	0 0.0%	33	35	778
Brooks, Earnest C. Corr. Fac. (LRF)	6 1.1%	54 10.0%	78 14.4%	74 13.7%	53 9.8%	83 15.3%	77 14.2%	40 7.4%	32 5.9%	30 5.5%	7 1.3%	7 1.3%	1 .2%	0 .0%	40	40	542
Carson City Corr. Fac. (DRF)	4 0.3%	108 9.0%	168 14.1%	168 14.1%	150 12.6%	151 12.6%	155 13.0%	125 10.5%	78 6.5%	44 3.7%	23 1.9%	13 1.1%	5 .4%	3 .3%	39	40	1,195
Central Michigan Corr. Fac. (STF)	9 0.8%	100 8.6%	178 15.4%	181 15.6%	140 12.1%	169 14.6%	155 13.4%	98 8.5%	64 5.5%	36 3.1%	20 1.7%	3 .3%	1 0.1%	3 .3%	39	39	1,157
Chippewa Corr. Fac. (URF)	9 1.1%	77 9.8%	117 14.9%	114 14.6%	96 12.3%	100 12.8%	84 10.7%	78 10.0%	50 6.4%	32 4.1%	17 2.2%	8 1.0%	1 .1%	0 0.0%	38	40	783
Cooper Street Corr. Fac. (JCS)	10 1.1%	93 10.2%	134 14.6%	125 13.6%	127 13.9%	128 14.0%	114 12.4%	90 9.8%	51 5.6%	24 2.6%	13 1.4%	5 .5%	2 .2%	0 0.0%	38	39	916
Cotton, G. Robert Corr. Fac. (JCF)	15 1.6%	97 10.5%	117 12.7%	118 12.8%	106 11.5%	113 12.3%	115 12.5%	102 11.1%	51 5.5%	40 4.3%	29 3.1%	12 1.3%	5 .5%	2 .2%	40	41	922
Egeler, C.E. Reception & Guidance (RGC)	25 3.5%	93 13.1%	90 12.7%	132 18.6%	77 10.9%	80 11.3%	65 9.2%	46 6.5%	34 4.8%	22 3.1%	17 2.4%	15 2.1%	7 1.0%	5 0.7%	36	39	708
Handlon, Richard A. Corr. Fac. (MTU)	18 3.2%	109 19.2%	88 15.5%	44 7.7%	46 8.1%	62 10.9%	86 15.1%	53 9.3%	33 5.8%	18 3.2%	3 0.5%	7 1.2%	0 .0%	1 .2%	37	38	568
Harrison, Gus Corr. Fac. (ARF)	17 1.4%	111 9.3%	156 13.1%	167 14.1%	128 10.8%	170 14.3%	149 12.5%	126 10.6%	70 5.9%	48 4.0%	25 2.1%	17 1.4%	4 .3%	0 0.0%	40	40	1,188
Intensive Reentry Prog. - Female (IRF)	0 0.0%	1 50.0%	1 50.0%	0 0.0%	0 0.0%	0 0.0%	0 0.0%	0 0.0%	0 0.0%	0 0.0%	0 0.0%	0 .0%	0 .0%	0 .0%	25	25	2
Intensive Reentry Prog. - Male (IRM)	1 1.6%	26 41.3%	21 33.3%	9 14.3%	5 7.9%	1 1.6%	0 0.0%	0 0.0%	0 0.0%	0 0.0%	0 0.0%	0 0.0%	0 0.0%	0 0.0%	25	26	63
Ionia Max Corr. Fac. (ICF)	1 0.5%	21 10.5%	32 16.0%	36 18.0%	21 10.5%	19 9.5%	26 13.0%	19 9.5%	13 6.5%	7 3.5%	3 1.5%	2 1.0%	0 0.0%	0 0.0%	37	39	200
Kinross Corr. Fac. (KCF)	9 1.1%	45 5.7%	92 11.6%	110 13.8%	101 12.7%	112 14.1%	111 14.0%	83 10.4%	59 7.4%	45 5.7%	20 2.5%	6 .8%	2 0.3%	0 0.0%	41	42	795
Lakeland Corr. Fac. (LCF)	5 0.8%	29 4.5%	53 8.3%	76 11.9%	74 11.6%	73 11.4%	77 12.0%	73 11.4%	50 7.8%	45 7.0%	40 6.3%	19 3.0%	13 2.0%	13 2.0%	45	46	640
Macomb Corr. Fac. (MRF)	2 0.4%	54 10.4%	73 14.1%	92 17.8%	69 13.3%	65 12.5%	62 12.0%	48 9.3%	24 4.6%	16 3.1%	10 1.9%	2 0.4%	1 .2%	0 0.0%	37	39	518
Marquette Branch Prison (MBP)	5 0.9%	54 10.2%	98 18.5%	76 14.3%	62 11.7%	69 13.0%	67 12.6%	49 9.2%	27 5.1%	10 1.9%	8 1.5%	3 .6%	2 .4%	0 0.0%	37	38	530
Michigan Reformatory (RMI)	6 1.3%	59 12.9%	72 15.8%	65 14.3%	51 11.2%	55 12.1%	54 11.8%	43 9.4%	25 5.5%	14 3.1%	8 1.8%	3 .7%	0 .0%	1 0.2%	38	39	456
Newberry Corr. Fac. (NCF)	7 2.2%	30 9.6%	36 11.5%	35 11.2%	36 11.5%	58 18.6%	42 13.5%	26 8.3%	23 7.4%	10 3.2%	4 1.3%	4 1.3%	1 .3%	0 .0%	41	40	312
Oaks Corr. Fac. (ECF)	3 0.7%	62 15.2%	89 21.8%	70 17.1%	42 10.3%	42 10.3%	34 8.3%	30 7.3%	17 4.2%	9 2.2%	7 1.7%	2 .5%	1 .2%	1 0.2%	33	36	409
Ojibway Corr. Fac. (OCF)	5 1.0%	63 12.9%	75 15.4%	76 15.6%	47 9.7%	65 13.3%	49 10.1%	48 9.9%	21 4.3%	23 4.7%	7 1.4%	6 1.2%	2 .4%	0 0.0%	37	39	487

C3a

2011 Age Breakdown of White Prisoner Population by Location

Page 2 of 2

INSTITUTION	< 20	20-24	25-29	30-34	35-39	40-44	45-49	50-54	55-59	60-64	65-69	70-74	75-79	80+	MED AGE	AVG AGE	COUNT
Parnall Corr. Fac. (SMT)	16 1.6%	96 9.8%	122 12.5%	129 13.2%	108 11.1%	143 14.7%	143 14.7%	95 9.7%	68 7.0%	28 2.9%	14 1.4%	10 1.0%	4 .4%	0 0.0%	40	40	976
Pugsley Corr. Fac. (MPF)	1 0.1%	50 6.9%	105 14.5%	103 14.3%	85 11.8%	108 15.0%	122 16.9%	72 10.0%	31 4.3%	22 3.0%	15 2.1%	6 .8%	2 .3%	0 0.0%	40	40	722
Ryan Corr. Fac. (RRF)	2 0.7%	28 9.7%	29 10.0%	45 15.6%	34 11.8%	40 13.8%	33 11.4%	26 9.0%	21 7.3%	19 6.6%	8 2.8%	3 1.0%	1 .3%	0 0.0%	40	41	289
Saginaw Corr. Fac. (SRF)	11 1.8%	84 14.0%	97 16.1%	99 16.5%	73 12.1%	66 11.0%	61 10.1%	46 7.7%	28 4.7%	17 2.8%	12 2.0%	6 1.0%	1 .2%	0 .0%	35	37	601
Special Alt. Incar. Fac. - Female (ZLW)	0 0.0%	2 33.3%	3 50.0%	0 0.0%	1 16.7%	0 0.0%	0 0.0%	0 0.0%	0 0.0%	0 0.0%	0 0.0%	0 .0%	0 .0%	0 .0%	27	27	6
Special Alt. Incar. Fac. - Male (ZLI)	2 3.1%	21 32.8%	15 23.4%	10 15.6%	6 9.4%	4 6.3%	2 3.1%	1 1.6%	3 4.7%	0 0.0%	0 0.0%	0 .0%	0 0.0%	0 0.0%	28	30	64
St. Louis Corr. Fac. (SLF)	4 1.2%	53 16.4%	69 21.4%	60 18.6%	30 9.3%	24 7.4%	33 10.2%	15 4.6%	15 4.6%	13 4.0%	3 0.9%	3 0.9%	1 0.3%	0 0.0%	33	36	323
Thumb Corr. Fac. (TCF)	37 11.7%	37 11.7%	19 6.0%	36 11.4%	26 8.3%	34 10.8%	35 11.1%	24 7.6%	31 9.8%	18 5.7%	10 3.2%	7 2.2%	0 0.0%	1 0.3%	40	40	315
West Shoreline Corr. Fac. (MTF)	4 0.6%	50 8.1%	72 11.7%	76 12.3%	76 12.3%	99 16.0%	89 14.4%	57 9.2%	42 6.8%	23 3.7%	17 2.8%	10 1.6%	3 .5%	0 .0%	41	41	618
Women's Huron Valley Corr. Fac. (WHV)	5 0.5%	99 9.8%	156 15.4%	178 17.6%	144 14.2%	144 14.2%	139 13.7%	76 7.5%	35 3.5%	21 2.1%	10 1.0%	4 .4%	0 .0%	1 .1%	37	38	1,012
Woodland Center Corr. Fac. (WCC)	1 0.9%	7 6.4%	11 10.1%	16 14.7%	10 9.2%	18 16.5%	13 11.9%	15 13.8%	8 7.3%	6 5.5%	3 2.8%	0 0.0%	0 .0%	1 0.9%	42	42	109
Total	259 1.4%	2,032 10.9%	2,691 14.4%	2,735 14.7%	2,173 11.7%	2,432 13.0%	2,299 12.3%	1,686 9.0%	1,037 5.6%	662 3.5%	365 2.0%	184 1.0%	62 0.3%	32 .2%	38	39	18,649

SOURCE: Corrections Management Information System (CMIS)

INSTITUTION	< 20	20-24	25-29	30-34	35-39	40-44	45-49	50-54	55-59	60-64	65-69	70-74	75-79	80+	MED AGE	AVG AGE	COUNT
Alger Corr. Fac. (LMF)	16 2.6%	142 22.8%	120 19.3%	102 16.4%	83 13.3%	63 10.1%	40 6.4%	33 5.3%	14 2.3%	7 1.1%	2 .3%	0 0.0%	0 0.0%	0 0.0%	33	31	622
Baraga Max. Corr. Fac. (AMF)	7 1.1%	135 21.7%	133 21.4%	113 18.2%	77 12.4%	70 11.3%	34 5.5%	31 5.0%	12 1.9%	8 1.3%	1 .2%	0 .0%	0 0.0%	0 0.0%	33	31	621
Bellamy Creek Corr. Fac. (IBC)	57 5.6%	235 23.1%	157 15.4%	160 15.7%	108 10.6%	100 9.8%	94 9.2%	58 5.7%	33 3.2%	10 1.0%	6 .6%	0 .0%	0 .0%	0 0.0%	33	31	1,018
Brooks, Earnest C. Corr. Fac. (LRF)	25 3.7%	90 13.2%	107 15.7%	92 13.5%	101 14.9%	75 11.0%	65 9.6%	57 8.4%	41 6.0%	16 2.4%	6 0.9%	2 .3%	2 .3%	1 .1%	37	36	680
Carson City Corr. Fac. (DRF)	18 1.4%	185 14.3%	181 14.0%	197 15.2%	171 13.2%	173 13.4%	146 11.3%	94 7.3%	76 5.9%	30 2.3%	15 1.2%	5 .4%	1 .1%	0 .0%	38	36	1,292
Central Michigan Corr. Fac. (STF)	17 1.2%	165 12.0%	185 13.5%	236 17.2%	226 16.4%	207 15.1%	153 11.1%	107 7.8%	51 3.7%	20 1.5%	5 .4%	2 .1%	0 0.0%	0 .0%	37	36	1,374
Chippewa Corr. Fac. (URF)	25 1.9%	154 11.6%	194 14.6%	213 16.0%	220 16.5%	164 12.3%	139 10.4%	106 8.0%	66 5.0%	36 2.7%	11 .8%	4 .3%	0 .0%	0 0.0%	38	37	1,332
Cooper Street Corr. Fac. (JCS)	15 1.9%	117 14.6%	115 14.4%	130 16.2%	111 13.9%	118 14.7%	76 9.5%	67 8.4%	31 3.9%	16 2.0%	5 .6%	0 .0%	0 .0%	0 0.0%	37	35	801
Cotton, G. Robert Corr. Fac. (JCF)	39 3.9%	144 14.2%	118 11.7%	118 11.7%	111 11.0%	131 12.9%	124 12.3%	106 10.5%	62 6.1%	28 2.8%	18 1.8%	9 0.9%	4 .4%	0 .0%	39	38	1,012
Egeler, C.E. Reception & Guidance (RGC)	35 5.3%	112 16.9%	96 14.5%	100 15.1%	77 11.6%	81 12.2%	62 9.4%	40 6.0%	27 4.1%	12 1.8%	5 0.8%	6 0.9%	6 .9%	3 0.5%	36	34	662
Handlon, Richard A. Corr. Fac. (MTU)	32 4.7%	137 20.2%	106 15.6%	83 12.2%	80 11.8%	76 11.2%	68 10.0%	40 5.9%	27 4.0%	26 3.8%	3 0.4%	1 0.1%	0 .0%	0 .0%	35	33	679
Harrison, Gus Corr. Fac. (ARF)	20 1.8%	142 12.7%	136 12.1%	159 14.2%	158 14.1%	168 15.0%	145 12.9%	92 8.2%	65 5.8%	24 2.1%	6 .5%	6 .5%	0 .0%	1 0.1%	38	38	1,122
Intensive Reentry Prog. - Female (IRF)	0 0.0%	0 0.0%	1 100.0%	0 0.0%	0 0.0%	0 0.0%	0 0.0%	0 0.0%	0 0.0%	0 0.0%	0 0.0%	0 .0%	0 .0%	0 .0%	28	28	1
Intensive Reentry Prog. - Male (IRM)	5 3.6%	68 49.6%	37 27.0%	18 13.1%	7 5.1%	1 0.7%	1 0.7%	0 0.0%	0 0.0%	0 0.0%	0 0.0%	0 0.0%	0 0.0%	0 0.0%	25	24	137
Ionia Max Corr. Fac. (ICF)	13 2.8%	97 21.0%	66 14.3%	67 14.5%	60 13.0%	46 10.0%	39 8.5%	22 4.8%	30 6.5%	14 3.0%	6 1.3%	1 0.2%	0 0.0%	0 0.0%	36	33	461
Kinross Corr. Fac. (KCF)	14 1.3%	91 8.6%	129 12.1%	175 16.5%	157 14.8%	162 15.2%	129 12.1%	97 9.1%	66 6.2%	28 2.6%	10 0.9%	3 .3%	2 0.2%	0 0.0%	39	39	1,063
Lakeland Corr. Fac. (LCF)	8 1.1%	44 6.0%	66 9.0%	84 11.5%	83 11.3%	92 12.6%	107 14.6%	77 10.5%	83 11.3%	56 7.7%	23 3.1%	3 .4%	4 .5%	2 .3%	44	44	732
Macomb Corr. Fac. (MRF)	17 2.1%	96 11.8%	107 13.1%	127 15.6%	114 14.0%	120 14.7%	90 11.0%	68 8.3%	46 5.6%	19 2.3%	10 1.2%	2 0.2%	0 .0%	0 0.0%	38	37	816
Marquette Branch Prison (MBP)	9 1.4%	104 16.3%	103 16.1%	120 18.8%	101 15.8%	71 11.1%	55 8.6%	44 6.9%	15 2.3%	10 1.6%	7 1.1%	0 .0%	0 .0%	0 0.0%	35	33	639
Michigan Reformatory (RMI)	27 3.3%	186 23.1%	101 12.5%	116 14.4%	101 12.5%	77 9.6%	70 8.7%	61 7.6%	36 4.5%	20 2.5%	7 .9%	2 .2%	1 .1%	1 0.1%	35	33	806
Mound Corr. Fac. (NRF)	0 0.0%	0 0.0%	1 100.0%	0 0.0%	0 0.0%	0 0.0%	0 0.0%	0 0.0%	0 0.0%	0 0.0%	0 0.0%	0 .0%	0 .0%	0 .0%	29	29	1
Newberry Corr. Fac. (NCF)	16 2.1%	90 12.0%	107 14.3%	121 16.1%	132 17.6%	107 14.3%	62 8.3%	58 7.7%	33 4.4%	20 2.7%	2 0.3%	1 .1%	1 .1%	0 0.0%	37	36	750
Oaks Corr. Fac. (ECF)	31 4.5%	211 30.8%	142 20.7%	92 13.4%	60 8.8%	52 7.6%	43 6.3%	35 5.1%	15 2.2%	2 0.3%	1 .1%	1 .1%	0 .0%	0 0.0%	31	28	685

INSTITUTION	< 20	20-24	25-29	30-34	35-39	40-44	45-49	50-54	55-59	60-64	65-69	70-74	75-79	80+	MED AGE	AVG AGE	COUNT
Ojibway Corr. Fac. (OCF)	12 1.8%	98 14.4%	115 16.9%	131 19.2%	101 14.8%	100 14.7%	56 8.2%	38 5.6%	19 2.8%	8 1.2%	3 .4%	1 .1%	0 .0%	0 0.0%	35	34	682
Parnall Corr. Fac. (SMT)	16 2.3%	87 12.5%	89 12.8%	101 14.5%	85 12.2%	97 13.9%	87 12.5%	76 10.9%	40 5.7%	13 1.9%	3 .4%	2 .3%	1 .1%	1 0.1%	38	38	698
Pugsley Corr. Fac. (MPF)	3 0.5%	51 8.5%	89 14.8%	116 19.3%	98 16.3%	85 14.1%	77 12.8%	43 7.1%	21 3.5%	14 2.3%	5 0.8%	0 .0%	0 .0%	0 0.0%	38	37	602
Ryan Corr. Fac. (RRF)	5 0.7%	73 10.0%	69 9.5%	106 14.5%	90 12.3%	108 14.8%	91 12.5%	68 9.3%	64 8.8%	38 5.2%	14 1.9%	3 .4%	1 .1%	0 .0%	41	40	730
Saginaw Corr. Fac. (SRF)	30 3.5%	170 20.0%	124 14.6%	143 16.9%	117 13.8%	100 11.8%	71 8.4%	43 5.1%	21 2.5%	20 2.4%	7 0.8%	2 .2%	0 .0%	0 .0%	35	33	848
Special Alt. Incar. Fac. - Female (ZLW)	0 0.0%	1 33.3%	2 66.7%	0 0.0%	0 0.0%	0 0.0%	0 0.0%	0 0.0%	0 0.0%	0 0.0%	0 0.0%	0 .0%	0 0.0%	0 0.0%	24	25	3
Special Alt. Incar. Fac. - Male (ZLI)	8 16.0%	27 54.0%	7 14.0%	3 6.0%	1 2.0%	1 2.0%	1 2.0%	1 2.0%	0 0.0%	1 2.0%	0 0.0%	0 0.0%	0 0.0%	0 0.0%	25	22	50
St. Louis Corr. Fac. (SLF)	35 4.3%	247 30.2%	176 21.5%	108 13.2%	82 10.0%	54 6.6%	53 6.5%	40 4.9%	13 1.6%	5 0.6%	4 .5%	1 0.1%	1 0.1%	0 0.0%	31	28	819
Thumb Corr. Fac. (TCF)	96 15.8%	70 11.5%	47 7.7%	71 11.7%	64 10.5%	69 11.3%	54 8.9%	43 7.1%	45 7.4%	30 4.9%	15 2.5%	3 .5%	1 .2%	0 .0%	37	37	608
West Shoreline Corr. Fac. (MTF)	5 0.8%	62 9.9%	87 13.9%	112 17.9%	99 15.8%	89 14.2%	77 12.3%	47 7.5%	26 4.2%	14 2.2%	3 0.5%	5 .8%	0 .0%	0 .0%	38	37	626
Women's Huron Valley Corr. Fac. (WHV)	23 2.6%	110 12.6%	108 12.4%	131 15.0%	152 17.4%	115 13.2%	113 13.0%	59 6.8%	43 4.9%	12 1.4%	4 0.5%	2 0.2%	0 .0%	0 0.0%	37	37	872
Woodland Center Corr. Fac. (WCC)	1 0.8%	12 9.2%	19 14.6%	22 16.9%	16 12.3%	15 11.5%	16 12.3%	9 6.9%	12 9.2%	4 3.1%	3 2.3%	1 .8%	0 0.0%	0 .0%	40	38	130
Total	680 2.8%	3,753 15.7%	3,440 14.3%	3,667 15.3%	3,243 13.5%	2,987 12.5%	2,438 10.2%	1,760 7.3%	1,133 4.7%	561 2.3%	210 0.9%	68 0.3%	25 0.1%	9 0.0%	35	37	23,974

SOURCE: Corrections Management Information System (CMIS)

C4 2011 Prisoner Movement Summary: Institutions Only

INTAKE

New Court Commitment.....	4,721
Probation Violator (Technical or New Sentence).....	2,507
Parole Violator New Sentence	1,525
Escaper New Sentence.....	1
TOTAL.....	8,754

EXIT

Movement to Parole.....	11,159
Release to Court on Writ	2,528
Discharge from Sentence	1,126
Temporarily Housed at a County Jail	0
Death.....	119
Release to Mental Health Hospital or Criminal Justice Agency	1
Escape	0
TOTAL.....	14,933

RETURNS

Return from Court <i>without</i> Additional Sentence	1,392
Technical Parole Violator Return	1,895
Return from Court <i>with</i> Additional Sentence Imposed.....	946
Return from County Jail	0
Return While on Parole Status.....	729
Return from Mental Health Hospital or Criminal Justice Agency.....	2
Return from Escape from Institution, SAI-Prison, Parole Reentry, non-DOC location	6
TOTAL.....	4,970

2011 Institution Population Change **(1,209)**
 (INTAKE - EXIT + RETURN = POPULATION CHANGE)

NOTES: Includes institution, and SAI-Prison movements.
 Only movements affecting the total population count are shown (e.g., excludes movements between institutions, and temporary movements to/from hospitals).

SOURCE: Corrections Management Information System (CMIS)

Rev: 04/09/2013

C5 Prisoner Escapes from Secure DOC Custody

Calendar Years 2004 - 2011

Effective with this 2011 report, prisoner escapes from secure DOC custody include any and all escapes from:

- CFA institutions.
- CFA custody (i.e., while under CFA control, such as while in transit or hospitalized).
- Special Alternative Incarceration (prisoners only).

Prisoner Escapes from Secure DOC Custody
Calendar Years 2004 - 2011

Location	2004	2005	2006	2007	2008	2009	2010	2011
CFA	2	6	4	4	2	2	0	0
SAI - Prison	0	0	1	0	0	0	0	0
TOTALS	2	6	5	4	2	2	0	0

NOTE: Felony probation and parole absconds from SAI Probation and Residential Reentry supervision are now excluded from this table, and data for prior years has been adjusted in this table, in this report.

SOURCE: Corrections Management Information System (CMIS)

Probation and Parole Supervision



This section contains data and information regarding the supervision programs for probationers and parolees within the Department's Field Operations Administration (FOA).

FOA is responsible for the supervision of all adult felons on probation and parole. Selected parolees and probationers are also supervised on electronic monitoring.

In addition, FOA is responsible for administration and operation of the Department's residential Reentry programs located in Tuscola and Lake Counties. These programs assist parolees with housing, employment, substance abuse treatment, and other adjustment problems. These programs are now included under the umbrella of the Michigan Prison Reentry Program (MPRI), a collaborative effort between the Michigan Department of Corrections and the departments of Community Health, Labor and Economic Growth, Human Services, and numerous community partners.

Field operations are administered through Regional and Area offices (see the map on page E-2). The Metropolitan Region covers Wayne, Oakland, Macomb, and Washtenaw counties; and the Outstate Region covers the rest of the lower peninsula and all of the upper peninsula.

Table E1 shows the number of parolees returned to prison for technical violations and new sentences, broken down by gender and year. This table also shows the number of parole revocation hearings held each year.

Chart E2a presents a breakdown of Field Operations *personnel* by type of offender supervised and by employee job classification. **Chart E2b** displays a breakdown of Field Operations *funds* by type of offender supervised.

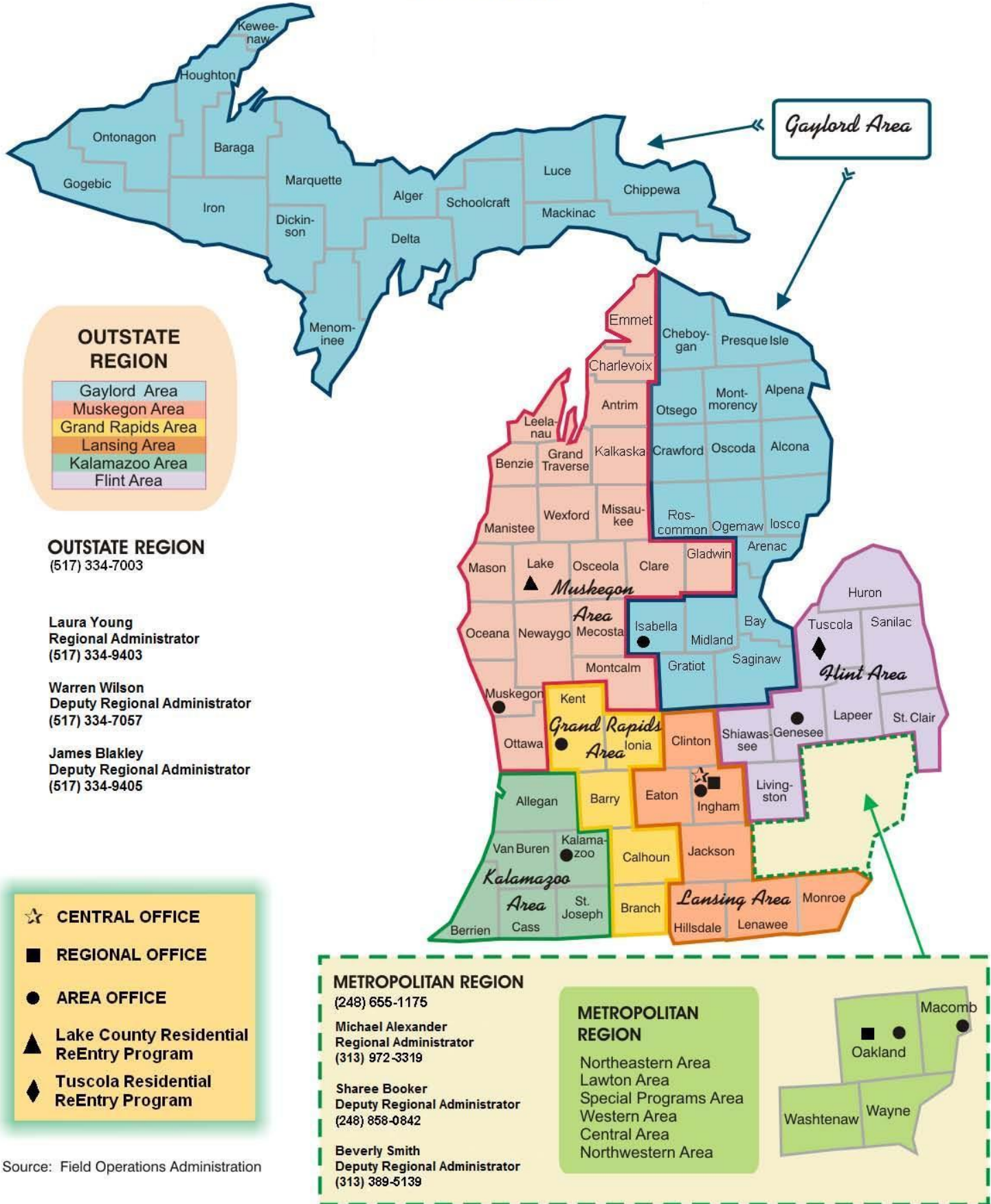
Chart E3a shows the distribution of investigations conducted, by type, and **Chart E3b** shows a breakdown of the average number of offenders supervised, by type.

Chart E4 displays the number of pre-sentence investigations conducted each year for the last ten years.

Chart E5 shows the average number of parolees, and **Chart E6** the average number of probationers under supervision for the last ten years.

Michigan Department of Corrections Field Operations Administration Regions and Areas

As of December 31, 2011



OUTSTATE REGION

- Gaylord Area
- Muskegon Area
- Grand Rapids Area
- Lansing Area
- Kalamazoo Area
- Flint Area

OUTSTATE REGION
(517) 334-7003

Laura Young
Regional Administrator
(517) 334-9403

Warren Wilson
Deputy Regional Administrator
(517) 334-7057

James Blakley
Deputy Regional Administrator
(517) 334-9405

☆ **CENTRAL OFFICE**

■ **REGIONAL OFFICE**

● **AREA OFFICE**

▲ **Lake County Residential ReEntry Program**

◆ **Tuscola Residential ReEntry Program**

METROPOLITAN REGION

(248) 655-1175

Michael Alexander
Regional Administrator
(313) 972-3319

Sharee Booker
Deputy Regional Administrator
(248) 858-0842

Beverly Smith
Deputy Regional Administrator
(313) 389-5139

METROPOLITAN REGION

- Northeastern Area
- Lawton Area
- Special Programs Area
- Western Area
- Central Area
- Northwestern Area



Source: Field Operations Administration

E1 Violations of Parole Supervision 2002 - 2011

TECHNICAL VIOLATOR RETURNS
(Includes Returns from Out-of-State)

Year	Male	Female	Total
2002	3,030	259	3,289
2003	1,985	176	2,161
2004	2,763	250	3,013
2005	2,712	148	2,860
2006	2,983	189	3,172
2007	1,971	124	2,095
2008	1,808	77	1,885
2009	2,057	80	2,137
2010	2,312	79	2,391
2011	1,825	70	1,895

NEW SENTENCE RETURNS

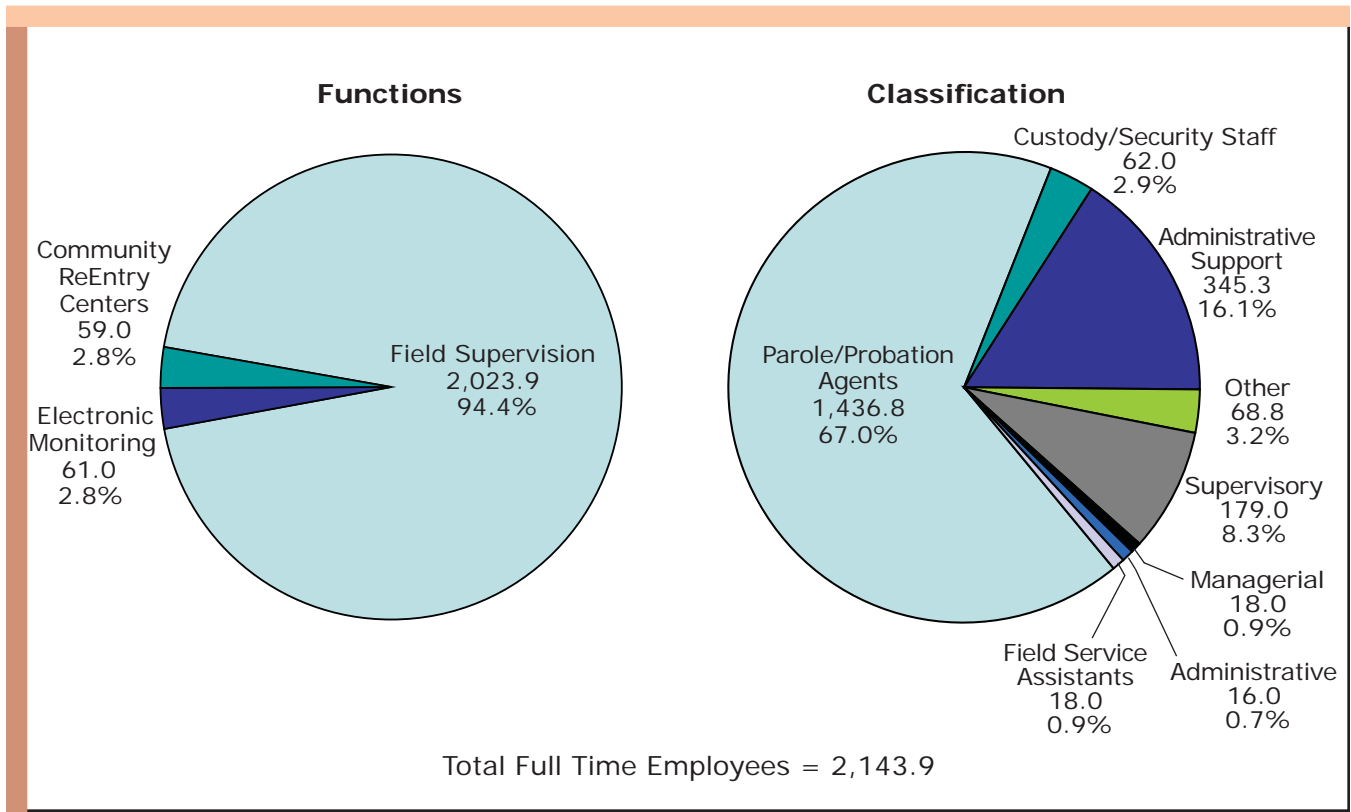
Year	Male	Female	Total
2002	1,350	91	1,441
2003	1,563	81	1,644
2004	1,717	85	1,802
2005	1,779	97	1,876
2006	1,910	109	2,019
2007	1,888	105	1,993
2008	1,941	88	2,029
2009	1,873	95	1,968
2010	1,703	90	1,793
2011	1,470	53	1,523

PAROLE REVOCATION HEARINGS

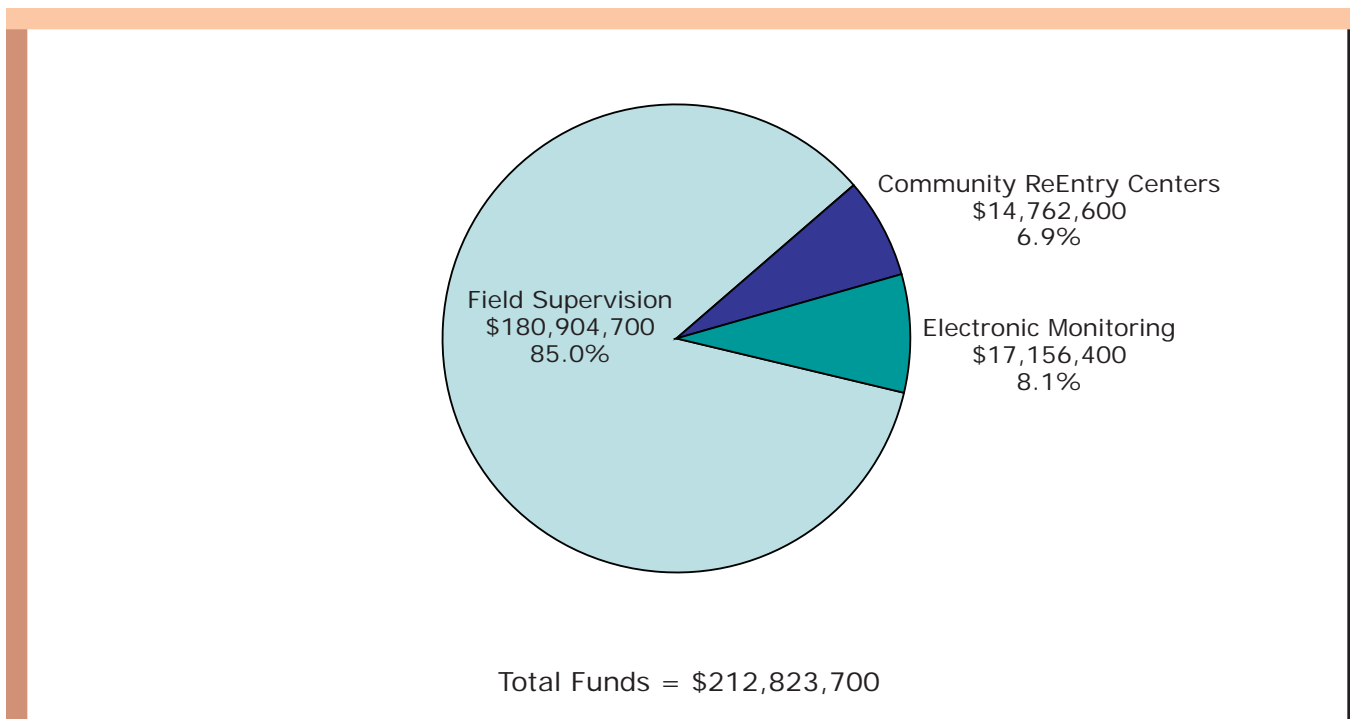
Year	Total
2002	999
2003	572
2004	650
2005	869
2006	1,283
2007	1,159
2008	1,013
2009	1,891
2010	1,952
2011	1,881

Sources: Corrections Management Information System (CMIS) and Field Operations Administration

E2a 2011 Field Operations Personnel Distributions

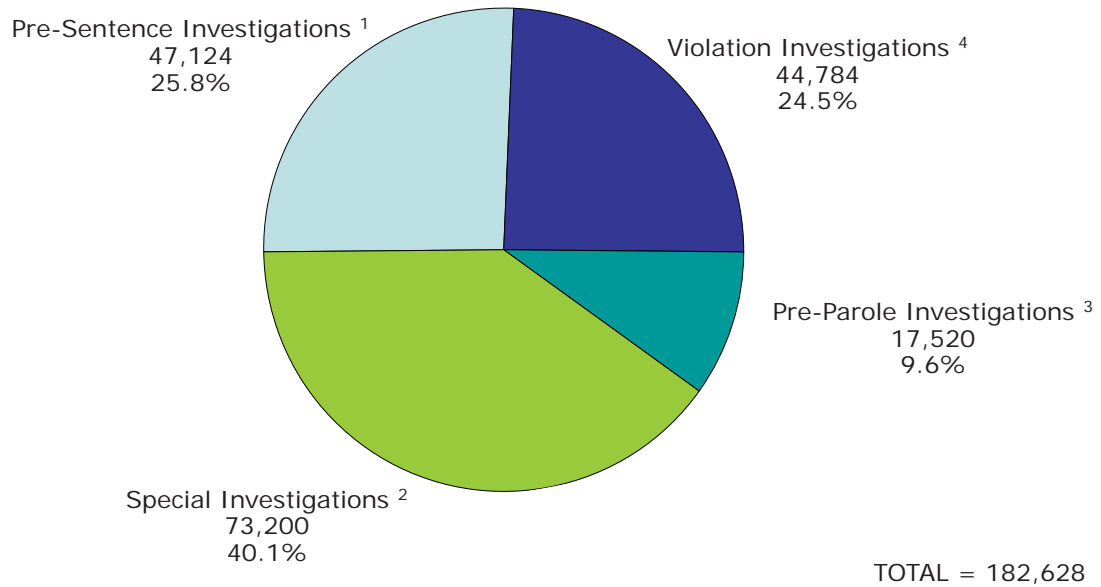


E2b 2011 Field Operations Funds Distribution



Source: Field Operations Administration

E3a 2011 Field Operations Work Distribution *Investigations*



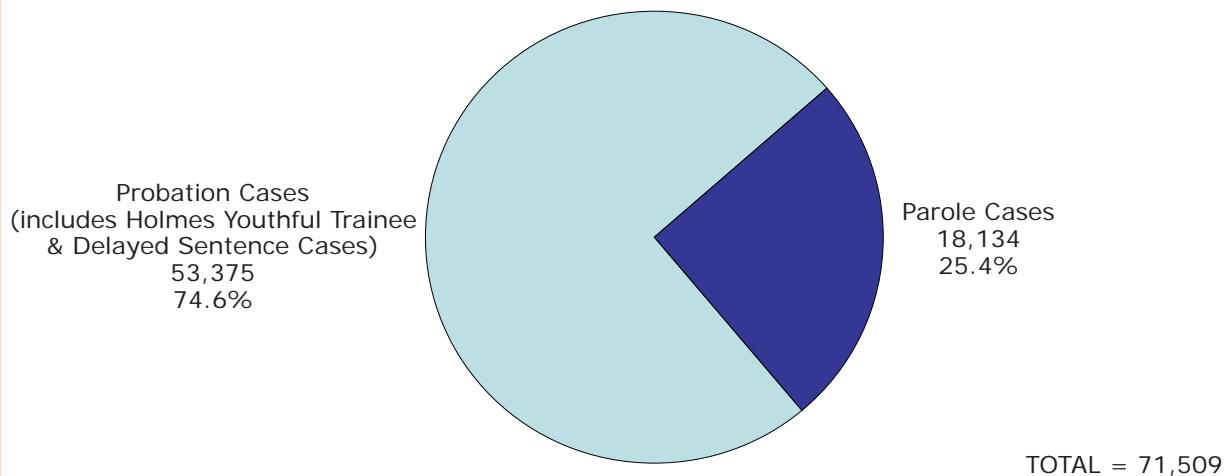
¹ Pre-Sentence Investigations: In-depth analysis of the individual and circumstances of the offense.

² Special Investigations: Assignments completed at the request of the Governor, other states, the parole board, or the court.

³ Pre-Parole Investigations: Prior to inmate release, living arrangements and job placement are investigated.

⁴ Violations Investigations: Reports prepared following a parole or probation violation.

E3b 2011 Field Operations Work Distribution *Supervision: Average Number of Offenders Supervised*

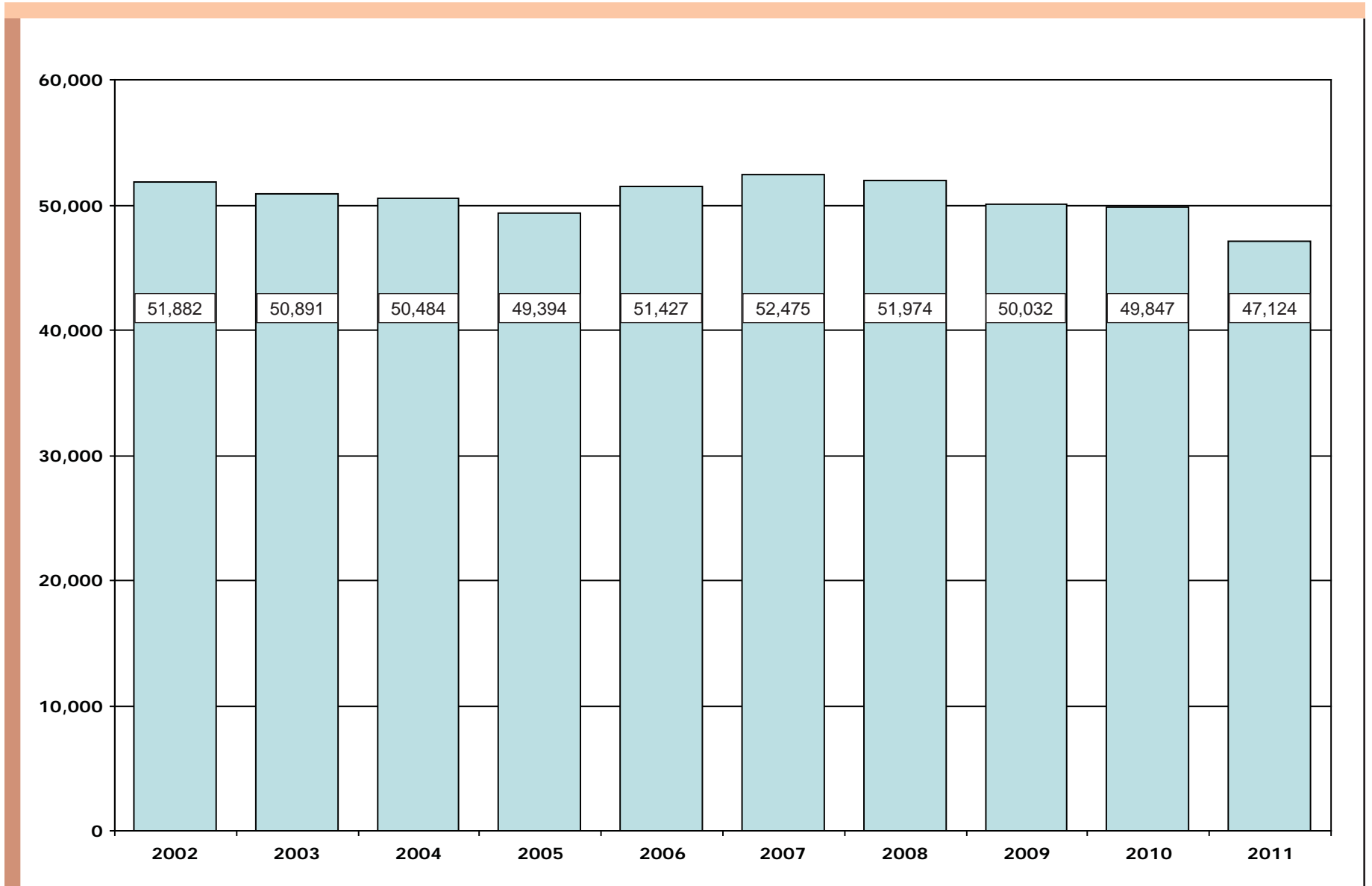


Supervision is the process in which parole or probation agents work with offenders who are under the jurisdiction of the Department of Corrections (parole) or the jurisdiction of the Courts (probation, Holmes Youthful Trainee, and delayed sentences). The case numbers in the chart represent the average number of cases under supervision during the year.

Source: Field Operations Administration

E4 Number of Pre-Sentence Investigations 2002 - 2011

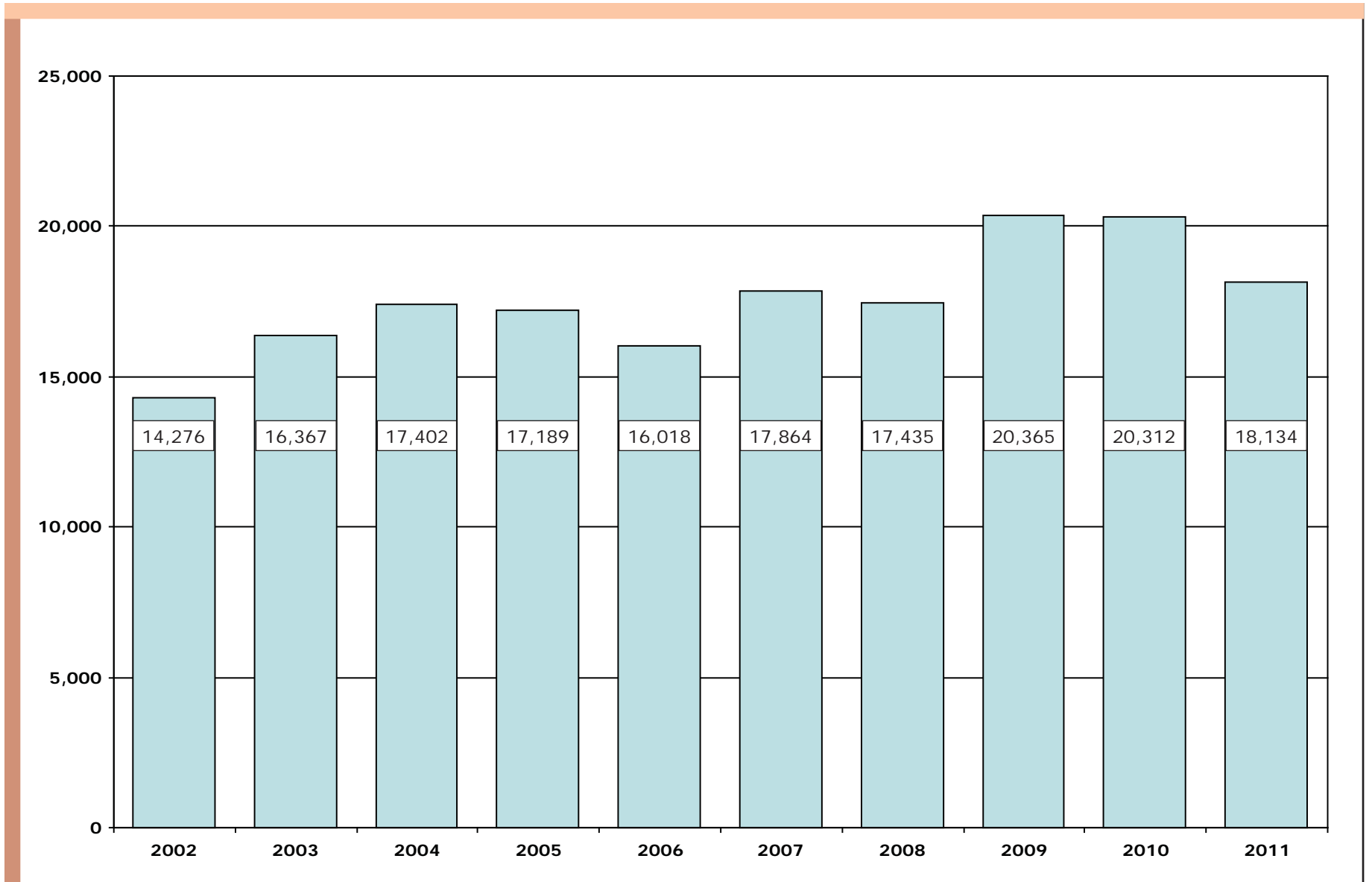
E - 6



Source: Field Operations Administration

E5 Average Number of Parolees Supervised 2002 - 2011

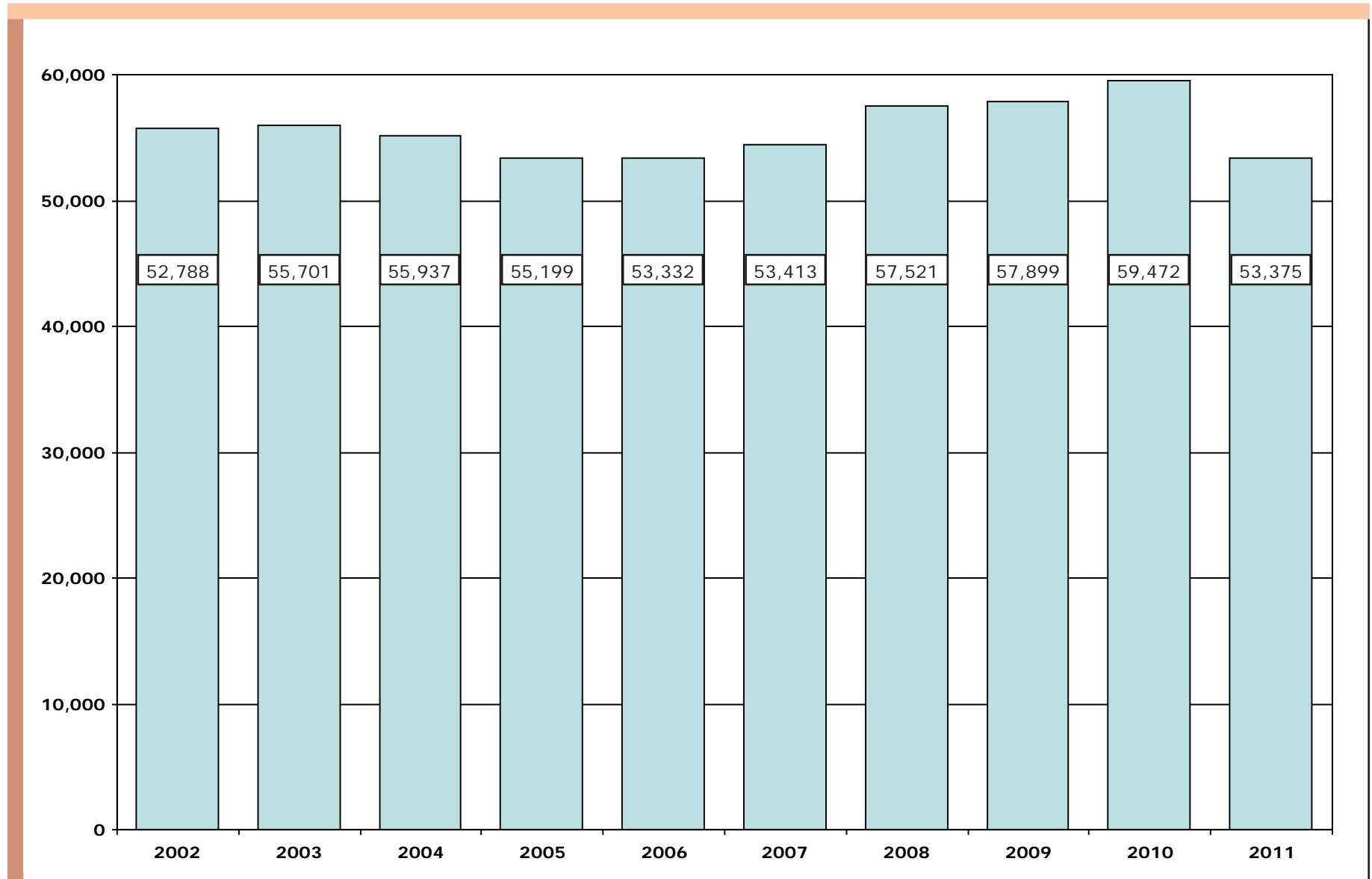
E - 7



Source: Field Operations Administration

E6 Average Number of Probationers Supervised 2002 - 2011 (Includes Holmes Youthful Trainees and Delayed Sentences)

E - 8



Source: Field Operations Administration

Community ReEntry Program



The Community Reentry Program impacts prison admissions by intervening and diverting eligible parole violators who would otherwise be returned to prison. At the end of 2011, the average time before reparole for a parole technical violator was 15.6 months. The 2011 average successful Residential Reentry Program (RRP) stay was 66.5 days, or 2.2 months, which saved an average of 13.4 months per parole technical violator RRP participant. The following two programs fall under the Community Reentry Program:

- The Residential Reentry Program (RRP), which currently operates as two sites – the Tuscola Residential Reentry Program (TRRP) and the Lake County Residential Reentry Program (LCRRP).
- The Intensive Detention Reentry Program (IDRP) which provides parole agents the opportunity to detain parolees with compliance problems before they become more serious parole violators. The department contracts with the Clinton County Jail and the Ingham County Jail to house parole violators. Field agents placed in the jails to supervise the IDRP population assist field agents in the community by developing an updated release plan for the parolee.

Electronic Monitoring allows for the monitoring and enforcement of curfews and other conditions of community supervision. Electronic Monitoring includes radio frequency (RF) electronic tether monitoring and global positioning system (GPS) monitoring:

- RF electronic monitoring is a curfew monitoring program that allows the MDOC to verify the offender's compliance with a court or parole board ordered curfew. RF electronic monitoring may be imposed as an initial condition of sentencing or release, or as a sanction for violation behavior. RF monitoring consists of three broad offender types: probationers, parolees, and contractual.

Probationers and parolees may be further divided by whether they participated in the Special Alternative Incarceration (SAI) program or not. The Electronic Monitoring Center also contracts to provide monitoring services for Community Electronic Monitoring (CEM) and for the Regional Detention Services System (RDSS).

- GPS monitoring allows for the tracking of offender movement in order to determine compliance with supervision plans. The Department only uses active GPS monitoring, which constantly monitors offender movements and provides agents with dynamic alerts of boundary violations. Offenders monitored on GPS consist of parolees, probationers who are monitored based on extenuating circumstances surrounding the nature of their offense, and offenders who have completed their parole and are wearing Lifetime GPS.

Table H1 shows the number of new Community Reentry Program participants by month and program site.

Table H2 shows the number of Community Reentry Program terminations by month and program site.

Table H3 shows the end of month populations by program site for the Community Reentry Program.

Table H4 breaks down the new electronic monitoring participants monthly by offender type.

Table H5 outlines monthly electronic monitoring terminations by offender type.

The next table, **Table H6**, lists end of month electronic monitoring populations by offender type.

This section's final table, **Table H7**, shows the 2011 end of month populations experienced by the GPS electronic tether program.

H1 New Community Reentry Program Participants Monthly by Program Site

Calendar Years 2010 and 2011

In October 2007, the Intensive Detention Reentry Program (IDRP) was brought into the Community Reentry Programs. The IDRP began in July of 2004 as a result of the need to have an alternative for technical parole violators in counties where jail overcrowding had diminished the Department's ability to detain them. The goal was to provide parole agents the opportunity to detain parolees with compliance problems before they became more serious parole violators and, if needed, repeated incidents of noncompliance could be handled with repeated detentions.

Currently, the Department contracts with the Clinton County Jail and Ingham County Jail to house parole violators for up to 45 days, with an average stay of about 30 days. Field agents are assigned to the jails to supervise the IDRP population.

The field agents at the jails assist field agents in the community by developing an updated release plan for the parolee, which includes updated placement information, and outpatient or residential substance abuse recommendations based on assessments to determine level of care needed. While in the jails, parolees receive cognitive programming and Michigan Works employability skills training, including enrollment in the Michigan Works Talent Bank. Parolees complete and receive copies of resumes to use while searching for employment upon release.

The Residential Reentry Program (RRP) is currently operating at two sites. In 2006, the former Tuscola prison camp (closed in 2005) was reopened as the Tuscola Residential Reentry Program. In

2008, the last Technical Rule Violator (TRV) center, Lake County TRV, changed its focus to Reentry by becoming the Lake County Residential Reentry Program.

Both sites house and work with parolees who need a Reentry refresher course when their behavior exhibits early signs of parole failure. Tuscola also provides programming to new parolees placed as a condition of their parole. Tuscola houses male parolees. Lake County houses both male and female parolees.

As of 2010, there are no longer any Community Residential Program (CRP) prisoners in the Community Reentry Program.

The below table shows the number of new Community Reentry Program participants by month and program site.

Month	IDRP				RRP				Total	
	Clinton		Ingham		Lake County		Tuscola		2010	2011
	2010	2011	2010	2011	2010	2011	2010	2011		
Jan	61	61	187	202	114	108	69	60	431	431
Feb	52	49	138	149	103	91	59	60	352	349
Mar	62	59	201	207	121	112	109	65	493	443
Apr	60	57	197	188	141	88	64	106	462	439
May	53	56	178	218	92	91	62	87	385	452
Jun	60	64	200	230	133	112	71	72	464	478
Jul	63	58	202	215	117	98	76	75	458	446
Aug	53	69	204	225	108	132	55	70	420	496
Sep	58	49	216	210	111	113	75	95	460	467
Oct	62	58	178	191	119	84	64	68	423	401
Nov	61	55	186	175	113	104	43	77	403	411
Dec	48	40	188	149	95	111	66	79	397	379
Total	693	675	2,275	2,359	1,367	1,244	813	914	5,148	5,192
Avg	57.8	56.3	189.6	196.6	113.9	103.7	67.8	76.2	429.0	432.7

Sources: Corrections Management Information System (CMIS) and Field Operations Administration

H2 Community Reentry Program Terminations Monthly by Program Site

Calendar Years 2010 and 2011

In 2011, out of the total 3,085 IDRPs terminations (Clinton and Ingham), there were 3,079 parolees that successfully completed the IDRPs. Among the total 2,091 RRP terminations (Lake County and Tuscola), 2,006 parolees successfully completed the RRP. The 2011 average successful stay for parolees in the IDRPs was 26.8 days (down from 28.0 days in 2010), and for the RRP 66.5 days (down from 68.7 days in 2010).

Unsuccessful IDRPs and RRP terminations occurred in about 1.8% of all terminations for 2011. Parolees failed the RRP after an average of 39.3 days in 2011, compared to 30.7 days in 2010. Typical reasons for unsuccessful terminations from the RRP include:

- Abscond violation
- Medically/Psychologically unmanageable
- Substance abuse violations
- Rule violation (non-substance abuse)

- New felony/misdemeanor
- Threatening/assaultive behavior
- Creating a disturbance
- Failure to follow rules of Reentry Center
- As determined by Central Office or Area Manager/Center Manager

As of 2010, there are no longer any Community Residential Program (CRP) prisoners in the Community Reentry Program.

Month	IDRP				RRP				Total	
	Clinton		Ingham		Lake County		Tuscola		2010	2011
	2010	2011	2010	2011	2010	2011	2010	2011		
Jan	60	60	187	218	86	102	58	45	391	425
Feb	56	45	142	154	105	97	75	46	378	342
Mar	60	65	199	173	125	108	77	86	461	432
Apr	60	55	191	209	134	99	67	87	452	450
May	52	55	181	184	95	94	64	77	392	410
Jun	59	64	207	237	147	102	88	84	501	487
Jul	64	61	184	206	100	93	54	54	402	414
Aug	61	68	220	246	136	120	77	91	494	525
Sep	51	53	231	196	121	93	76	66	479	408
Oct	62	53	152	216	104	103	71	86	389	458
Nov	66	57	190	184	109	126	64	69	429	436
Dec	44	51	189	175	124	89	62	74	419	389
Total	695	687	2,273	2,398	1,386	1,226	833	865	5,187	5,176
Avg	57.9	57.3	189.4	199.8	115.5	102.2	69.4	72.1	432.3	431.3

Sources: Corrections Management Information System (CMIS) and Field Operations Administration

H3 End of Month Community Reentry Program Populations by Program Site

Calendar Years 2010 and 2011

The monthly new Community Reentry Program participants, monthly terminations, and average lengths of stay resulted in the end of month populations shown in the table below. As of 2010, there are no longer any Community Residential Program (CRP) prisoners in the Community Reentry Program.

Mon.	IDRP				RRP				Total	
	Clinton		Ingham		Lake County		Tuscola			
	2010	2011	2010	2011	2010	2011	2010	2011	2010	2011
Jan	61	59	188	154	280	238	140	121	669	572
Feb	58	63	188	149	284	232	123	140	653	584
Mar	60	57	192	176	274	234	155	154	681	621
Apr	59	59	196	155	281	223	152	154	688	591
May	60	60	196	189	278	220	150	149	684	618
Jun	61	60	185	182	263	228	133	139	642	609
Jul	60	58	191	191	280	233	155	155	686	637
Aug	53	59	174	170	252	242	133	159	612	630
Sep	59	57	171	188	242	260	132	161	604	666
Oct	59	60	187	161	257	240	125	152	628	613
Nov	54	58	165	152	261	190	104	146	584	546
Dec	58	47	170	126	232	189	106	145	566	507
Avg	58.5	58.1	183.6	166.1	265.3	227.4	134.0	147.9	641.4	599.5

Sources: Corrections Management Information System (CMIS) and Field Operations Administration

H4 New Electronic Monitoring Participants Monthly by Offender Type

Calendar Years 2010 and 2011

The Electronic Monitoring Center is staffed 24/7 year round. Monitored probationers and parolees are assigned to and supervised by field agents throughout the State, but all monitoring of the equipment, alert processing and notification, and inventory control is managed through the Monitoring Center. The Center also contracts to provide monitoring services for Community Electronic Monitoring (CEM) and for the Regional Detention Services System (RDSS).

As of 2010, there are no longer any Community Residential Program (CRP) prisoners on electronic monitoring.

The table below breaks down the new electronic monitoring participants by month and type of offender.

Month	Parole		Parole SAI		Probation		Probation SAI		CEM		RDSS		Total	
	2010	2011	2010	2011	2010	2011	2010	2011	2010	2011	2010	2011	2010	2011
Jan	167	147	97	92	199	146	20	24	7	12	24	21	514	442
Feb	149	136	26	72	155	137	21	20	13	3	34	28	398	396
Mar	187	183	63	89	208	176	29	31	12	14	28	29	527	522
Apr	163	184	57	105	172	139	15	22	13	13	23	32	443	495
May	152	220	49	95	178	141	12	32	23	23	38	39	452	550
Jun	182	769	62	112	190	157	32	20	23	13	35	35	524	1106
Jul	177	361	67	102	172	126	19	17	17	23	47	46	499	675
Aug	153	352	70	144	195	156	21	26	20	12	38	47	497	737
Sep	181	266	85	111	161	136	37	12	18	11	38	35	520	571
Oct	158	271	41	88	158	142	18	12	19	11	27	40	421	564
Nov	153	275	97	111	144	130	31	20	12	14	15	38	452	588
Dec	128	287	76	113	168	119	30	20	13	12	23	23	438	574
Total	1,950	3,451	790	1,234	2,100	1,705	285	256	190	161	370	413	5,685	7,220
Avg	162.5	287.6	65.8	102.8	175.0	142.1	23.8	21.3	15.8	13.4	30.8	34.4	473.8	601.7

Sources: Corrections Management Information System (CMIS) and Field Operations Administration

H5 Monthly Electronic Monitoring Terminations by Offender Type

Calendar Years 2010 and 2011

The table below shows the monthly electronic monitoring terminations by offender type. The following are typical reasons for unsuccessful terminations on electronic monitoring:

- Substance abuse violation
- Curfew violation
- Tampering with tether device
- Abscond violation

- New felony
- Administrative termination, which occurs when the offender is unable to continue for reasons beyond their control, such as loss of home placement, hospitalization, or commitment to a treatment program.

Month	Parole		Parole SAI		Probation		Probation SAI		CEM		RDSS		Total	
	2010	2011	2010	2011	2010	2011	2010	2011	2010	2011	2010	2011	2010	2011
Jan	112	145	62	66	185	144	17	23	8	10	30	22	414	410
Feb	117	112	54	45	170	131	17	19	5	8	30	18	393	333
Mar	185	120	74	96	179	164	17	28	16	9	33	16	504	433
Apr	164	172	63	58	191	126	16	22	16	6	30	10	480	394
May	143	148	40	89	149	157	16	23	16	21	22	27	386	465
Jun	172	214	31	78	183	158	16	21	16	17	29	33	447	521
Jul	148	214	41	77	174	142	18	19	22	18	40	21	443	491
Aug	168	244	44	110	176	137	19	26	10	12	30	35	447	564
Sep	159	241	59	73	176	137	15	17	23	11	28	26	460	505
Oct	156	257	43	101	134	142	28	10	17	12	15	18	393	540
Nov	136	250	54	82	142	130	26	22	17	14	23	37	398	535
Dec	141	305	65	127	129	157	27	12	17	12	20	28	399	641
Total	1,878	2,422	630	1,002	1,988	1,725	232	242	183	150	330	291	5,164	5,832
Avg	150.1	201.8	52.5	83.5	165.7	143.8	19.3	20.2	15.3	12.5	27.5	24.3	430.3	486.0

Sources: Corrections Management Information System (CMIS) and Field Operations Administration

H6 End of Month Electronic Monitoring Populations by Offender Type Calendar Years 2010 and 2011

The Electronic Monitoring Center has equipment to handle approximately 3,400 offenders on monitoring. While fully operational at that level in the past, a considerable reduction in numbers has occurred since the implementation of the 1998 Truth-in-Sentencing legislation, which has caused the number of prisoners in the Community Residential Program (CRP) to fall from around 1,500 prisoners on electronic monitoring

to no prisoners in the CRP as of December 31, 2009.

The monthly new monitoring participants, monthly monitoring terminations, and average lengths of stay resulted in the end of month electronic monitoring populations shown in the table below.

Month	Parole		Parole SAI		Probation		Probation SAI		CEM		RDSS		Total	
	2010	2011	2010	2011	2010	2011	2010	2011	2010	2011	2010	2011	2010	2011
Jan	633	591	226	268	711	644	49	76	40	38	125	78	1,784	1,695
Feb	678	601	194	284	680	627	48	80	54	26	133	83	1,787	1,701
Mar	679	650	157	259	698	621	59	77	51	28	119	90	1,763	1,725
Apr	712	651	129	290	679	616	48	73	43	30	110	96	1,721	1,756
May	706	712	141	279	694	576	43	75	53	30	126	103	1,763	1,775
Jun	693	1,249	163	311	672	560	62	71	59	26	107	86	1,756	2,303
Jul	701	1,378	170	321	657	536	62	63	43	31	111	95	1,744	2,424
Aug	643	1,439	188	339	664	547	66	60	62	30	111	100	1,734	2,515
Sep	625	1,452	200	364	620	527	90	55	51	32	118	94	1,704	2,524
Oct	623	1,445	197	340	645	519	84	53	51	31	116	111	1,716	2,499
Nov	622	1,447	239	341	637	511	86	47	47	30	109	102	1,740	2,478
Dec	600	1,431	240	310	656	459	85	50	42	27	91	98	1,714	2,375
Avg	659.6	1,087.2	187.0	308.8	667.8	561.9	65.2	65.0	49.7	29.9	114.7	94.7	1,743.8	2,147.5

Sources: Corrections Management Information System (CMIS) and Field Operations Administration

H7 Monthly GPS Electronic Tether Program Activity

Calendar Year 2011

The use of Global Positioning System (GPS) monitoring allows for the tracking of parolee movement in order to determine compliance with supervision plans. The Department only uses active GPS monitoring which constantly monitors offender movements and provides agents with dynamic alerts of boundary violations. Passive GPS monitoring, which stores offender movement information for later review, is no longer used by the Department.

Offenders monitored on GPS consist of parolees who may be monitored up to 2 years, 8 probationers who are monitored based on extenuating circumstances surrounding the nature of their instant offense, and 5 offenders who have completed their parole and are wearing Lifetime GPS.

Pursuant to state law, if an offender is sentenced to prison for CSC 1st or 2nd, the sentencing court also must sentence the offender to lifetime GPS if the offense was committed on or after August 28, 2006, at the time

of the offense the offender was 17 years of age or older, and the victim was less than 13 years of age.

Alerts for Lifetime GPS offenders who have completed their parole are routed through the Michigan State Police for investigation and possible referral for a new felony warrant. The Department does not have any jurisdiction over Lifetime GPS offenders who have completed their parole. To balance public safety interests and available resources, parolees released from prison on or after January 8, 2007, whose current offense requires registration under the Sex Offender Registration Act, shall be monitored on some form of electronic monitoring whenever practical. The Parole Board may waive GPS monitoring when medical and/or mental capacity issues make it impractical. GPS monitoring may also be used for select parolees as an intervention or sanction for non-compliance with the order for parole.

GPS electronic monitoring shall be used for prisoners granted parole for offenses listed below:

Conviction Charge	Technology/Length	
	Prior to 6/1/2011	As of 6/1/2011
CSC - 1st Degree	<p>If Lifetime GPS: GPS for life (current term and beyond).</p> <p>If not Lifetime GPS case: GPS for the entire term of parole.</p>	<p>If Lifetime GPS: GPS for life (current term and beyond).</p> <p>If not Lifetime GPS case:</p> <ul style="list-style-type: none"> - If any VASOR (or any other MDOC approved sex offender assessment tool) or COMPAS (Violence/Recidivism) score is HIGH or victim was a stranger or non-family member, GPS is required for their entire term. - If the offenders highest VASOR (or any other MDOC approved sex offender assessment tool) or COMPAS (Violence/Recidivism) score is MODERATE or LOW and the victim was a family member, GPS is only required for the first year. If the parolee is in compliance with supervision they shall be reduced to RF for the remainder of their parole term.
CSC - 2nd Degree	<p>If Lifetime GPS: GPS for life (current term and beyond).</p> <p>If not Lifetime GPS case: GPS for the entire term of parole.</p>	<p>If Lifetime GPS: GPS for life (current term and beyond).</p> <p>If not Lifetime GPS case: GPS for the first year. If the parolee is in compliance with supervision they shall be reduced to RF for the remainder of their parole term.</p>
CSC - 3rd Degree	GPS for the entire term of parole	GPS for the first year. If the parolee is in compliance with supervision they shall be reduced from GPS to RF for the remainder of their term.
Requires Sex Offender Registration	GPS for a minimum of the first 6 months. If the parolee is in compliance with supervision they shall be reduced from GPS to RF for the remainder of their term.	No Change
Failure to Register as Sex Offender	GPS for a minimum of the first 6 months. If the parolee is in compliance with supervision they shall be reduced from GPS to RF for the remainder of their term.	No Change
Aggravated Stalking or serving any other sentence with a concurrent probation term for Aggravated Stalking	GPS for the entire term of parole	No Change
Domestic Violence - Third Offense	GPS for a minimum of the first 12 months, and then RF electronic monitoring for the remainder of the parole term.	RF for the first six months.
Parole Board Ordered to GPS	GPS for a minimum of the first 6 months. If the parolee is in compliance with supervision they shall be reduced from GPS to RF for a minimum of 6 additional months.	No Change

During 2011, there were 1,819 GPS activations and 3,240 terminations. Of the 3,240 terminations, 239 (7.4%) were for administrative reasons. The remaining 3,001 terminations, 391 (13.0%) were a result of technical violations, 41 (1.4%) were a result of new sentence failures, 47 (1.6%) are currently absconders, and 2,522 (84.0%) were a result of successful completion

of GPS. Of the 391 terminations that were a result of technical violations, 110 were for uncharged criminal behavior, making up 28.1% of technical violations and 3.4% of all terminations.

The table below shows the 2011 end of month GPS populations.

Global Positioning System (GPS)	
Jan	3,451
Feb	3,405
Mar	3,382
Apr	3,367
May	3,301
Jun	2,669
Jul	2,485
Aug	2,427
Sep	2,400
Oct	2,360
Nov	2,339
Dec	2,310

Source: Field Operations Administration

Special Alternative Incarceration Program



This section describes offenders committed to the Special Alternative Incarceration Program (SAI). The program has evolved over the years, but its objectives continue to be ending criminal behavior by developing offender self-esteem and self-discipline, a sense of individual responsibility and a positive work ethic.

In 1988, SAI opened as a 90-day military ‘Boot Camp’ style program for male probationers, under the Department’s Field Operations Administration (FOA). The program was patterned after military basic training, involved physical fitness and programming (education, substance abuse awareness, basic life skills and counseling), with an optional component for residential placement in the community while on parole or probation

In 1992, the program was expanded to include females. The program was later expanded to also include prisoners serving a minimum sentence of 36 months or less.

In 2003, the program’s component for intensive parole or probation supervision in the community was replaced with regular community supervision.

In 2004, SAI transferred from FOA to the Department’s Correctional Facilities Administration (CFA), and was assigned to the Cooper Street Correctional Facility for administrative oversight.

In 2008, SAI was redesigned to adhere to the evidence-based practices of the Michigan Prisoner ReEntry Initiative (MPRI). Most significant was dropping the old military-style, ‘boot camp’ setting. Under the ‘boot camp’ philosophy, trainees received a complete set of standard programs whether they had the need for the programs or not. As an In-Reach Facility under MPRI, each trainee receives individualized custom programming based on their needs, risks, and strengths as determined by a COMPAS assessment.

In 2010, a major change in the program was the inclusion of prisoners who were denied parole at their initial parole hearing but were viewed as acceptable to SAI programming by both the MDOC and the Parole Board. These groups of SAI participants are referred to as Intensive Reentry trainees (IR). This group

is made up of persons who in many instances have passed their earliest release date and who will only be considered for parole if they successfully complete the SAI program.

While these prisoners do not fall under the jurisdiction of the SAI statute they are well served by the SAI program offerings and re-entry preparation.

Tables I1 and **I2** show SAI prisoner and probationer intake by offense. **Table I3** reflects probationer intake by Field Operations Administration (FOA) region. **Tables I4** and **I5** summarize SAI Phase I program performance. Remember, that SAI changed philosophy mid-year 2008 from a “boot camp” to an MPRI In-Reach Facility. **Tables I6** and **I7** summarizes SAI Phase I post-program outcome. Additional information about the SAI program (such as the offender eligibility criteria) is available in a separate annual report, Special Alternative to Incarceration Program.¹

In 2011, programming was increased for the female population at SAI by providing gender-responsive programming while still keeping the basic tenets of a boot camp. Trainees are still required to march in formation, participate in physical fitness training, if able, as well as compete in drill competitions. SAI continues the use the COMPAS assessment for programming but also added reviews of prior criminal histories and the Pre-Sentence investigation Report compounded with a personal interview by programming staff. These changes have allowed us to meet the individual needs of each trainee.

Public Works assignments continue to be a main stay of programming at SAI. This allows trainees who meet screening requirements to go into the community under the supervision of a corporal and give back to the community through hard work.

¹ The report is available online at <http://www.michigan.gov/corrections>. Click on “Publications & Information,” and finally, click on “Legislative Reports.”

1 2011 SAI Prisoner Intake by Offense

Special Alternative Incarceration Boot Camp (Includes Attempts)
Page 1 of 3

Offense	Violations
GRAND TOTAL	1,604
28.729	Sex Offender - Fail to Register 2
28.7292C	Sex Offender - Fail to Report, 3rd Offense 3
257.257	License Documents/Plates - Forgery 1
257.3109	Driver's License - Forged, Possession of 2 or More 1
257.602A2	Police Officer - Flee (Vehicle Code) 4
257.602A3A	Police Officer - Flee - 3rd Degree (Vehicle Code) 33
257.602A4A	Police Officer - Flee - 2nd Degree (Vehicle Code) 4
257.617	Fail to Stop at Accident - Serious Impairment/Death 2
257.6254	Operating Vehicle Intoxicated, Causing Death 1
257.6256D	OWI - Impaired w/Contr. Sub, 3rd Offense 60
257.6257A2	Operating Vehicle Intoxicated, w/ Occupant < 16 - 2nd+ Offense 1
257.9045	Operate - License Susp./Rev./Denied, Causing Serious Injury 2
333.74012A3	Contr. Sub - Del/Mfg (Narc. or Cocaine) 50 - 449 Grams 22
333.74012A4	Contr. Sub - Del/Mfg (Narc. or Cocaine) Under 50 Grams 135
333.74012BA	Contr. Sub. - Del/Mfg (Sched. 1-3), Except Marijuana 8
333.74012B1	Contr. Sub. - Del/Mfg Meth/Ecstasy 28
333.74012D1	Contr. Sub. - Del/Mfg 45 or More Kilograms Marijuana 2
333.74012D3	Contr. Sub. - Del/Mfg Marijuana 39
333.7401C2A	Contr. Sub. - Operate/Maintain Lab 2
333.7401C2C	Contr. Sub. - Operate/Maintain Lab Involving Hazardous Waste 4
333.7401C2D	Contr. Sub. - Operate/Maintain Lab Near Specified Places 4
333.7401C2F	Contr. Sub - Operate/Maintain Lab Involve Methamphetamine 50
333.74022A	Contr. Sub. - Create/Del./Intent Counterfeit (Narcotic) 1
333.74022E	Contr. Sub. - Create/Deliver Analogue 2
333.74032A3	Contr. Sub - Poss (Narcotic/ Cocaine) 50 - 449 Grams 2

Offense	Violations
333.74032A5	Contr. Sub - Poss (Narcotic/ Cocaine) Under 25 Grams 30
333.74032B-A	Contr. Sub. - Possess Analogues/Sched. 1-4 3
333.74032B1	Contr. Sub - Poss Methamphetamine/Ecstasy 15
333.74032D	Contr. Sub - Poss Marijuana 1
333.74042D	Contr. Sub. - Use of Marijuana 1
333.74071G	Contr. Sub. - Counterfeit Prescription Form 1
333.74102-A	Contr. Sub. - Deliver <50 Grams, School Prop. (Narc/Cocaine) 1
333.74103	Contr. Sub. - Intent Deliver <50 Grams, School Prop (Narc.) 1
333.74104-D	Contr. Sub. - Possess Marijuana, on School/Library Property 1
445.65	Identity Theft 7
445.67	Identity Theft - Obtain/Possess/ Transfer ID w/ Intent 2
500.45111	Insurance - Fraudulent Acts 1
750.110	Break & Enter - A Building w/Intent86 86
750.110A2	Home Invasion - 1st Degree 73
750.110A3	Home Invasion - 2nd Degree 183
750.110A4	Home Invasion - 3rd Degree 15
750.111	Break & Enter - Entry w/o Breaking w/Intent 8
750.1227A	Witness - Bribe/Intimidate/ Interfere 1
750.1227B	Witness - Bribe/Intimidate/ Interfere 2
750.1227C	Witness - Intimidate/Threaten to Kill or Injure 1
750.136B3	Child Abuse - 2nd Degree 1
750.157N1	Financial Transaction Device - Steal/Retain w/o Consent 5
750.157Q	Financial Transaction Device - Illegal Sale/Use 3
750.15911	Criminal Enterprise - Conducting 9
750.15913	Criminal Enterprise - Racketeering Proceeds 1
750.165	Child Support - Fail to Pay 7

1 2011 SAI Prisoner Intake by Offense

Special Alternative Incarceration Boot Camp (Includes Attempts)
 Page 2 of 3

Offense	Violations
750.1744A Embezzle - Agent or Trustee, \$1K - <\$20K	2
750.1746 Embezzle - \$50K - <\$100K	1
750.1747 Embezzlement - \$100K or More	5
750.1952 Escape - From Felony Jail Sentence	1
750.197C Escape - From Jail Through Violence or Assault Prison Employee	1
750.197CA Assault of Prison Employee	3
750.199A Bond - Absconding or Forfeiting	4
750.213 Extortion	1
750.2184A False Pretenses - \$1K - <\$20K	2
750.2185A False Pretenses - \$20K or More	1
750.224B Weapons - Firearms, Short-Barrel Shotgun/Rifle	1
750.224F Weapons - Firearms, Possess by Felon	39
750.226 Weapons - Dangerous Weapon, Carry w/ Unlawful Intent	3
750.227 Weapons - Carrying Concealed	40
750.227BA Weapons - Felony Firearm	10
750.227G9A Weapons - Body Armor - Possess/Use by Violent Felon	1
750.234B Weapons - Firearms, Discharge in/at Bldg.	2
750.248 Forgery	2
750.249 Uttering & Publishing	27
750.252 Utter & Publish - Possess Counterfeit Note w/ Intent	1
750.254 Utter & Publish - Possess Counterfeit Bank/State/Bills	1
750.317 Homicide - Murder 2nd Degree	1
750.321A Homicide - Manslaughter, Statutory Short Form	2
750.321C Homicide - Manslaughter, Involuntary	2
750.321E Homicide - Manslaughter w/ Motor Vehicle	1
750.356A Larceny - Over \$100 (obsolete)	1

Offense	Violations
750.3563A Larceny - \$1K - <\$20K	5
750.356A1 Larceny - From Motor Vehicle	21
750.356A3 Breaking & Entering - Vehicle Semi-Trailer/House Trailer, w/ Damage	4
750.356C Retail Fraud - 1st Degree	15
750.357 Larceny from Person	21
750.357B Weapons - Firearms - Larceny	1
750.360 Larceny In Building	21
750.377A1B1 Malicious Destruction Pers. Prop., \$1K - <\$20K	5
750.377A1B2 Malicious Destruction Pers. Prop., \$200 - <\$1K - 2nd+ Offense	1
750.377B Malicious Destruction Fire/Police Property	2
750.3803A Malicious Destruction of Bldg., \$1K - <\$20K	2
750.383A Malicious Destruction of Prop., Utility Prop.	1
750.4111 Stalking - Aggravated	8
750.413 Motor Vehicle - Unlawfully Driving Away	27
750.414 Motor Vehicle - Unlawful Use	2
750.422B Perjury - Court Proceeding	2
750.4792 Public Officer - Assault/Obstruct	2
750.479A2 Police Officer - Flee (Penal Code) 4th Degree	3
750.479A3 Police Officer - Flee (Penal Code) 3rd Degree	9
750.479A4A Police Officer - Flee (Penal Code) 2nd Degree	3
750.479B2 Peace Officer - Disarm Firearm	1
750.483A4B Interfere w/ Police Investigation Threat to Kill/Injure	1
750.49 Animals, Fighting, Baiting or Shooting	1
750.505A Obstruction of Justice	2
750.505B Accessory After the Fact to Felony	4
750.50B Animals - Kill/Torture	1

1 2011 SAI Prisoner Intake by Offense

Special Alternative Incarceration Boot Camp (Includes Attempts)
 Page 3 of 3

Offense	Violations
750.529 Robbery - Armed	66
750.529A Carjacking	13
750.530 Robbery - Unarmed	76
750.531-A Bank Robbery	3
750.535B Weapons - Firearms, Receive & Conceal	4
750.5352A Stolen Prop. - Receive & Conceal, \$20K or More	3
750.5352B Stolen Prop. - Receive & Conceal, \$1K - <\$20K - 3rd+ Offense	1
750.5353A Stolen Prop. - Receive & Conceal, \$1K - <\$20K	12
750.5357 Stolen Prop. - Receive & Conceal, Motor Vehicle	28
750.5405A Interfere w/Electronic Communications	1
750.5405B Interfere w/Electronic Communications, Injury/Death	1
750.72-A Arson - Dwelling House	1
750.75 Arson - Insured Property	1
750.771C1 Arson - Preparation to Burn Property, \$1K - <\$20K	1
750.771D1 Arson - Preparation to Burn Property, \$20K or More	1
750.81A3 Domestic Violence, Aggravated - 2nd Offense	1
750.81D1 Police Officer - Assault/Resist/Obstruct	36
750.81D2 Police Officer - Assault/Resist/Obstruct, Causing Injury	6
750.814 Domestic Violence, 3rd Offense	9
750.82 Felonious Assault	48
750.83 Assault w/ Intent to Murder	2
750.84 Asslt w/Intent to do Body Harm Less Than Murder	69
750.87 Assault w/ Intent to Commit Felony	1
750.88 Asslt w/Intent to Rob While Unarmed	9

Offense	Violations
750.89 Assault w/ Intent to Rob While Armed	11
800.2814 Prisons - Prisoner Possessing Contraband	2
800.2834 Prisons - Prisoner Possessing Weapon	4
801.2621A Jails - Bring Weapon Into	1
801.2631 Jails - Furnish Contraband to Prisoner	1

SOURCE: Correctional Facilities Administration (SAI Database)

12 2011 SAI Probationer Intake by Offense

Special Alternative Incarceration Boot Camp (Includes Attempts)
 Page 1 of 2

Offense	Violations
GRAND TOTAL	381
28.729 Sex Offender - Fail to Register	1
257.602A3-A Police Officer - Flee - 3rd Degree (Vehicle Code)	11
257.602A4-A Police Officer - Flee - Serious Bodily Injury (Vehicle Code)	1
257.6256D OWI - Impaired w/Contr. Sub, 3rd Offense	6
333.73413 Contr. Sub. - Imitation Mfg/Distribution	1
333.74012A4 Contr. Sub - Del/Mfg (Narc. or Cocaine) Under 50 Grams	14
333.74012B1 Contr. Sub - Del/Mfg Methamphetamine/Ecstasy	1
333.74012D3 Contr. Sub - Del/Mfg Marijuana	26
333.7401C2F Contr. Sub - Operate/Maintain Lab Involve Methamphetamine	2
333.7401C2A Contr. Sub. - Operate/Maintain Lab	1
333.74032 Contr. Sub. - Possess	1
333.74032A4 Contr. Sub. - Possess 25 - 49 Grams (Narcotic)	1
333.74032A5 Contr. Sub - Poss (Narcotic/Cocaine) Under 25 Grams	12
333.74032B-A Contr. Sub. - Possess Analogues/Sched. 1-4	3
333.74032B1 Contr. Sub. - Possess Methamphetamine	2
333.74032D Contr. Sub - Poss Marijuana	2
333.74042A Contr. Sub. - Use (Narcotic/Cocaine/Meth/Ecstasy)	1
333.7405D Contr. Sub. - Maintain Drug House	2
445.65 Identity Theft	3
750.110 Break & Enter - A Building w/Intent	17
750.110A2 Home Invasion - 1st Degree	21
750.110A3 Home Invasion - 2nd Degree	79
750.110A4 Home Invasion - 3rd Degree	5
750.116 Burglar's Tools - Possess	1
750.1227A Witness - Bribe/Intimidate/Interfere	1

Offense	Violations
750.131A1 Check - No Account	1
750.157N1 Financial Transaction Device - Steal/Retain w/o Consent	3
750.159I1 Criminal Enterprise - Conduct	1
750.165 Child Support - Fail to Pay	1
750.199A Bond - Abscond or Forfeit	1
750.224B Weapons - Firearms, Short-Barrel Shotgun/Rifle	2
750.224F Weapons - Firearms, Possession by Felony	2
750.226 Weapons - Dangerous Weapon, Carry w/ Unlawful Intent	1
750.227 Weapons - Carrying Concealed	18
750.227A Weapons - Firearms - Unlawful Possession by Security Guard	1
750.249 Uttering & Publishing	3
750.317 Homicide - Murder 2nd Degree	1
750.337B Indecent Language	1
750.349B Unlawful Imprisonment	1
750.356 Larceny	1
750.3563A Breaking & Entering - Vehicle Semi-Trailer/House Trailer, w/ Damage	1
750.356A1 Larceny - From Motor Vehicle	11
750.356C Retail Fraud - 1st Degree	3
750.357 Larceny from Person	7
750.360 Larceny in Building	21
750.377A1B1 Malicious Destruction Pers. Prop., \$1K - <\$20K	5
750.3803 Malicious Destruction of Bldg.	1
750.3803A Malicious Destruction of Bldg., \$1K - <\$20K1	1
750.413 Motor Vehicle - Unlawfully Driving Away	9
750.414 Motor Vehicle - Unlawful Use	1
750.479A3 Police Officer - Flee (Penal Code) 3rd Degree	7

12 2011 SAI Probationer Intake by Offense

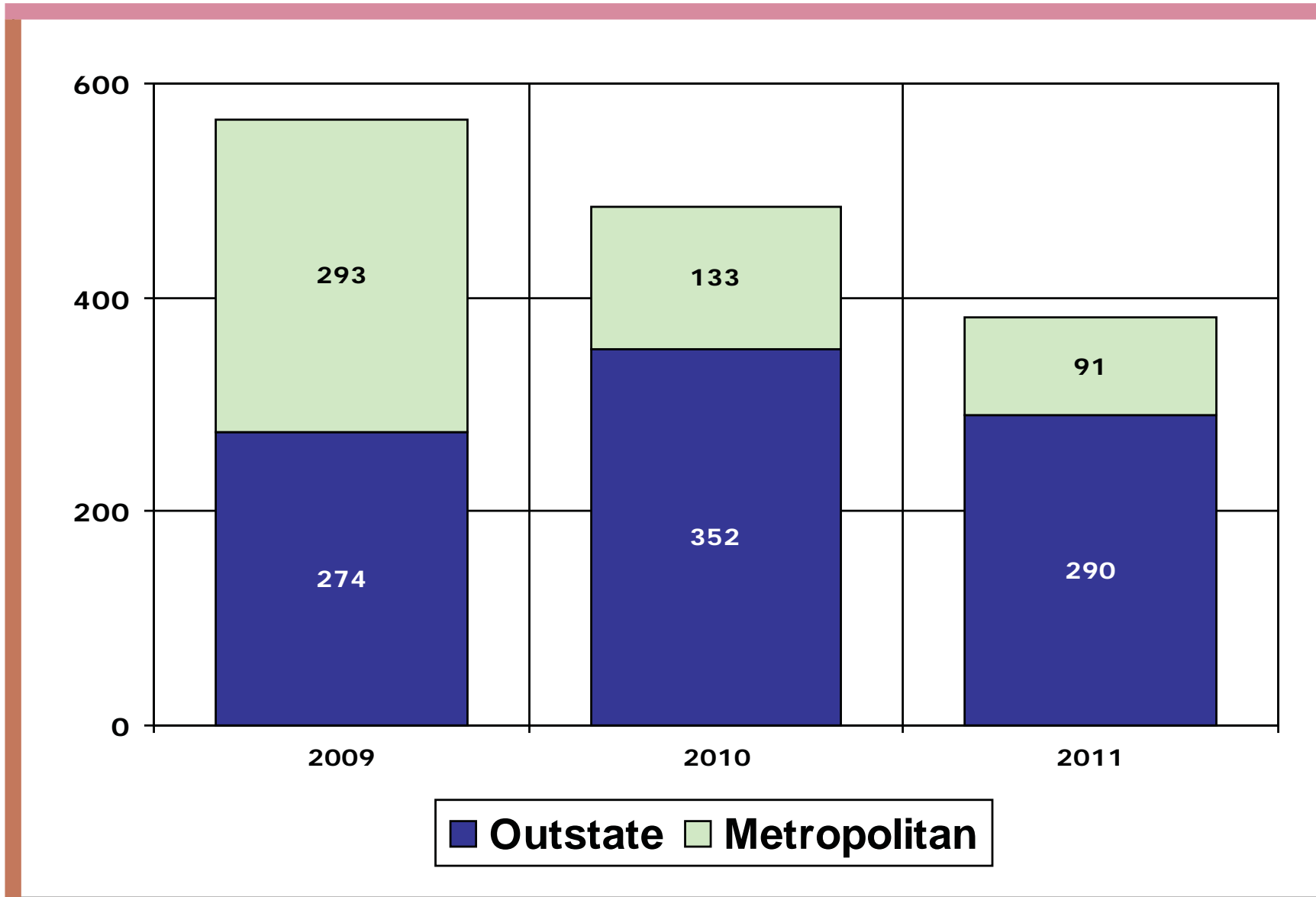
Special Alternative Incarceration Boot Camp (Includes Attempts)
 Page 2 of 2

Offense	Violations
750.520E1A CSC - 4th Degree - Force/ Coercion	1
750.529 Robbery - Armed	1
750.530 Robbery - Unarmed	12
750.5353A Stolen Prop. - Receive & Conceal, \$1K - <\$20K	2
750.5357 Stolen Prop. - Receive & Conceal, Motor Vehicle	8
750.81D1 Police Officer - Assault/Resist/Obstruct	9
750.81D2 Police Officer - Assault/Resist/Obstruct, Causing Injury	3
750.814 Domestic Violence, 3rd Offense	1
750.82 Felonious Assault	10
750.84 Asslt w/Intent to do Body Harm Less Than Murder	9
750.88 Asslt w/Intent to Rob While Unarmed	3
750.89 Asslt w/Intent to Rob While Armed	1
800.2834 Prisons - Prisoner Possessing Weapon	1

SOURCE: Correctional Facilities Administration (SAI Database)

13 2009 - 2011 Comparison of SAI Probationer Intake (By Field Operations Administration Regions)

1 - 7



SOURCE: Correctional Facilities Administration (SAI Database)

14 SAI Phase I Prisoner Program Performance 2009 - 2011

	2009		2010		2011	
Graduated	1,033	90.8%	1,016	92.4%	1,387	88.5%
Voluntary Withdrawals	10	0.9%	11	1.0%	19	1.2%
Terminated as Rule Violators	36	3.2%	28	2.5%	97	6.2%
Terminated for Medical Reasons	21	1.8%	21	2.0%	21	1.3%
Terminated for Admin. Reasons	38	3.3%	23	2.1%	43	2.8%
Total	1,138	100.0%	1,099	100.0%	1,567	100.0%

SOURCE: Correctional Facilities Administration

15 SAI Phase I Probationer Program Performance 2009 - 2011

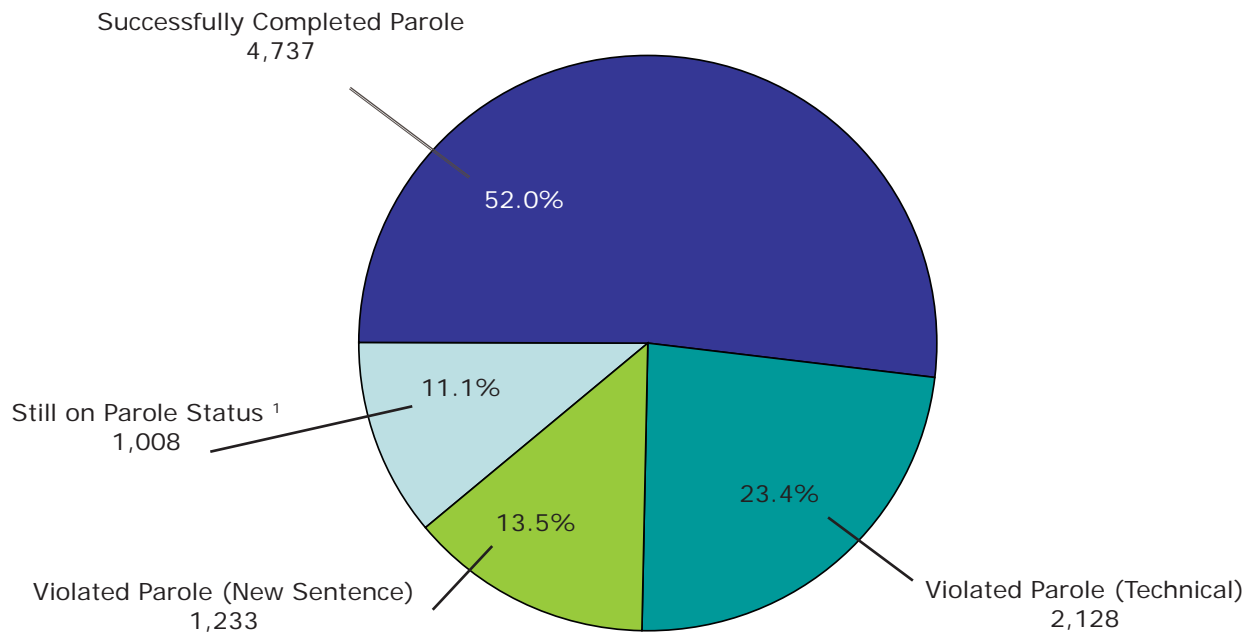
	2009		2010		2011	
Graduated	516	84.9%	446	85.6%	282	79.9%
Voluntary Withdrawals	6	1.0%	6	1.2%	8	2.3%
Terminated as Rule Violators	49	8.1%	37	7.1%	34	9.6%
Terminated for Medical Reasons	24	3.9%	19	3.6%	17	4.8%
Terminated for Admin. Reasons	13	2.1%	13	2.5%	12	3.4%
Total	608	100.0%	521	100.0%	353	100.0%

SOURCE: Correctional Facilities Administration

16 SAI Phase I Prisoner Post-Program Performance 1992 - 2011

	1992 - 2008 ¹		2009		2010		2011	
Still on Parole Status ²	1,008	11.1%	218	21.2%	465	61.5%	650	96.9%
Sucessfully Completed Parole	4,737	52.0%	589	57.4%	183	24.2%	3	0.4%
Violated Parole (Technical)	2,128	23.4%	112	10.9%	50	6.6%	14	2.1%
Violated Parole (New Sentence)	1,233	13.5%	108	10.5%	58	7.7%	4	0.6%
Total Graduates	9,106	100.0%	1,027	100.0%	756	100.0%	671	100.0%

17 SAI Phase I Prisoner Post-Program Performance 1992 - 2008 ¹ All SAI-Prisoners with Three or More Years Since Graduation




¹ Reflects the status at the end of the 3rd year following the graduation from SAI.

² Includes parolees who have absconded from parole.

NOTE: Reflects outcome of the parole term following SAI.

SOURCE: Corrections Management Information System (CMIS).

Office of Community Alternatives



This section provides data on the Office of Community Alternatives (OCA).

OCA works with local units of government and criminal justice professionals to implement Michigan's Community Corrections Act, P.A. 511 of 1988. The purpose of the Act is to increase the range and utilization of community sanctions and services for non-violent offenders in order to reduce admissions to prison. The OCA implements program policies, guidelines and standards, and provides technical assistance to local units of government to develop and implement locally-developed comprehensive corrections plans. These plans outline criminal justice problems and how policies and practices and P.A. 511 funds will address them.

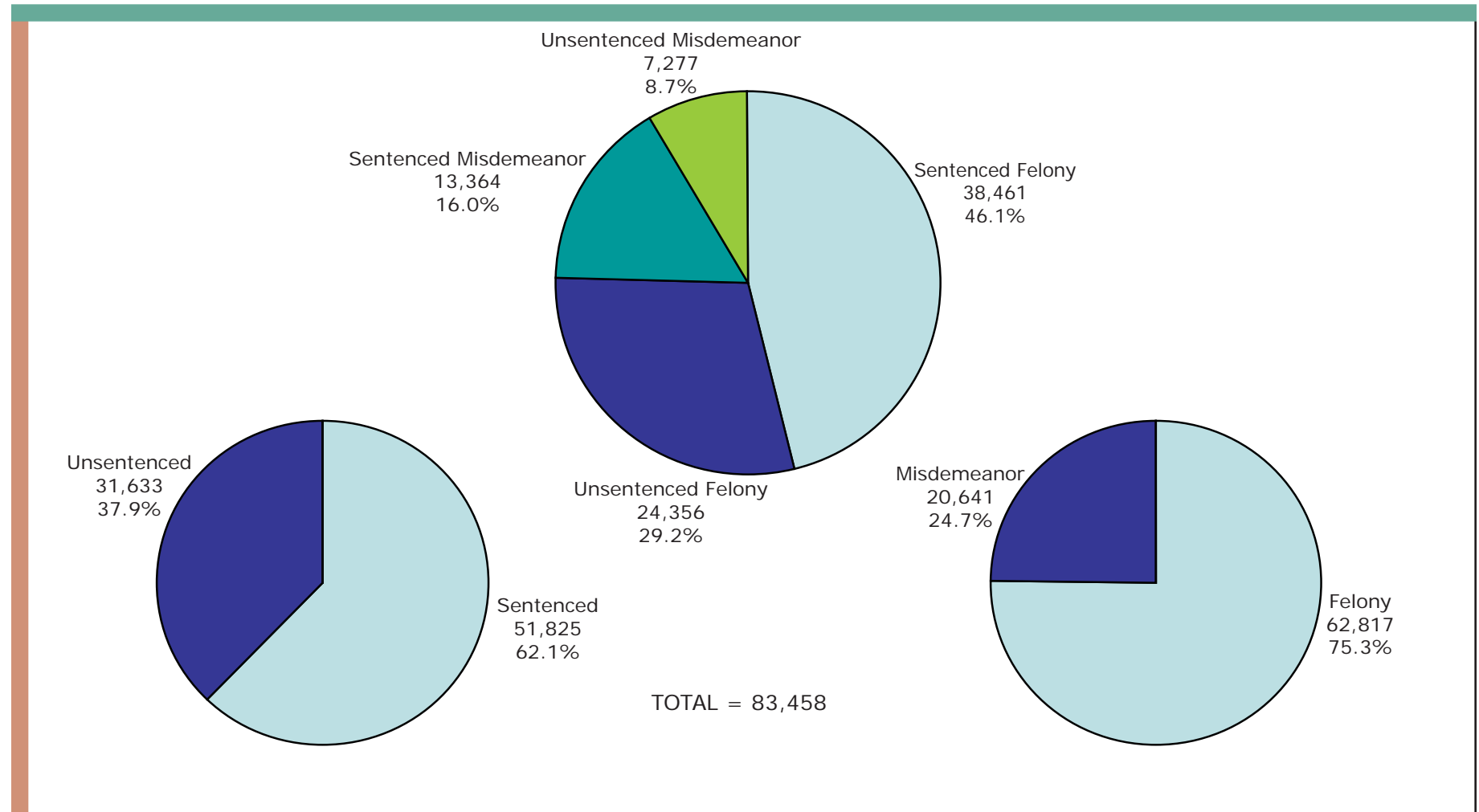
Local governments voluntarily participate in the implementation of the Act through forming Community Corrections Advisory Boards (CCABs) which have responsibilities for developing comprehensive corrections plans. The plans establish the framework for applications for funds. At various times since 1989, 80 of the 83 counties across the state have elected to participate in implementation of the Act through the formulation of single-county, multi-county and county-city Community Corrections Advisory Boards.

During Fiscal Year 2011, \$13,645,327 was awarded for comprehensive corrections plans and services to 73 counties, \$18,075,500 for probation residential services, and \$1,740,100 for the drunk driver jail reduction and community treatment program.

The number of new enrollees in community corrections programs during FY 2011 was 83,458. **Chart J1** shows the number of offenders determined eligible and enrolled in programs by crime class and legal status. **Chart J2** shows the award of comprehensive plans and services funds by program category. **Table J3** details the actual average daily population of probation residential services.

J1 Offenders Enrolled in P.A. 511 Community Corrections Programs FY 2011

By Crime Class and Legal Status at Enrollment

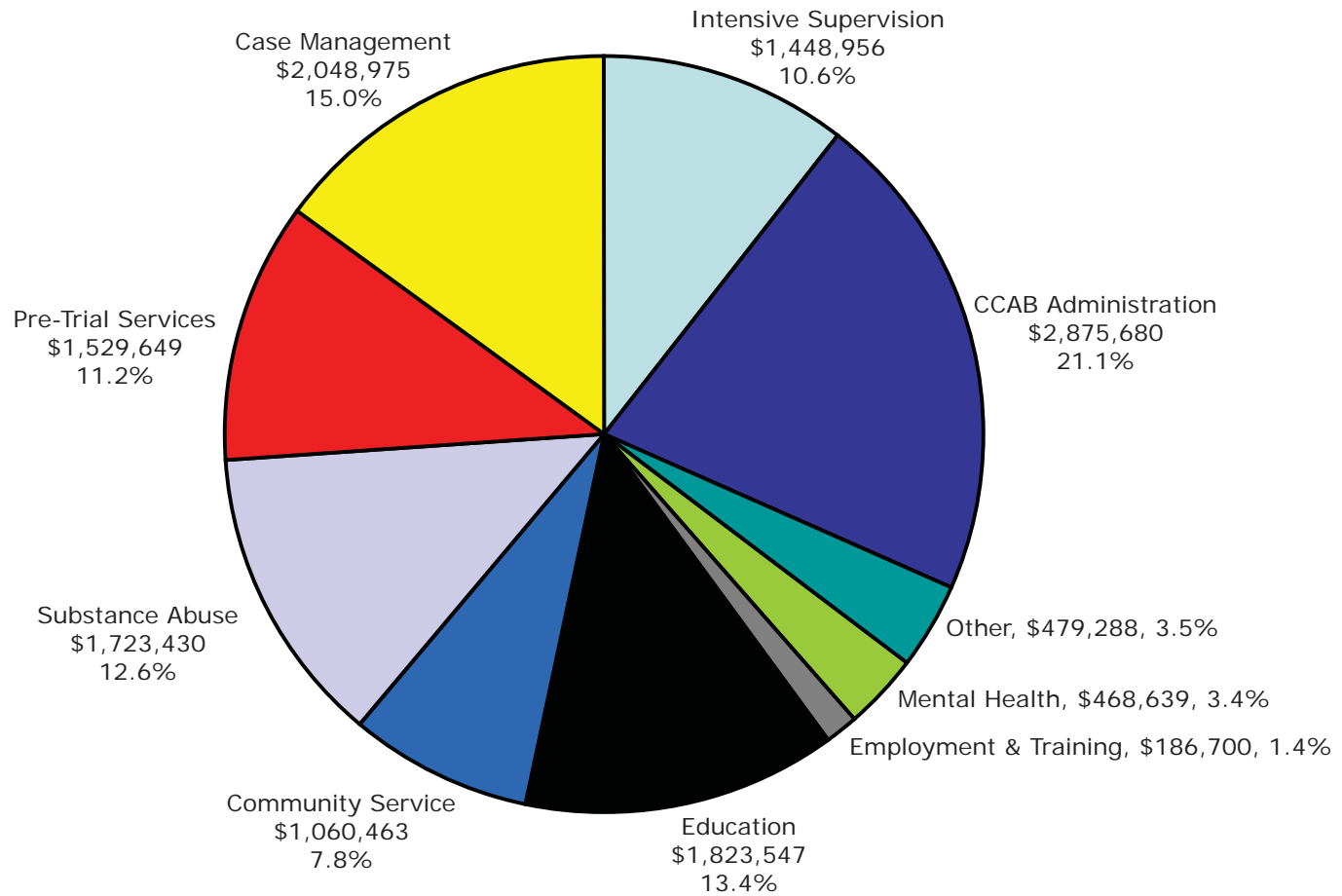


Source: Office of Community Alternatives

NOTE: FY 2011 shows an increased number of offenders enrolled in community corrections programs (versus FY 2010) due to updates of a statewide centralized website which has been fully implemented and has provided data for full FY 2011. The FY 2010 report only consisted of part year data due to various data reporting issues.

J2 Grants Awarded in FY 2011: \$13,645,327

Community Corrections Comprehensive Plans and Services



Source: Office of Community Alternatives

J3 FY 2011 Probation Residential Services

PROGRAM	ACTUAL AVERAGE DAILY POPULATION
ALLEGAN	4.8
BARRY	1.0
BAY	5.6
BERRIEN	28.4
BRANCH	2.4
CALHOUN	16.3
CASS	4.1
CHARLEVOIX	0.2
CLINTON	0.3
CENTRAL U.P.	0.1
EATON	12.9
EMMET	0.4
GENESEE	72.2
GRATIOT	0.6
HURON	0.2
INGHAM	25.8
IONIA	4.7
ISABELLA	1.7
JACKSON	17.5
KALAMAZOO	44.3
KALKASKA	2.3
KENT	64.1
LENAWEE	6.5
LIVINGSTON	12.9
MACOMB	52.0
MANISTEE/BENZIE	2.3
MARQUETTE	0.7
MASON	1.1
MECOSTA	1.7
MIDLAND	3.6
MONROE	21.1
MONTCALM	4.6
MUSKEGON	41.1
NORTHERN MICHIGAN	3.5
OAKLAND	93.2
OGEMAW/ARENAC	0.5
OTTAWA	4.0
ROSCOMMON	0.6
SAGINAW	34.4
SHIAWASSEE	0.9
ST. CLAIR	21.4
ST. JOSEPH	22.1
SUNRISE SIDE	4.6
13th JUDICIAL CIRCUIT	6.3
THUMB AREA REGIONAL	8.7
VAN BUREN	6.9
WASHTENAW	20.9
WAYNE	180.7
WEST CENTRAL U.P.	6.4
WEXFORD/MISSAUKEE	2.2
TOTAL	874.8

Source: Office of Community Alternatives